

Viet Nam SDGCW Survey 2020-2021



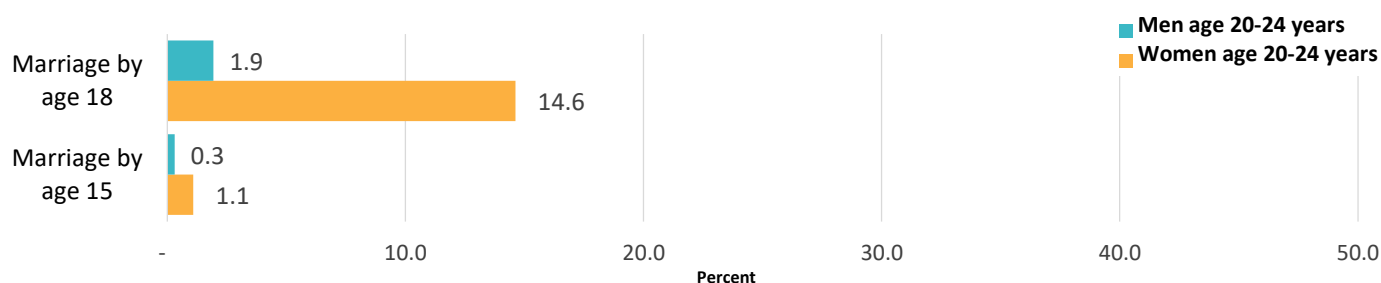
Child Marriage



Child Marriage among Women and Men

Marriage before Age 15 and Age 18 among Women (SDG 5.3.1*) and Men

Percentage of women and men age 20-24 years who are first married or in union before age 15 and before age 18

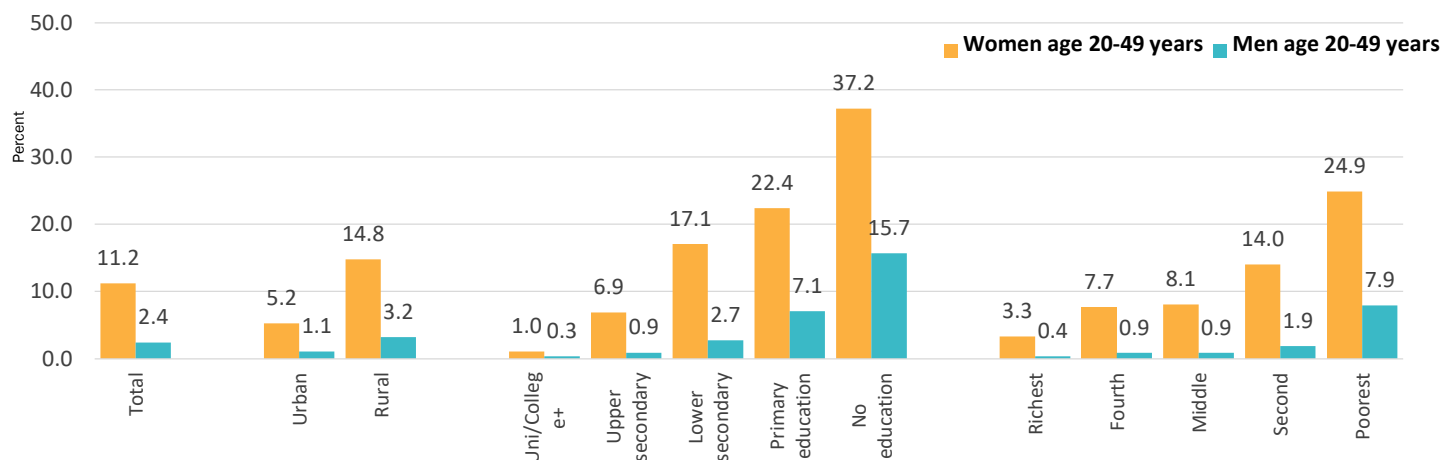


The above chart refers to women and men age 20-24 years, as this youngest cohort most recently completed exposure to the risk of marrying in childhood, thus giving a closer approximation of the current prevalence of child marriage. The following charts, which show disaggregation by background characteristics, refer to the full cohort of women and men age 20-49 years.

*SDG indicator 5.3.1 refers only to child marriage prevalence among girls: "Proportion of women age 20-24 years who were married or in a union before age 15 and before age 18"

Disaggregates in Marriage before Age 18

Percentage of women and men age 20-49 years who are first married or in union before age 18, by residence, education and household wealth quintile



Key Messages

- Child marriage among women of all age groups is more prevalent than among their male peers.
- Rural women and men are much more likely to marry before age 15 and 18 than their urban peers.
- Marriage before age 18 among women age 20-49 years is negatively correlated with their education level and their household wealth quintile. Women who have lower education and come from poorer households are more likely to marry before their 18th birthday.
- Women age 20-40 years from ethnic groups other than Kinh and Hoa are more likely to marry before age 18. The highest proportion of child marriage before age 18 is among Mong ethnic women, at 53.4 percent. Early marriage among Mong ethnic men age 20-49 years is also prevalent, at 26.1 percent.

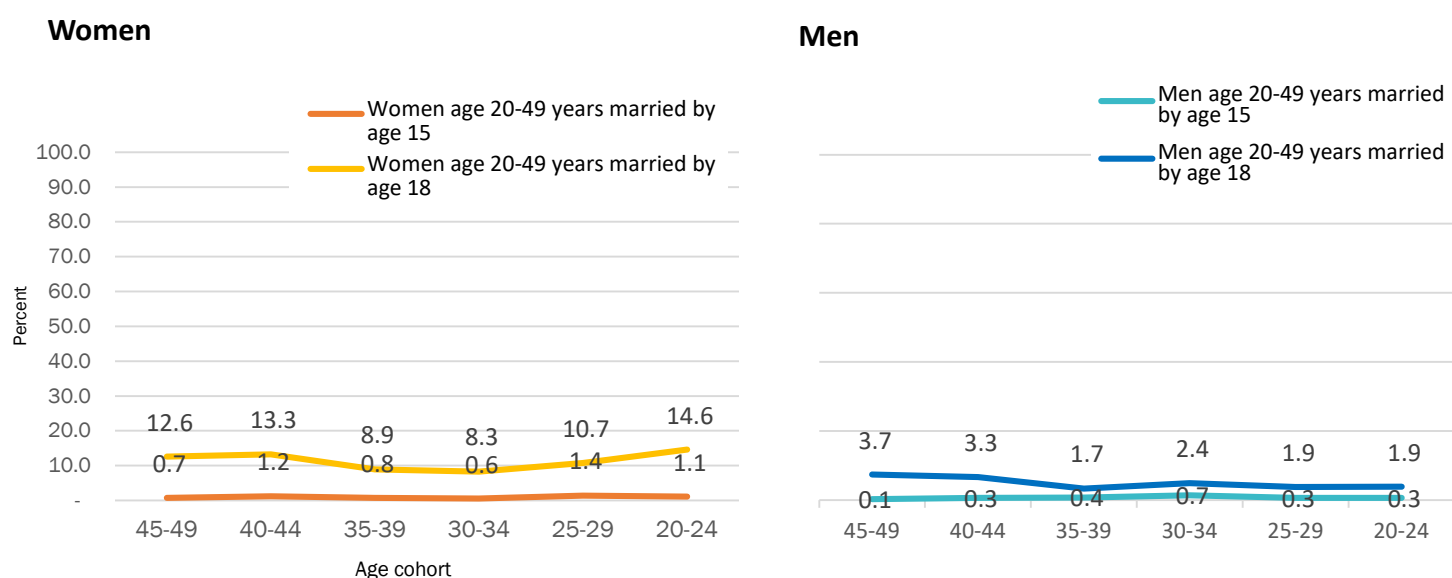
Data on Child Marriage by Region and Ethnicity

Percentage of women and men age 20-49 years who are first married or in union before age 18, by region and by ethnicity

Region/City	Women 20-49 years married before age 18	Men 20-49 years married before age 18
National	11.2	2.4
Red River Delta	7.2	0.6
Ha Noi	5.3	0.6
Northern Midlands and Mountainous Area	23.1	7.8
North Central and Central Coastal Area	8.5	1.3
Central Highlands	18.2	5.9
South East	7.1	0.9
Ho Chi Minh City	4.2	1.0
Mekong River Delta	14	2.9
Ethnicity	Women 20-49 years married before age 18	Men 20-49 years married before age 18
National	11.2	2.4
Kinh/Hoa	8.5	1.0
Tay, Thai, Muong, Nung	22.4	7.0
Mong	53.4	26.1
Other	31.3	12

Trends in Child Marriage

Percentage of women (left) and men (right) age 20-49 years who are first married or in union before age 15 and before age 18, by age cohort



The Survey measuring Sustainable Development Goal Indicators on Children and Women (SDGCW) Viet Nam was carried out in 2020-2021 by the General Statistics Office as part of the global MICS programme of UNICEF.

Technical and financial support was provided by UNICEF and UNFPA.

The objective of this snapshot is to disseminate selected findings from the Viet Nam SDGCW Survey 2020-2021 related to Child Marriage. Data from this snapshot can be found in

Tables PR.4.1W and PR.4.1M in the Survey Findings Report.

Further statistical snapshots and the Survey Findings Report for this and other surveys are available at mics.unicef.org/surveys.