



© UNICEF Tanzania/Kate Holt

T-Watoto Survey Report on
Violence Against
Children in Zanzibar



unicef 
for every child

CONTENTS

1	T-Watoto Survey Report on Violence Against Children	1
2	Community Awareness and Understanding of Violence Against Children	5
3	Community Attitudes to Physical Violence Against Children	11
4	Community Response to and Reporting of Violence Against Children	15
5	The Way Forward	19

LIST OF TABLES AND FIGURES

Table 1:	Respondents' perceptions of types of violence that happen most often to children in their communities - by region	7
Table 2:	Respondents' perceptions on whether it is necessary for parents to physically punish a child in order to raise him or her well - by region	12
Table 3:	Respondents' perceptions on whether children in schools and Koranic madrassas are often physically punished by their teachers - by region	13
Table 4:	Respondents' perceptions on whether most cases of violence against children are dealt with privately rather than being reported to the official authorities - by region	17
<hr/>		
Figure 1:	Respondents' concern about their own children or children in their family/neighborhood being at risk of experiencing violence	6
Figure 2:	Violence against children is common in the community	6
Figure 3:	Existence of violence against children in respondents' communities - by region	6
Figure 4:	Respondents' perceptions of types of violence that happen most often to children in their communities	7
Figure 5:	The most common locations where sexual violence against children occurs	8
Figure 6:	Perspectives on whether tourists represent a threat of sexual violence for children in Zanzibar	9
Figure 7:	Perspectives on the factors that contribute to violence against children	9
Figure 8:	Children are often physically punished by their parents in respondents' communities	12
Figure 9:	Where respondents would seek help if they knew a child who had experienced sexual violence	16
Figure 10:	Most cases of violence against children are dealt with privately rather than being reported to the official authorities	16
Figure 11:	The main reasons why cases against children are not reported	17

1 T-WATOTO SURVEY REPORT ON VIOLENCE AGAINST CHILDREN

This report outlines the findings from the Revolutionary Government of Zanzibar's Planning Commission T-Watoto mobile phone survey on violence against children. The survey was conducted in 2017 in order to generate nationally representative data on people's attitudes and practices in relation to violence against children in Zanzibar. The findings of this survey will inform the design and implementation of key interventions in engaging with communities to prevent and respond to violence against children and support the operationalization of the Revolutionary Government of Zanzibar's *National Plan of Action to End Violence Against Women and Children 2017–2022*.

About T-Watoto

The T-Watoto (Tuzungumze na Watoto) Survey is a mobile phone based survey implemented by the Revolutionary Government of Zanzibar's Planning Commission with technical and financial support from UNICEF. The T-Watoto Survey reaches respondents through mobile telephone interviews and collects nationally representative data on individual's knowledge and practices on issues affecting children and on access to, and quality of, services for children.

Information generated using T-Watoto is intended to support programme and service development and delivery and inform management decisions in Zanzibar at all levels of national and local government. The T-Watoto Survey was designed to include a sample of

4,792 households, with one individual selected per household, across all districts in Zanzibar and thereby provides data that is nationally representative and that can be disaggregated to regional level.

The T-Watoto Survey panel was established in 2015 and to date surveys have been carried out on a diverse range of topics including water, sanitation and hygiene, cholera awareness and response, and parent support to early learning. The survey has also been used to gather communities' views in supporting the development of an integrated national children's policy.

The development and implementation of T-Watoto surveys and validation of survey reports is guided by a steering committee of relevant government stakeholders, the T-Watoto Review and Approval Committee (T-RAC), and is chaired by the Zanzibar Planning Commission.

Methodology

The T-Watoto Survey sample was initially established through a process of field-level sampling and registration of households. A baseline face to face survey was conducted with registered respondents and surveys on thematic subjects relevant to children are subsequently periodically conducted with the same sample using mobile phones.

Respondents (4,792 in Zanzibar) were sampled using a combination of cluster sampling and random sampling to select the required number

of households. Using a 95% confidence interval and a precision of 0.05%, the sample size was adjusted by 19.6% to cater for the households that do not own a mobile phone and by 10% to accommodate non-response and drop outs. The survey tool/questionnaire was then developed, reviewed by the Zanzibar Planning Commission's T-Watoto Review and Approval Committee, translated, piloted and tested.

The survey was then delivered through call centre mobile phone calls to each identified individual household member. The questionnaire comprised only closed ended questions. A computerized version of the structured questionnaire was developed in the CATI survey system to collect data from the interviews. The overall response rate was 85 per cent meaning that 4,073 individuals were interviewed. The raw data from the survey system was exported to SPSS version 17 for analysis. Descriptive statistical tools such as frequency and cross tabulation were used for analysis of the data.

Limitations to the T-Watoto Survey tool include the fact that the survey only reaches households that have mobile phones. While the survey sample size was adjusted by adding 19.6 per cent (which is the percentage of households that do not own mobile phones), the survey findings are not representative of households that do not own mobile phones. Furthermore, complex lengthy questions and answers may be difficult to understand over the phone. Consequently the platform is limited to questions that require short answers, making the tool more relevant for conducting rapid assessments and not conducive to collecting detailed qualitative data.

While the T-Watoto Survey on Violence Against Children did not survey individual experiences

of violence, a referral protocol was developed whereby respondents participating in the survey were asked whether they wished to report a specific child protection concern. Survey participants were given the opportunity to have a child protection officer from the Department of Elders and Social Welfare contact them to discuss any child protection concern should they wish do so. No requests for follow-up contact were made by respondents participating in the survey.

T-Watoto Survey on Violence Against Children – Background and Rationale

The T-Watoto Survey on Violence Against Children was developed following a specific request by the President of Zanzibar and Chairman of the Revolutionary Council, H.E, Dr Ali Mohamed Shein, to the Planning Commission to use the survey tool to gather data about communities' attitudes and practices to violence against children. The request to conduct this survey demonstrates the clear commitment by the Revolutionary Government of Zanzibar to address violence against children.

This commitment has been most recently demonstrated by the launch of a two-year national campaign to end violence against women and children in December 2014 and the development and launch of the five year *National Plan of Action to End Violence Against Women and Children in Zanzibar 2017–2022*. The national plan of action seeks to provide a comprehensive national road map towards meeting clear commitments made to prevent and respond to violence against women and children included in the *Zanzibar Strategy for Growth and the Reduction of Poverty 2016-2020 (ZSGRP III)*.

In 2009 the first ever national household survey on violence against children was conducted in Zanzibar. The Violence Against Children Survey (VAC Survey 2009) revealed that experiences of violence is a reality for large numbers of children in Zanzibar. Over 6 per cent of girls (more than 1 in 20 females) and 9 per cent of boys (almost 1 in 10 males) report experiencing at least one incident of sexual violence before the age of 18. Reporting of violence remains very low and only about 1 in 10 children who experience sexual violence receive any support services. Physical violence is also experienced by the majority of children in Zanzibar, 71 per cent of boys and 62 per cent of girls report experiencing physical violence before the age of 18. Relatives and teachers are reported as the most frequent perpetrators of violence against children. Moreover, about 1 in 7 girls and 1 in 5 boys report experiencing emotional violence before the age of 18. Being called bad names is reported as the most frequent form of emotional violence.

Communities and families are often the first and most effective structures in preventing and responding to violence against children. Conducted during April and May 2017, this

T-Watoto Survey seeks to provide information on communities' attitudes and practices to violence against children. During the survey 4,073 respondents were surveyed across all districts in Unguja and Pemba. The survey was developed with the objective of generating data to specifically better understand:

- 1. Community awareness and understanding of violence against children;**
- 2. Attitudes towards physical violence against children; and**
- 3. How communities respond to and report violence against children.**

This report provides a summary of the key findings of the T-Watoto Survey on communities' attitudes and practices relating to violence against children in Zanzibar. The report also includes key recommendations for the design and implementation of strategic interventions for engaging with communities to effectively prevent and respond to violence against children in supporting the operationalization of the Revolutionary Government of Zanzibar's *National Plan of Action to End Violence Against Women and Children 2017–2022*.

2 COMMUNITY AWARENESS AND UNDERSTANDING OF VIOLENCE AGAINST CHILDREN

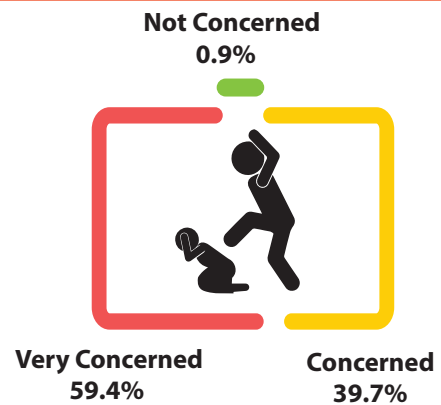


© UNICEF/Tanzania/Kate Holt

Respondents to the survey identified violence against children as a common problem in their communities. Sexual violence is reported as the most common type of violence and communities demonstrate a good understanding of where sexual violence against children occurs and by whom it is perpetrated. Inadequate awareness was identified by respondents as the key factor contributing to violence against children in communities.

99 per cent of survey respondents are concerned about their children or children in their families and communities being at risk of experiencing violence.

Figure 1: Respondents' concern about their own children or children in their family/neighborhood being at risk of experiencing violence



6 out of 10 respondents reported that violence against children is common in their communities.

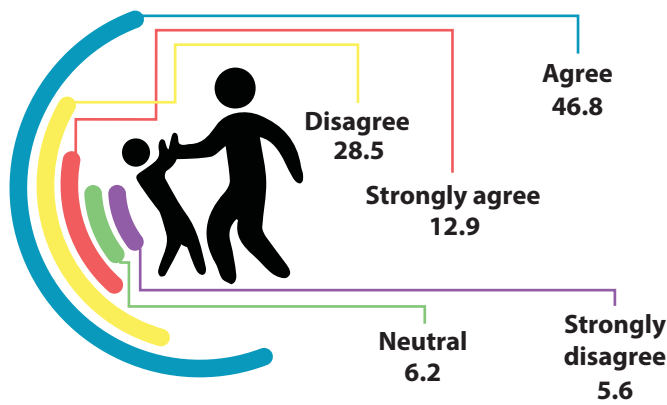
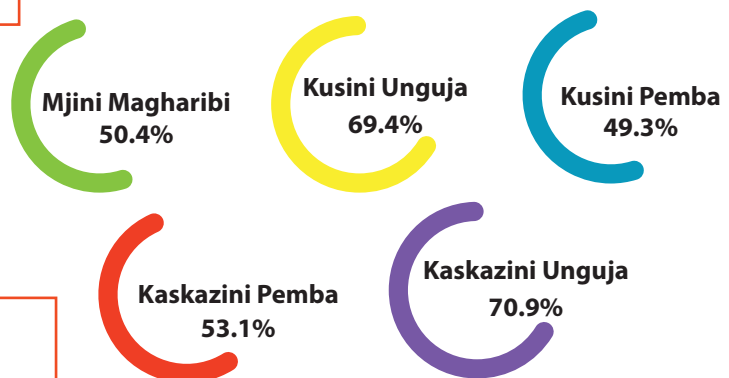


Figure 2: Violence against children is common in the community

A greater percentage of respondents in Unguja identified violence as being a problem in their community compared to Pemba. Kaskazini Unguja and Kusini Unguja are the two regions with the highest percentage of respondents reporting that violence is a problem in their community.

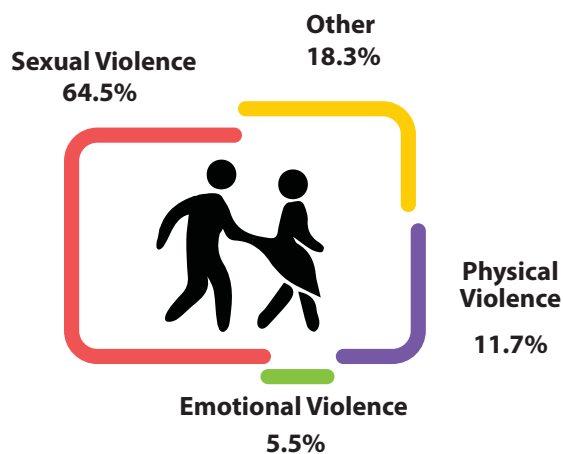
Figure 3: Existence of violence against children in respondents' communities - by region



Sexual violence against children is the most common form of violence (64.5 per cent) reported by communities. The identification of sexual violence by survey respondents as the most common form of violence experienced by children contrasts with the results of the Zanzibar Violence Against Children Survey (2009) that reported that physical violence was the type of violence most commonly

experienced by children. According to the VAC Survey, 6 per cent of girls and 9 per cent of boys reported experiencing sexual violence while 62 per cent of girls and 71 per cent of boys reported experiencing physical violence before the age of 18 years. This discrepancy may be due to the fact that many adult respondents do not necessarily consider the physical punishment of children as violence against children. Community attitudes to physical violence against children are further discussed in Section 2 of the report.

Figure 4: Respondents' perceptions of types of violence that happen most often to children in their communities



Kaskazini Unguja shows a significantly higher percentage (76.8 per cent) of respondents who highlighted that sexual violence against children was common in their communities, in comparison to other regions.

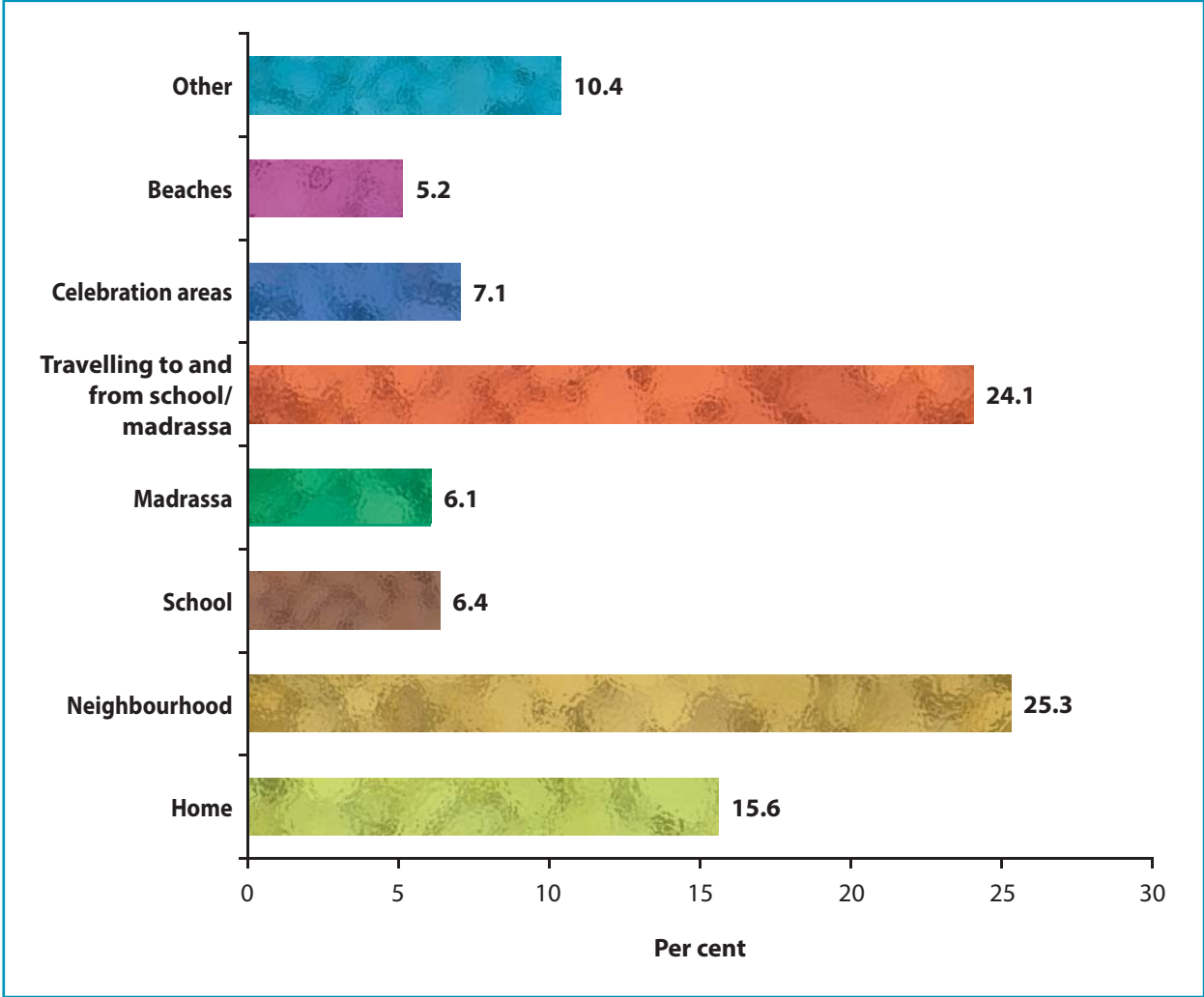
Table 1: Respondents' perceptions of types of violence that happen most often to children in their communities - by region

Background characteristics	Physical violence	Sexual violence	Emotional violence	Other specify	Total
Gender					
Male	11.9	65.7	5.9	16.5	2269
Female	11.4	62.8	4.8	21.0	1804
Region					
Kaskazini Pemba	4.3	61.7	2.4	31.6	788
Kaskazini Unguja	18.5	76.8	1.3	3.5	1045
Kusini Pemba	14.0	67.4	6.7	11.9	722
Kusini Unguja	15.9	64.7	11.8	7.7	708
Mjini Magharibi	3.7	46.9	8.3	41.1	810
Island					
Pemba	8.8	64.4	4.4	22.4	1655
Unguja	13.3	64.6	6.0	16.1	2418
Total	11.7	64.5	5.5	18.3	4073

Evidence shows that children are most likely to experience sexual violence by someone known to them, including close relatives. Communities in Zanzibar demonstrate a high level of awareness of the risk of sexual violence against children with 80.5% of respondents reporting that children are more likely to be sexually abused by someone they know rather than by a stranger.

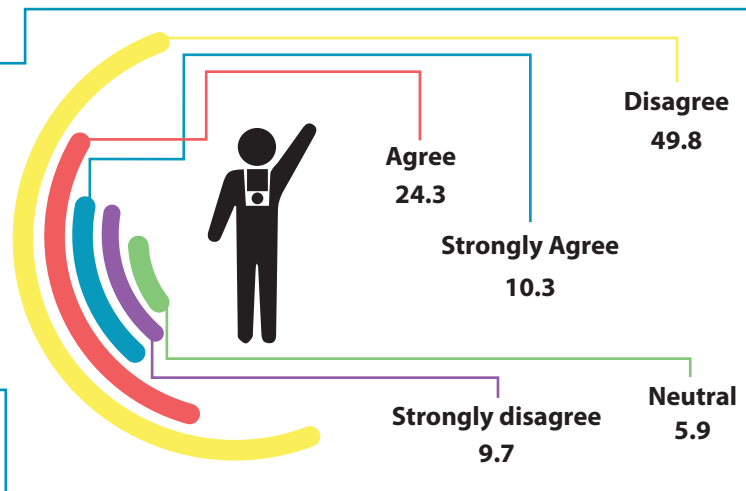
The three most common locations where sexual violence against children occurs, as reported by community members, are neighbourhoods; while travelling to and from school; and at home. These findings support the data from the Violence Against Children National Survey (2009) which reported that the two most common locations for sexual violence against children to occur were at someone's house or at school or while travelling to and from school. Other locations identified by respondents to this T-Watoto Survey include – celebration areas, schools and madrasa, beaches, guest houses, clubs and bars and other specified locations.

Figure 5: The most common locations where sexual violence against children occurs



More than half of the survey respondents reported that tourists do not represent a threat of sexual violence against children but over 1 in 3 respondents reported that tourists do represent a threat.

Figure 6: Perspectives on whether tourists represent a threat of sexual violence for children in Zanzibar



Inadequate awareness (29.2 per cent), moral deterioration (26.2 per cent) and frustration (11.5 per cent) were indicated to be the main factors contributing to violence against children.




Figure 7: Perspectives on the factors that contribute to violence against children

3 COMMUNITY ATTITUDES TO PHYSICAL VIOLENCE AGAINST CHILDREN



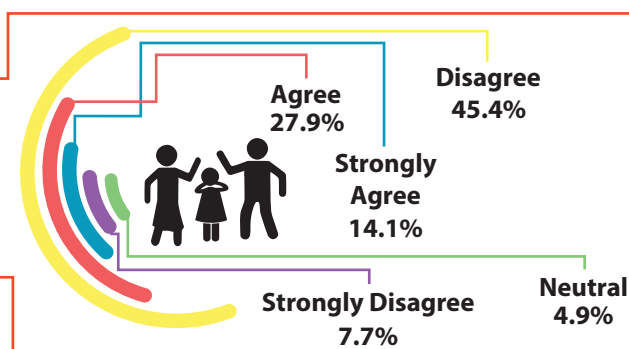
Physical violence against children commonly occurs in homes and at schools and is often considered by communities as a necessary child-rearing practice.

While significant numbers of respondents reported that children are often physically punished by their parents and teachers, only just over 1 in 10 respondents reported that physical violence is the most common type of violence that occurs in their community. This suggests that many respondents may not consider physical punishment by parents and teachers to be violence against children.

The VAC Survey (2009) reported that over 2 out of 3 children experience physical violence and that children were most likely to experience physical violence by relatives and teachers.

4 in 10 respondents to this T-Watoto Survey reported that children are often physically punished by their parents.

Figure 8: Children are often physically punished by their parents in respondents' communities



Over 1 in 3 respondents reported that it is necessary to physically punish children to raise them well. Over 1 in 2 parents do not believe it is necessary to physically punish children to raise them well.

Kaskazini Unguja is the region with the most respondents reporting that it is necessary for parents to physically punish children, closely followed by Kusini Unguja. Females (61.9 per cent) are more likely than males (48.6 per cent) to disagree that it is necessary to physically punish children.

Table 2: Respondents' perceptions on whether it is necessary for parents to physically punish a child in order to raise him or her well - by region

Background characteristics	Strongly agree	Agree	Neutral	Disagree	Strongly disagree	Total
Gender						
Male	14.4	32.5	4.9	43.0	5.2	2269
Female	13.8	21.2	4.9	48.7	11.3	1804
Region						
Kaskazini Pemba	1.0	16.6	1.4	78.1	2.8	788
Kaskazini Unguja	21.9	35.3	1.7	40.5	0.5	1045
Kusini Pemba	25.1	27.7	12.1	35.1	0.0	722
Kusini Unguja	20.2	37.0	1.9	40.6	0.2	708
Mjini Magharibi	1.4	20.7	9.3	33.6	35.1	810
Island						
Pemba	12.2	21.8	6.4	58.1	1.5	1655
Unguja	15.2	31.2	4.1	38.4	11.1	2418
Total	14.1	27.9	4.9	45.4	7.7	4073

Physical violence against children is even more common in schools and madrassas. 6 out of 10 respondents reported that children are often physically punished by their teachers.

A notably higher percentage of respondents in Unguja (68.per cent) compared to Pemba (47.7 per cent) reported that children are often physically punished by their teachers in schools and Koranic madrassas.

Table 3: Respondents' perceptions on whether children in schools and Koranic madrassas are often physically punished by their teachers - by region

Background characteristics	Strongly agree	Agree	Neutral	Disagree	Strongly disagree	Total
Gender						
Male	20.5	41.0	0.8	37.3	0.3	2269
Female	21.0	39.0	0.9	38.8	0.3	1804
Region						
Kaskazini Pemba	0.0	18.1	1.2	80.5	0.2	788
Kaskazini Unguja	21.6	47.0	0.5	30.5	0.3	1045
Kusini Pemba	40.7	40.9	0.7	17.7	0.0	722
Kusini Unguja	24.8	45.0	0.7	29.6	0.0	708
Mjini Magharibi	19.1	46.9	1.4	31.7	1.0	810
Island						
Pemba	19.0	28.7	1.0	51.2	0.1	1655
Unguja	21.6	46.5	0.8	30.6	0.4	2418
Total	20.7	40.2	0.9	37.9	0.3	4073

1 in 2 respondents reported that it is necessary for teachers to physically punish children to ensure that they are well educated. 4 in 10 respondents reported that it is not necessary for teachers to physically punish children to ensure that they are well educated.

Kaskazini Unguja (73.9 per cent) and Kusini Unguja (69 per cent) are the regions with the highest number of respondents who agreed or strongly agreed that it is necessary for teachers to physically punish children. Males (53.8 per cent) are more likely to agree that it is necessary for teachers to physically punish children than females (44.3 per cent).

4 COMMUNITY RESPONSE TO AND REPORTING OF VIOLENCE AGAINST CHILDREN

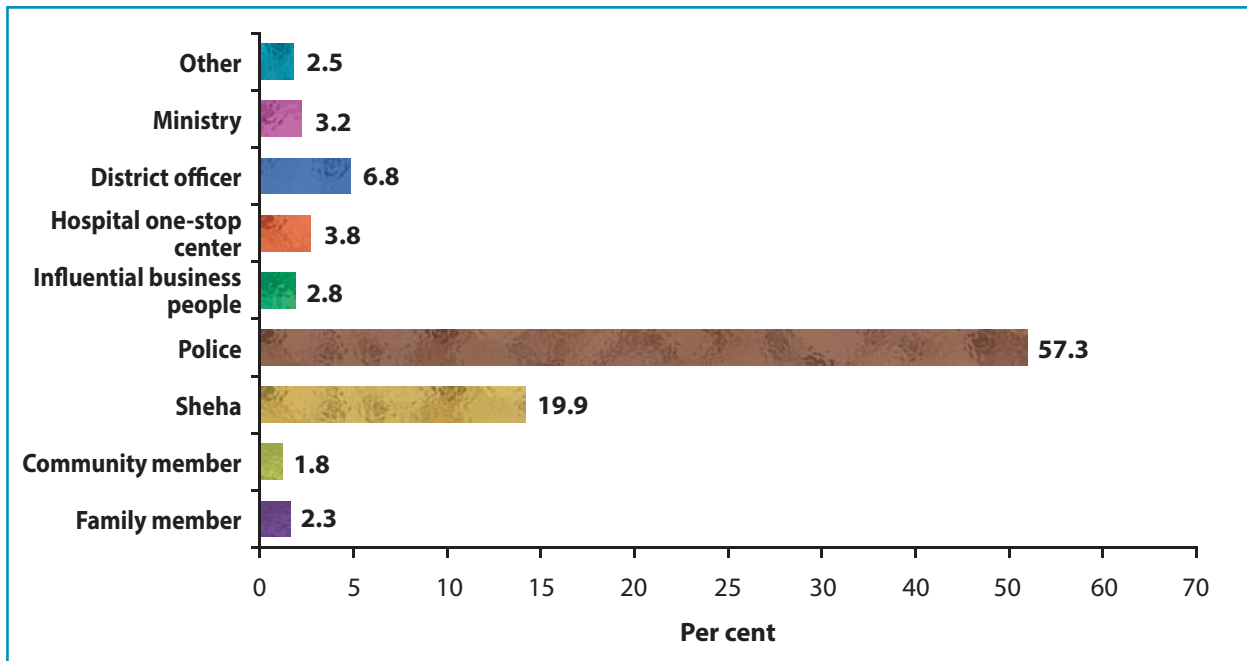


Communities are willing to intervene in cases of sexual violence against children in their communities, but the majority of cases are not reported to official authorities and are dealt with privately.

9 out of 10 respondents reported that they would be willing to intervene if they heard about a case of sexual violence against a child.

The Police and Shehas were reported by respondents as the two main points where respondents would seek help.

Figure 9: Where respondents would seek help if they knew a child who had experienced sexual violence



However, 7 out of 10 respondents reported that most cases of violence against children are dealt with privately rather than being reported to official authorities. Kusini Pemba (93.3 per cent) and Kusini Unguja (86.8 per cent) were the two regions with the highest number of respondents who agreed or strongly agreed that most cases of violence against children are dealt with privately rather than being reported to the authorities.

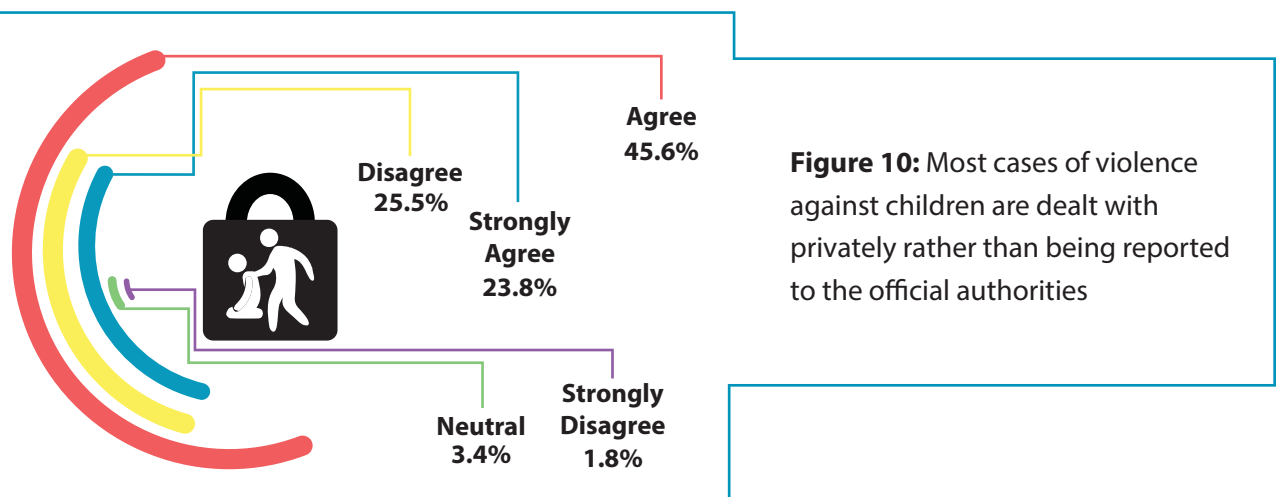


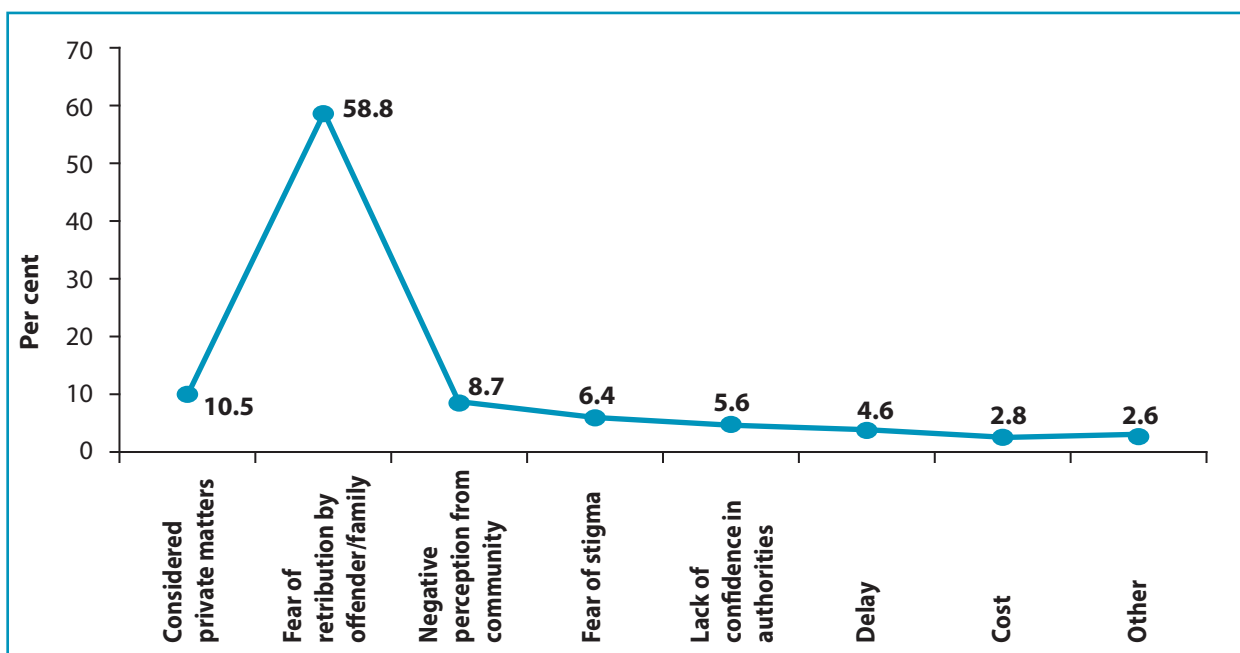
Figure 10: Most cases of violence against children are dealt with privately rather than being reported to the official authorities

Table 4: Respondents' perceptions on whether most cases of violence against children are dealt with privately rather than being reported to the official authorities - by region

Background characteristics	Strongly agree	Agree	Neutral	Disagree	Strongly disagree	Total
Gender						
Male	24.3	48.3	2.7	23.4	1.2	2269
Female	22.9	41.8	4.4	28.4	2.5	1804
Region						
Kaskazini Pemba	5.3	41.0	1.6	51.9	0.2	788
Kaskazini Unguja	19.7	51.8	0.4	28.2	0.0	1045
Kusini Pemba	69.1	24.2	1.2	5.6	0.0	722
Kusini Unguja	20.7	66.1	1.7	11.3	0.2	708
Mjini Magharibi	12.2	42.5	12.5	24.3	8.5	810
Island						
Pemba	35.0	33.2	1.4	30.3	0.1	1655
Unguja	17.6	52.5	4.4	22.8	2.7	2418
Total	23.8	45.6	3.4	25.5	1.8	4073

Fear of retribution by the offender or the offender's family is the reason most commonly cited for not reporting cases of violence against children.

Figure 11: The main reasons why cases against children are not reported





4 out of 10 respondents reported that sexual violence is a private matter to be handled in the family

The T-Watoto Survey demonstrates that violence against children is a key concern for communities in Zanzibar. Sexual violence is considered the most common form of violence against children and communities demonstrate good understanding of where it happens and by whom. The T-Watoto Survey results support available data from national household surveys that report violence against children as being most often perpetrated by someone known to the child and most commonly occurring in someone's house or at school or while travelling to and from school.

While community members demonstrate a willingness to intervene in cases of sexual violence, in practice, most cases are not reported to official authorities and are dealt with privately within communities. Fear of retribution and social and cultural norms that mean that cases of sexual violence are seen as private family matters are cited as the main reasons for not reporting cases of sexual violence. The T-Watoto Survey findings also confirm national data that reports that less than half of children who experience sexual violence tell anyone about it and fewer still seek support services. According to the VAC Survey (2009) only 1 in 10 children who reported experiences of sexual violence received any support services.

The survey findings also show that many respondents do not consider the physical punishment of children as violence against children. Physical violence against children commonly occurs in homes and at schools and physical punishment is often considered by communities as a necessary child-rearing practice. This corresponds with national data that reports that over 2 of 3 children experience physical violence before the age of 18 years and that the most commonly reported perpetrators of physical violence against children are relatives and teachers.

The *National Plan of Action to End Violence Against Women and Children 2017–2022* seeks to increase engagement with families and communities in effectively responding to violence against children. The *National Plan of Action* outlines that working response and support systems at the community level can contribute to promoting social norms against violence, support children's rights to remedy, and demonstrate that perpetrators will be held accountable for their actions. Furthermore, support to individuals can prevent the negative impact of violence, promote rebuilding and reduce the likelihood of recurrence in the longer term.

The *National Plan of Action* also seeks to address norms concerning the social tolerance of physical violence against children and engage with parents and teachers to promote practices for positive discipline at home and in educational settings.

5 THE WAY FORWARD

Working with communities to prevent and respond to violence against children

Violence against children is not inevitable. It is possible to break the cycle of violence. Communities and families are often the first and most effective structures in preventing and responding to violence against children. An increased focus on working directly with communities to prevent violence before it occurs and provide an appropriate response when it does happen is required. A key focus of the new *National Plan of Action to End Violence Against Women and Children 2017–2022* is on working to support capacities at the community level to prevent and respond to violence.

Six critical recommended strategic interventions include:

- 1. Research** – The T-Watoto Survey results report that the majority of cases are not reported to official authorities but are dealt with privately in the community. It is necessary to conduct an assessment to better understand existing community-based practices in preventing and responding to violence against children, identify appropriate entry points for supporting community-based mechanisms and develop links with the formal national protection system.
- 2. Support Community-Based Protection Mechanisms** – The *National Plan of Action to End Violence Against Women and Children 2017–2022* calls for the establishment of Shehia committees to coordinate and support efforts to address violence against women and children at the community level. A national programme of support is required to facilitate the establishment and operationalization of these committees in engaging with communities to prevent and respond to violence against children.
- 3. Support Parents and Families** – Roll out of parenting and family support interventions that seek to work directly with parents and caregivers in promoting models of positive parenting by mothers, fathers and other caregivers. Positive and family support interventions can offer alternatives to the use of physical and humiliating punishment, and enhance the development of children.
- 4. Address Violence Against Children in Schools and Madrassas** - Schools offer an important space where children, teachers and education personnel can learn and adopt pro-social behaviours that can contribute to preventing violence within the school and in the community. Formal and non-formal education are powerful engagement areas of focus in the prevention of violence, especially when linked with community mobilization and awareness-raising. Every child and adult in education settings must be able to participate in their learning without fear of violence. Recommended interventions include reforming legislation to address the use of physical and humiliating punishment in schools; establishing a safe and enabling school environment; supporting teachers

to promote positive discipline in schools, improving children's knowledge and skills about protecting themselves from violence, providing life and social skills training, and conducting adolescent violence prevention programmes. Giving children and adolescents the life and social skills to cope with and manage risks and challenges without the use of violence is crucial for reducing violence in schools and communities.

5. Address Social Norms – A national communication strategy on violence against women and children is required to support the implementation of the *National Plan of Action to End Violence Against Women and Children 2017–2022* in promoting positive social norms to empower and protect women and children. Specific interventions are required that seek to engage with the distinct and unique cultural norms and practices that exist in Zanzibar and can support the enhanced protection of women and children. Specific partnerships with religious leaders are required to harness the positive and protective traditional social and religious values and beliefs that can prevent violence against women and children.

6. Recruit Social Welfare Officers – Social Welfare Officers are the backbone of the national child protection system and play a critical role in reaching families and children in their communities to prevent and respond to violence. However, the numbers of existing government qualified social workers is insufficient and they often lack access to the physical resources necessary to meet their statutory duties under the Children's Act, 2011. A diploma in social work has been established at SUZA University and a degree in social work is now offered at Zanzibar University, meaning that for the first time there is a cadre of qualified social workers ready to be recruited as professional social welfare officers. The Ministry of Labour, Empowerment, Elders, Youth, Women and Children (MLEEYWC) is developing a capacity building plan for the delivery of social welfare services in Zanzibar. It will require increased technical, human and financial resources to operationalize the plan in reaching families and children with improved social welfare services.

