

## Humanitarian Needs Overview Findings



**15.3 million**  
People in need



**7 million**  
Children in need



**2.8 million**  
People with disabilities



**99%** of locations are in severe, extreme or catastrophic severity scale



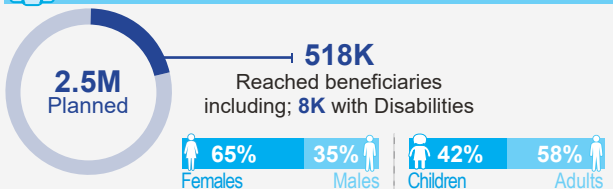
**99%** of People live in severe, extreme or catastrophic severity scale



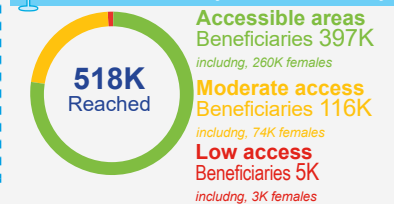
**2.05 million**  
People living in IDP camps

## Beneficiaries Reached Analysis & Funding Status

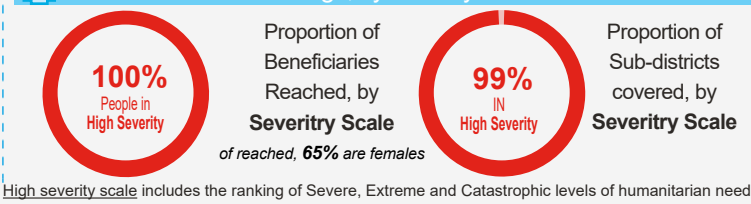
### Beneficiaries versus Planned Target



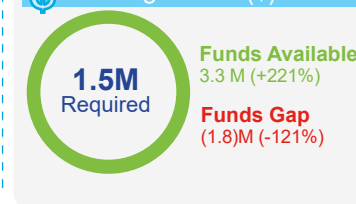
### Beneficiaries, by Access Quality



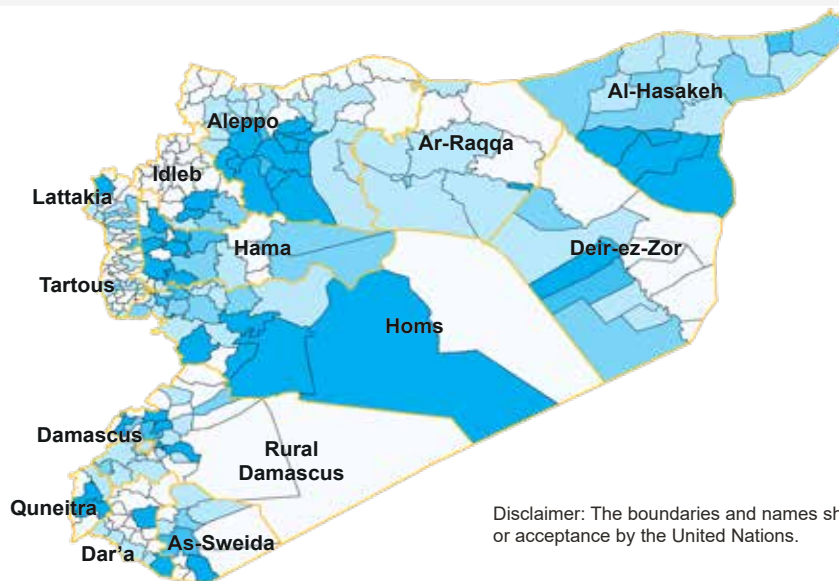
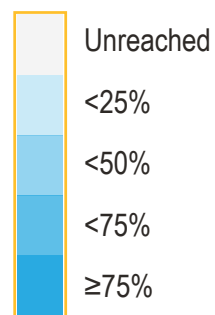
### SBC Reach and Coverage, by Severity Scale



### Funding Status (\$)



## PROPORTION OF PLANNED BENEFICIARIES REACHED BY SUB-DISTRICT



## Geographical Coverage

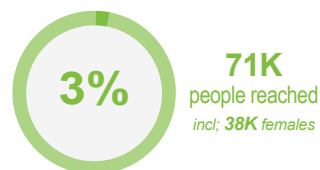
- 14 Governorates reached; out of 14
- 151 Sub districts reached; out of 270
- 787 Locations reached; out of 8,100

Disclaimer: The boundaries and names shown, and designations used, on this map do not imply official endorsement or acceptance by the United Nations.

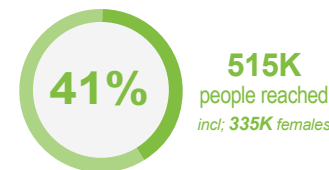


**REACHED**

**TARGET**



**2.5M** "incl; 1.3M females" Affected people (children, caregivers, community members) reached with timely and life-saving information on how and where to access available services



**1.2M** "incl; 720K females" People engaged in reflective dialogue through community platforms