

Humanitarian Needs Overview Findings



**14.9 million**  
People in need



**6.7 million**  
Children in need



**2.4 million**  
People with disabilities



**96%** of locations are in severe, extreme or catastrophic severity scale



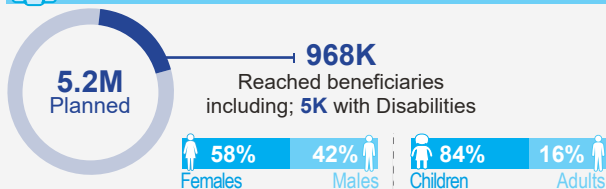
**100%** of People live in severe, extreme or catastrophic severity scale



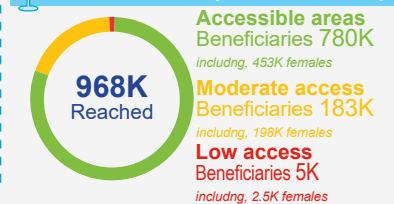
**2.05 million**  
People living in IDP camps

Beneficiaries Reached Analysis & Funding Status

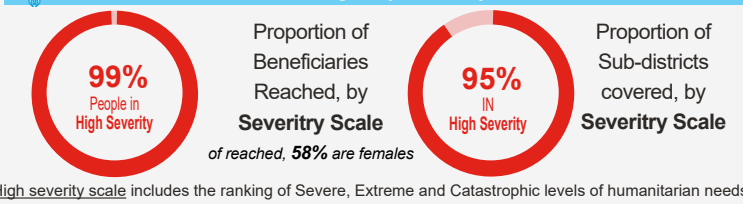
Beneficiaries versus Planned Target



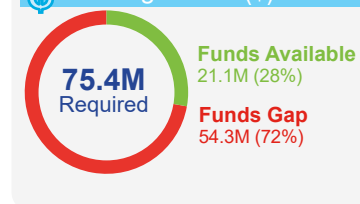
Beneficiaries, by Access Quality



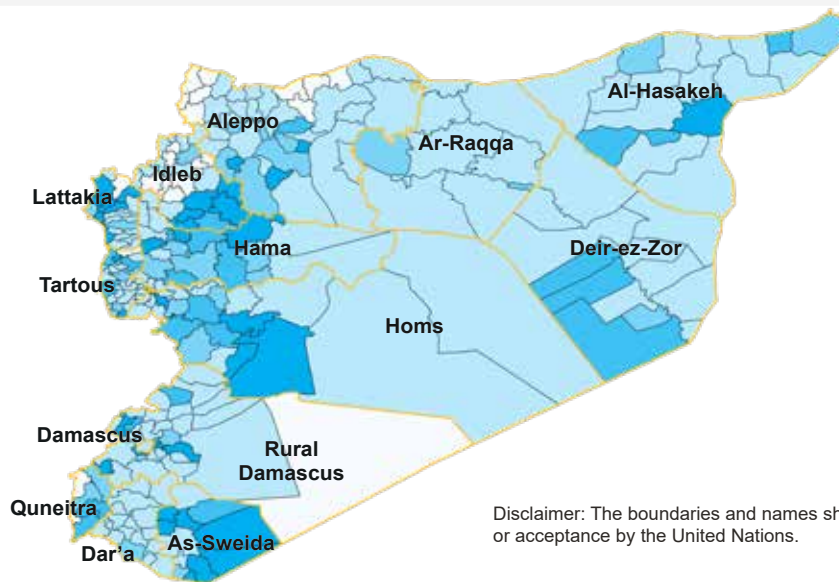
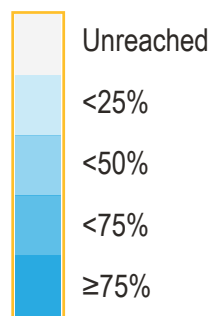
Health Reach and Coverage, by Severity Scale



Funding Status (\$)



PROPORTION OF PLANNED BENEFICIARIES REACHED BY SUB-DISTRICT



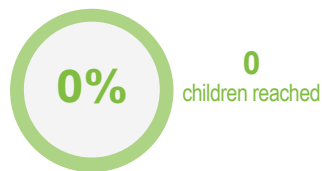
Geographical Coverage

- 14 Governorates reached; out of 14
- 249 Sub districts reached; out of 270
- 992 Locations reached; out of 8,100

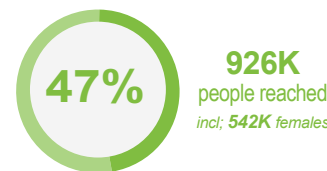
Disclaimer: The boundaries and names shown, and designations used, on this map do not imply official endorsement or acceptance by the United Nations.

ACHIEVED RESULTS, by indicators

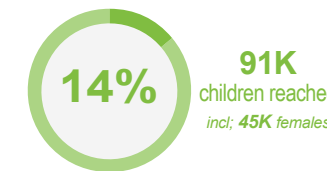
REACHED  
TARGET



**815K** "incl; 376K girls" Children under 5 years vaccinated against polio supplemental dose



**2M** "incl; 1.1M females" Women and children accessing primary health care in UNICEF supported facilities



**653K** "incl; 322K girls" Children 0-11 months receiving pentavalent 3 vaccine