

Humanitarian Needs Overview Findings



15.3 million
People in need



6.9 million
Children in need



2.6 million
People with disabilities



97% of locations are in severe, extreme or catastrophic severity scale



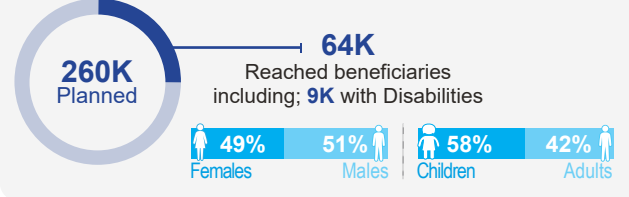
99% of People live in severe, extreme or catastrophic severity scale



2.05 million
People living in IDP camps

Beneficiaries Reached Analysis & Funding Status

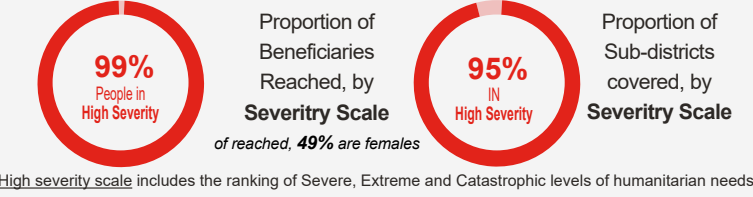
Beneficiaries versus Planned Target



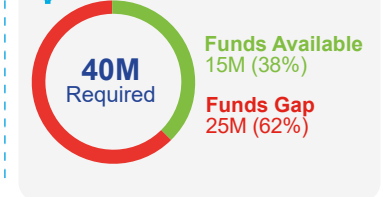
Beneficiaries, by Access Quality



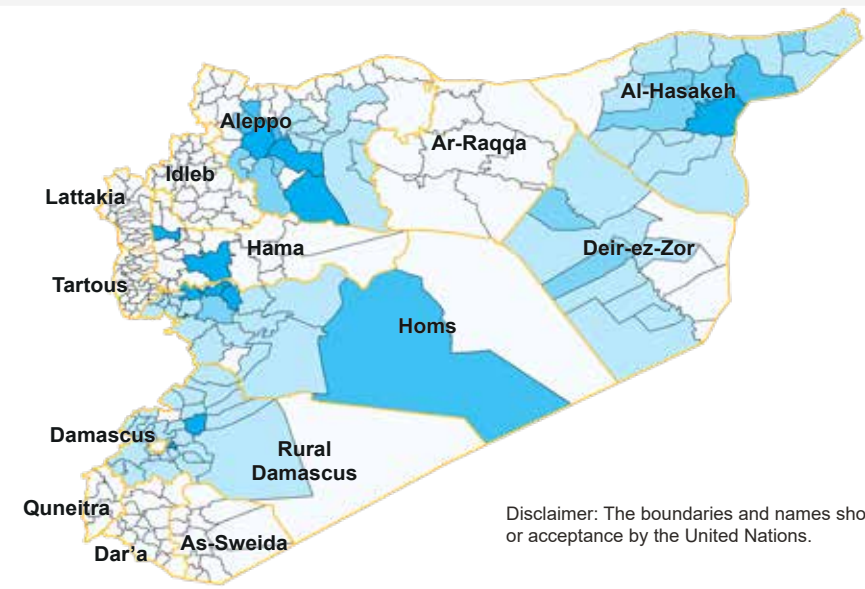
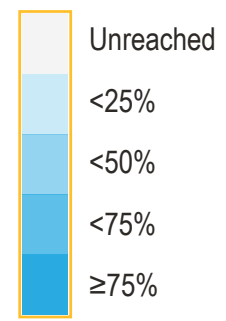
Social Protection Reach and Coverage, by Severity Scale



Funding Status (\$)



PROPORTION OF PLANNED BENEFICIARIES REACHED BY SUB-DISTRICT



Geographical Coverage

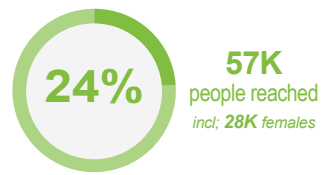
- 6 Governorates reached; out of 14
- 99 Sub districts reached; out of 270
- 890 Locations reached; out of 8,100

Disclaimer: The boundaries and names shown, and designations used, on this map do not imply official endorsement or acceptance by the United Nations.

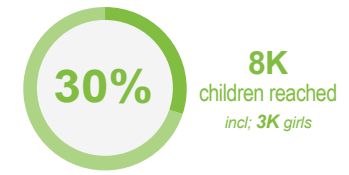


REACHED

TARGET



235K "incl; 113K females" Individuals reached with UNICEF-funded humanitarian cash transfers



25K "incl; 12.5K girls" Children with disabilities reached with regular cash transfers and case management services