

## Humanitarian Needs Overview Findings



**15.3 million**  
People in need



**6.4 million**  
Children Protection in need



**1.1 million**  
People with disabilities



**93%** of locations are in severe, extreme or catastrophic severity scale



**98%** of People live in severe, extreme or catastrophic severity scale

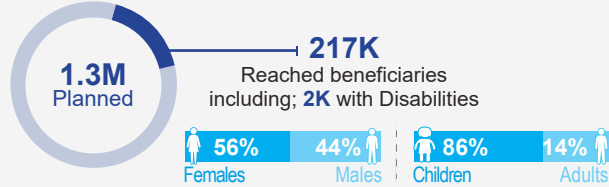


**2.05 million**  
People living in IDP camps

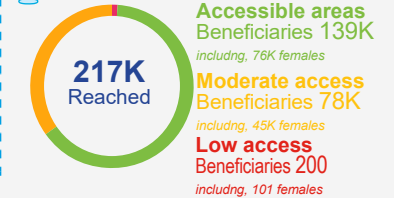
## Beneficiaries Reached Analysis & Funding Status



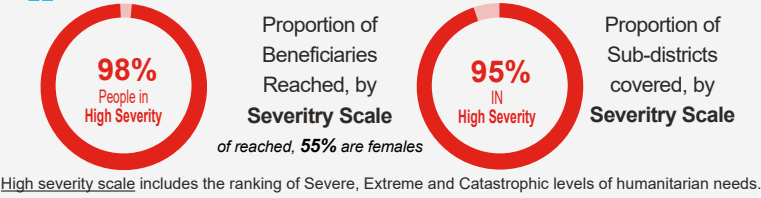
### Beneficiaries versus Planned Target



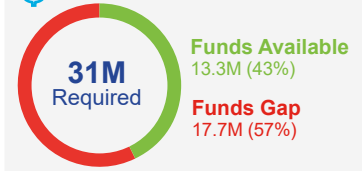
### Beneficiaries, by Access Quality



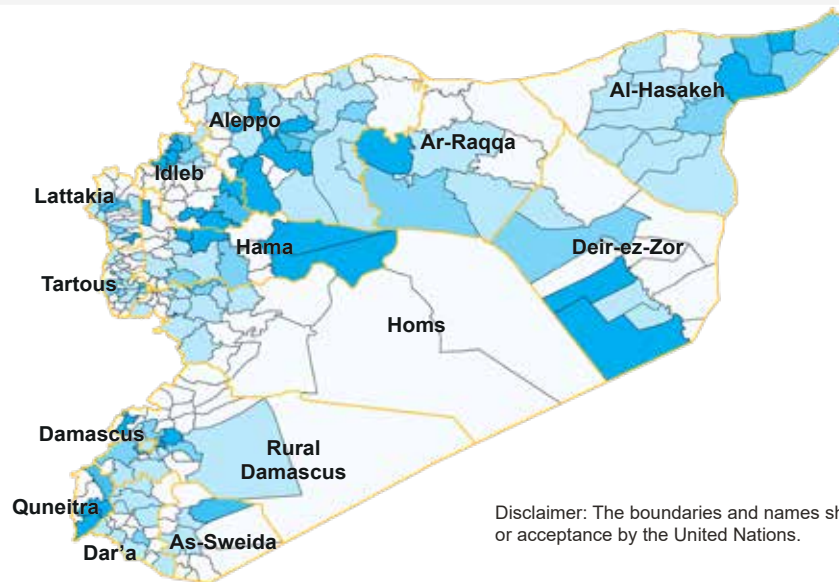
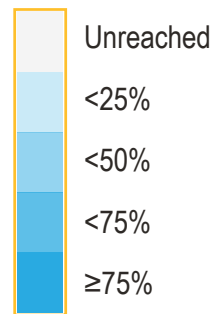
### Child Protection Reach and Coverage, by Severity Scale



### Funding Status (\$)



## PROPORTION OF PLANNED BENEFICIARIES REACHED BY SUB-DISTRICT



## Geographical Coverage

- 14 Governorates reached; out of 14
- 136 Sub districts reached; out of 270
- 554 Locations reached; out of 8,100

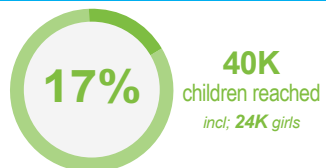
Disclaimer: The boundaries and names shown, and designations used, on this map do not imply official endorsement or acceptance by the United Nations.



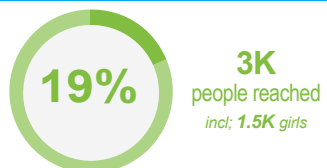
## ACHIEVED RESULTS, by indicators

REACHED

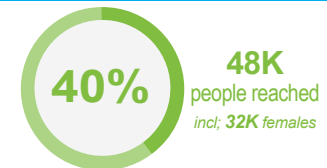
TARGET



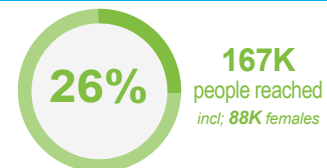
**234K** "incl; 117K girls" Children accessing community-based MHPSS support



**17K** "incl; 8.8K females" Children who have received individual case management



**120K** "incl; 69K females" Women, girls and boys accessing GBV risk mitigation, prevention and/or response



**653K** "incl; 347K girls" People provided with landmine or other explosive weapons prevention