

## Humanitarian Needs Overview Findings



**15.3 million**  
People in need



**4.4 million**  
Adolescents in need



**2.6 million**  
People with disabilities



**97%** of locations are in severe, extreme or catastrophic severity scale



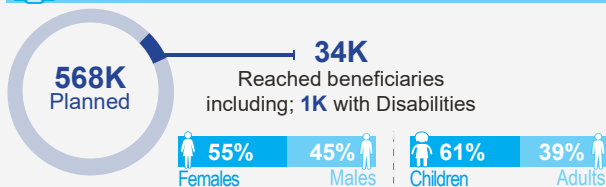
**99%** of People live in severe, extreme or catastrophic severity scale



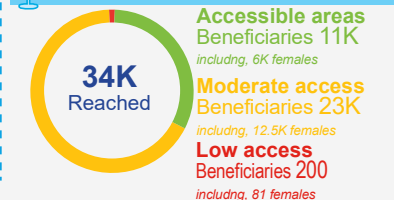
**2.05 million**  
People living in IDP camps

## Beneficiaries Reached Analysis & Funding Status

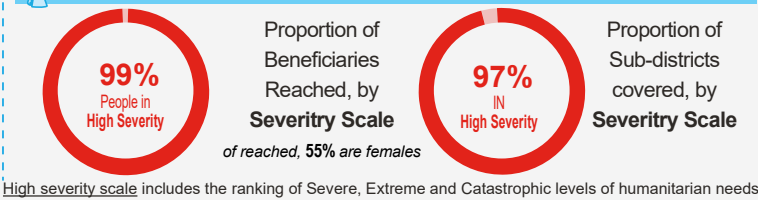
### Beneficiaries versus Planned Target



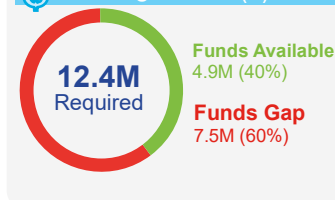
### Beneficiaries, by Access Quality



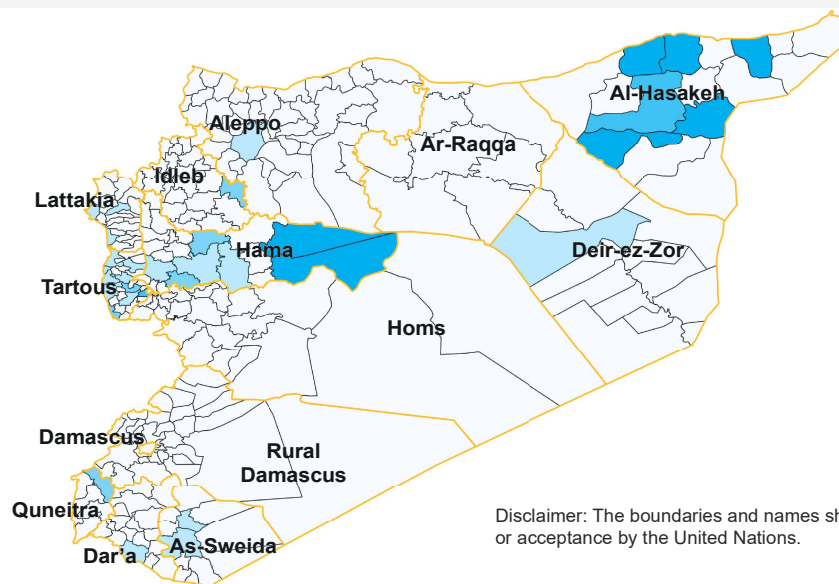
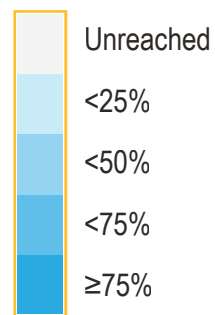
### ADAP Reach and Coverage, by Severity Scale



### Funding Status (\$)



## PROPORTION OF PLANNED BENEFICIARIES REACHED BY SUB-DISTRICT



## Geographical Coverage

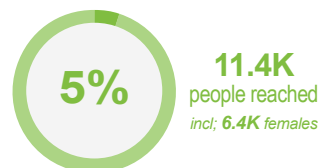
- 11 Governorates reached; out of 14
- 34 Sub districts reached; out of 270
- 51 Locations reached; out of 8,100

Disclaimer: The boundaries and names shown, and designations used, on this map do not imply official endorsement or acceptance by the United Nations.

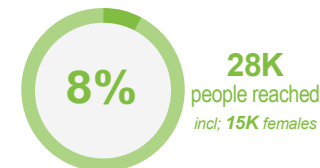
## ACHIEVED RESULTS, by indicators

**REACHED**

**TARGET**



**225K** *"incl; 113K females"* Affected adolescents and youth aged 10 to 24 years receiving life-skills and citizenship education and employability skills



**343K** *"incl; 173K females"* Adolescents and youth aged 10 to 24 years promoting social cohesion and civic engagement at the community