

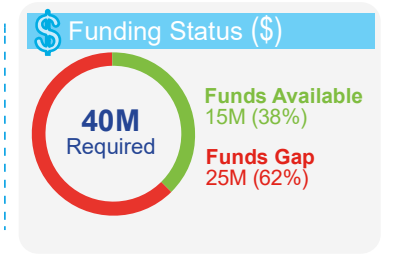
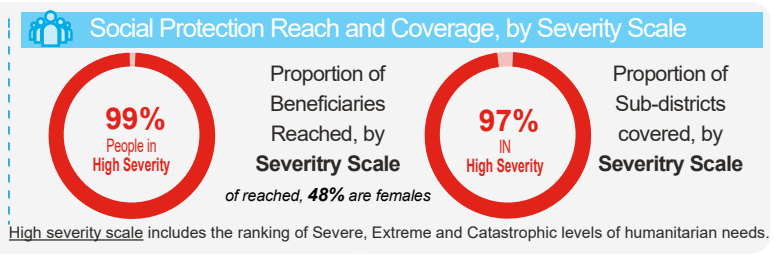
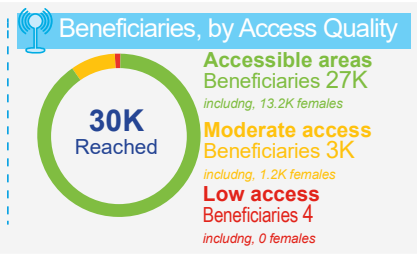
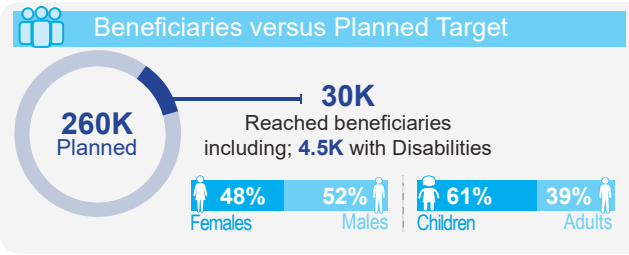


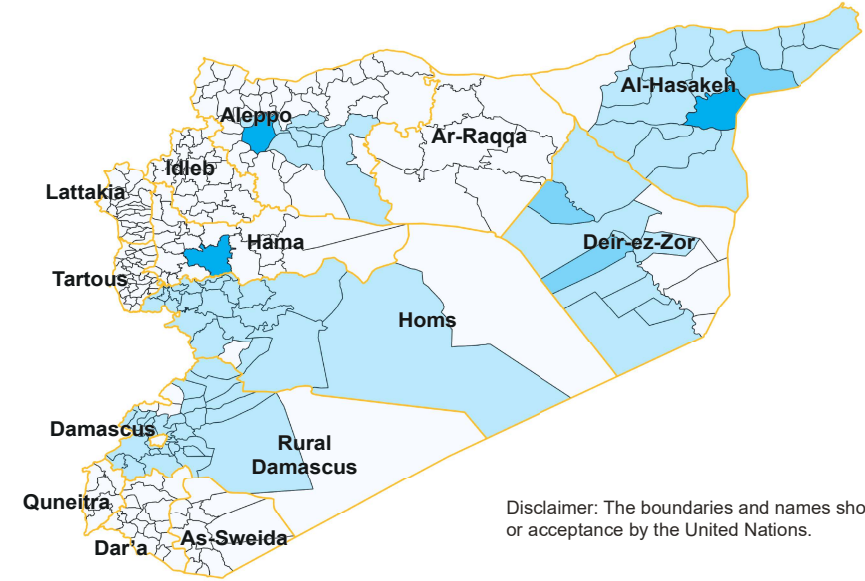
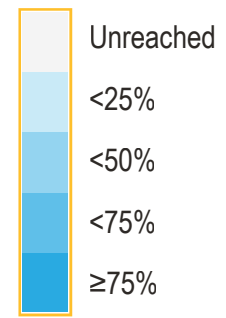
## Humanitarian Needs Overview Findings



## Beneficiaries Reached Analysis & Funding Status



## PROPORTION OF PLANNED BENEFICIARIES REACHED BY SUB-DISTRICT

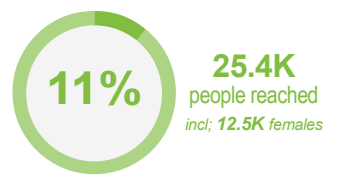


## Geographical Coverage

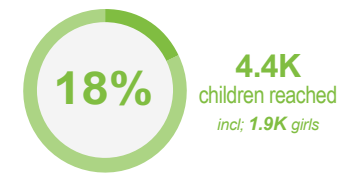
- 6 Governorates reached; out of 14
- 86 Sub districts reached; out of 270
- 587 Locations reached; out of 8,100

Disclaimer: The boundaries and names shown, and designations used, on this map do not imply official endorsement or acceptance by the United Nations.

## ACHIEVED RESULTS, by indicators



**235K** "incl; 113K females" Individuals reached with UNICEF-funded humanitarian cash transfers



**25K** "incl; 12.5K girls" Children with disabilities reached with regular cash transfers and case management services