

# HUMANITARIAN RESPONSE SNAPSHOT



**15.3 million**  
People in need



**7.0 million**  
Children in need



**7.2 million**  
Internally displaced



**33%** Communities contaminated with explosive ordinance

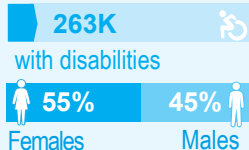



**155 k**  
Returnees



**2 million** people living in IDP camps

 **15.8M** Beneficiaries reached

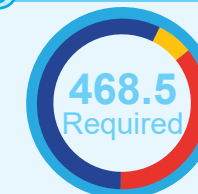


 Beneficiaries reached by access quality



**Accessible areas**  
Beneficiaries **11.4M**  
**Moderate access**  
Beneficiaries **4.3M**  
**Low access**  
Beneficiaries **200K**

 Funding Status (\$) in Millions



**Funds received**  
**267.9M**  
**Carry forward**  
**34.8M**  
**Funds Gap**  
**165.8M**

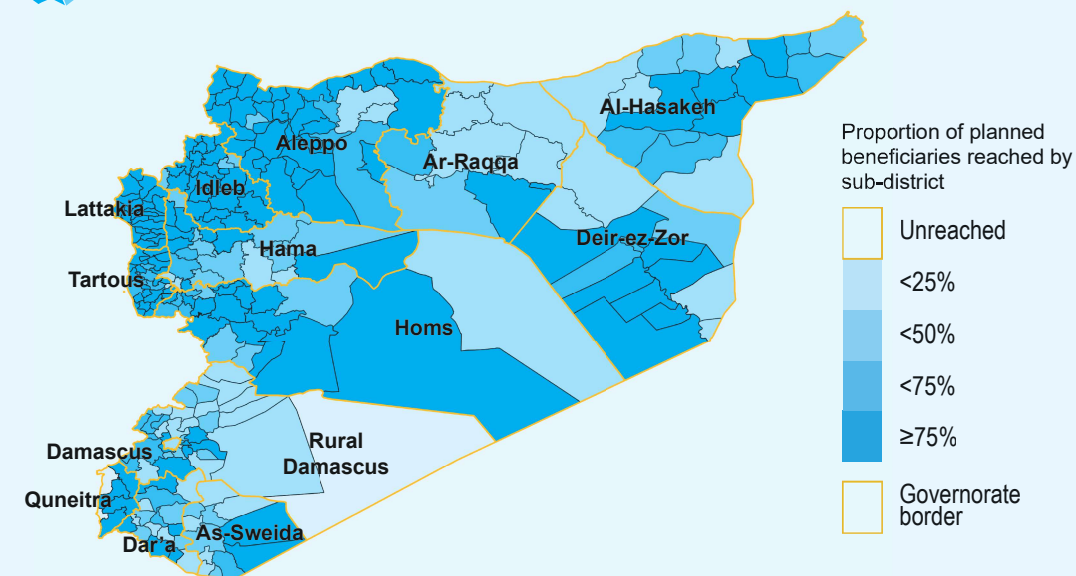
## Proportion of people in need reached versus planned targets

Category	Proportion Reached	Target
Health	94%	6.6M
Nutrition	95%	3.3M
WASH	+100%	6.5M
Education	94%	3.2M
Child Protection	79%	2.2M
Adolescent Development	+100%	500K
Social Protection	71%	490K

## Highlights

- 15.8M beneficiaries reached in 2023, including 10M children and 3.5M women;
- Of the reached, 5.6M people had been affected by the earthquakes, this includes 3.2M children.
- 4.5M people reached in most severely affected and moderate to access areas.
- 3.1M Internally Displaced People "IDPs" reached across the country, which represents 44% of the total estimated IDPs.

## People reached by UNICEF, as a proportion of planned numbers



Disclaimer: The boundaries and names shown, and designations used, on this map do not imply official endorsement or acceptance by the United Nations.