

January to November 2023

# WHOLE OF SYRIA

## Water, Sanitation and Hygiene (WASH) Response

© UNICEF/Syria/2021/Hasan Belal



**13.5 million**  
People in need



**5.8 million**  
Children in need



**66%**  
People in extreme or catastrophic need



**42%**  
People rely on alternative or unsafe water



**70%**  
Sewage untreated



**1.9 million**  
People living in IDP camps

## SITUATION

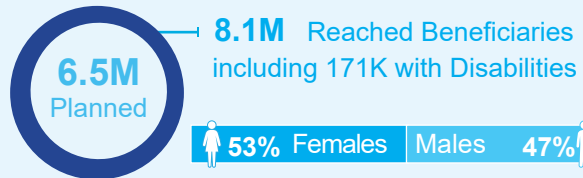
Across Syria, 42 per cent of the population relies on alternative and often unsafe water sources to meet or complement their water needs and at least 70 per cent of the discharged sewage being untreated<sup>1</sup>. An estimated two thirds of water treatment plants, half of pumping stations, one third of water towers, one quarter of sewage treatment plants and one sixth of wells have been damaged. The situation in IDP camps is particularly critical, requiring the provision of full package of emergency WASH services.

**The lack of electricity is a main bottleneck for the WASH sector**, limiting the existing network from effectively distributing existing water quantities. The electricity production has dropped year after year. Electricity and water have been used as weapons of war across the country, attacking the living conditions of civilian populations, especially in crisis zones and besieged areas. As an example, Alouk water station is frequently out of operation due to crossline electricity issues and reduced access for technical staff. This deprives 960,000 people in Al-Hasakeh Governorate of safe water several times a year and for extended periods, including more than one in every five days in 2021.

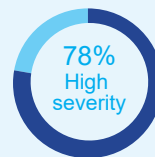
**The sector is also adversely affected by 'brain drain'** with 40 per cent of staff (especially in mid-management) having left the public service over the last ten years. This has led to the promotion of lower-level staff to higher posts without them having had the necessary training.

<sup>1</sup> OCHA, Humanitarian Needs Overview, 2022.

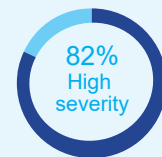
### Beneficiaries



### WASH reach by severity



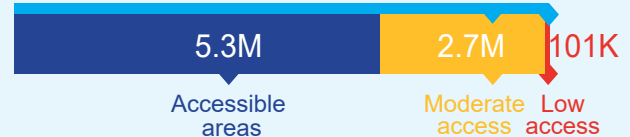
**173**  
Sub-districts reached



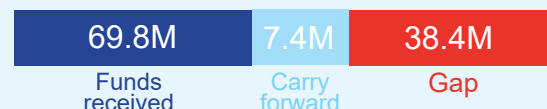
**8.1M**  
Beneficiaries reached

### WASH reach by access quality

**8.1M** Beneficiaries reached



### Funding status (\$) **115.6 M REQUIRED**



# RESPONSE

UNICEF will accelerate its shift from a primarily emergency response to a continuum of rapid, sustained and equitable response with longer-term solutions that build the resilience of communities and sector systems to endure shocks and crises. In IDP and other emergency settings, especially in heavily affected areas of the north-west and north-east, the delivery of emergency WASH services will need to continue while transitioning towards more sustainable solutions, such as establishing connections to existing water networks or simplified water and sewer networks.

UNICEF will go beyond the light rehabilitation of essential WASH infrastructure, and support more large-scale rehabilitations in an effort to stop and ultimately, reverse the deterioration of WASH services. In addition, local water and sanitation system operators will receive supplies and capacity building, allowing them to undertake the operation and maintenance of critical water and sanitation infrastructure in highly vulnerable communities.

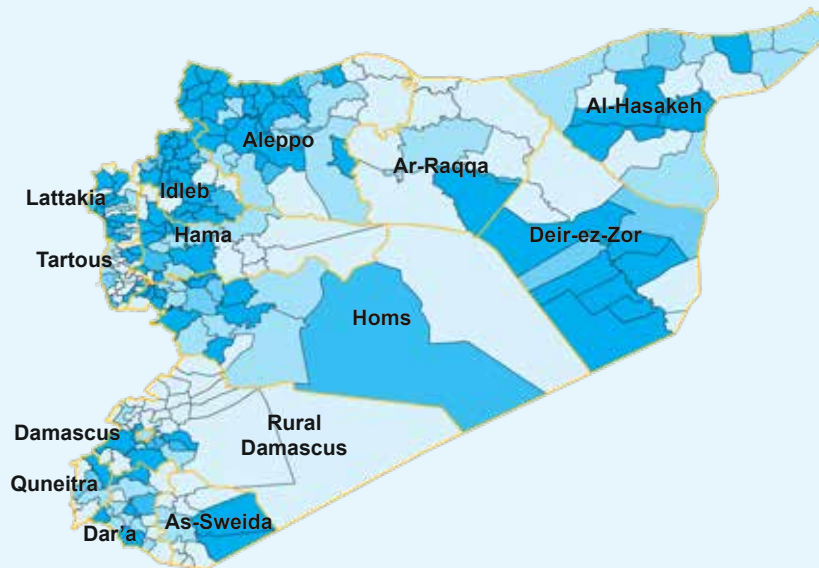
UNICEF will also help set up local supply chains. In 2021, UNICEF conducted a feasibility study on the local production of sodium hypochlorite. The study recommended to manufacture 75 per cent (sodium hypochlorite through two local factories) and continue to import 25 per cent (calcium hypochlorite aka chlorine powder) of Syria's overall disinfection needs. If implemented, those two factories will greatly reduce reliance on costly imports of chlorine products by fostering low-cost local production.

Finally, given the negative impacts climate change are expected to have on the sustainability of WASH services and behaviors, UNICEF will incorporate climate resilience into its programme. This will involve understanding and managing risks resulting in the protection of water resources, adaptation to increasing water scarcity and deteriorating water quality, and climate-resilient water and sanitation technologies and systems with a focus on renewable energies.

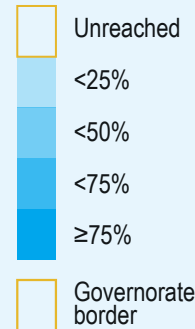


## PROPORTION OF PLANNED BENEFICIARIES REACHED BY SUB-DISTRICT

Disclaimer: The boundaries and names shown, and designations used, on this map do not imply official endorsement or acceptance by the United Nations.



Proportion of planned beneficiaries reached by sub-district



## KEY RESULTS 2023

■ Planned  
■ Reach



**3.7M / 71%**  
People accessing a sufficient quantity of safe water



**2.8M / +100%**  
People with improved access to sanitation services



**2M / +100%**  
People benefited from access to lifesaving emergency WASH facilities and services



**567K / +100%**  
Students gaining access to gender-friendly WASH facilities and services