

HUMANITARIAN RESPONSE SNAPSHOT



15.3 million
People in need



7.0 million
Children in need



7.2 million
Internally displaced




33% Communities contaminated with explosive ordnance

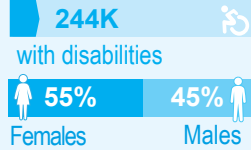


155 k
Returnees



2 million people living in IDP camps

 **12.5M** Beneficiaries reached



 Beneficiaries reached by access quality



Accessible areas
Beneficiaries **8.5M**
Moderate access
Beneficiaries **3.9M**
Low access
Beneficiaries **137K**

 Funding Status (\$) in Millions



Funds recieved
240.5M
Carry forward
34.8M
Funds Gap
193.1M

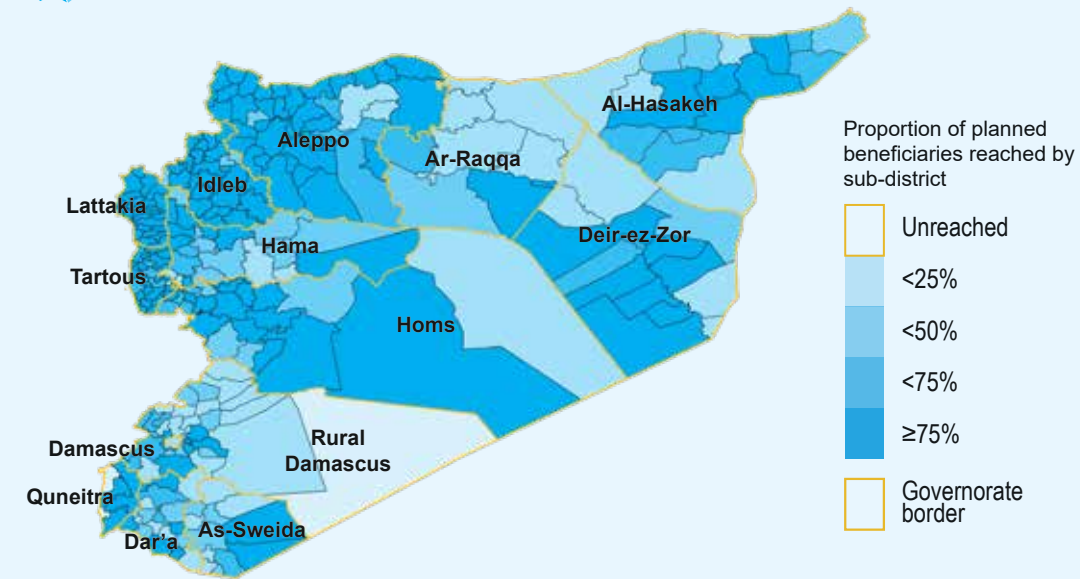
Proportion of people in need reached versus planned targets

Category	Proportion Reached	Target
Health	61%	6.6M
Nutrition	65%	3.3M
WASH	+100%	6.5M
Education	44%	3.2M
Child Protection	70%	2.2M
Adolescent Development	66%	500K
Social Protection	68%	490K

Highlights

- 12.5M beneficiaries reached in the first 11 months of 2023, including 7.4M children and 3.1M women.
- 4M people reached in most severely affected and moderate to access areas which represents 60% of people in need of humanitarian assistance.
- The overall progress reach is on-track with targets to be reached as planned by end of the year.
- Delays in supply procurement, distribution and reporting has constrained Education and Health progress which is expected to gain speed by end of the year.

People reached by UNICEF, as a proportion of planned numbers



Disclaimer: The boundaries and names shown, and designations used, on this map do not imply official endorsement or acceptance by the United Nations.