

# HUMANITARIAN RESPONSE SNAPSHOT



**15.3 million**  
People in need



**7.0 million**  
Children in need



**7.2 million**  
Internally displaced




**33%** Communities contaminated with explosive ordnance

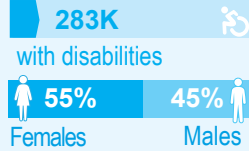



**155 k**  
Returnees



**2 million** people living in IDP camps


 **13.1M** Beneficiaries reached



 Beneficiaries reached by access quality



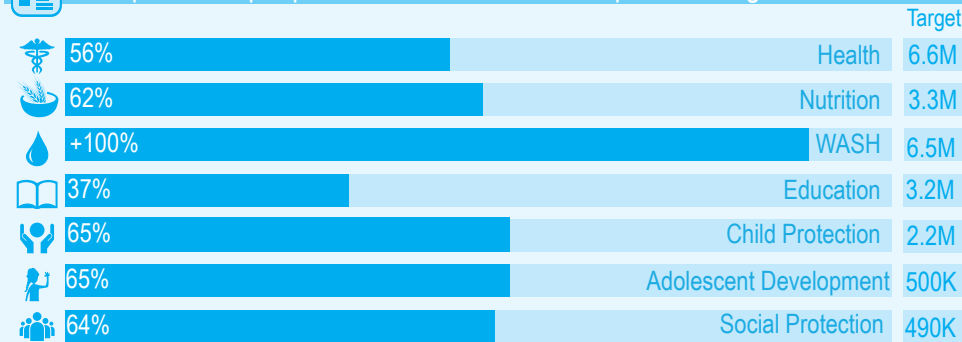
**Accessible areas**  
Beneficiaries **8.5M**  
**Moderate access**  
Beneficiaries **4.5M**  
**Low access**  
Beneficiaries **133K**

 **Funding Status (\$)** in Millions



**Funds received**  
**240.5M**  
**Carry forward**  
**34.8M**  
**Funds Gap**  
**193.1M**

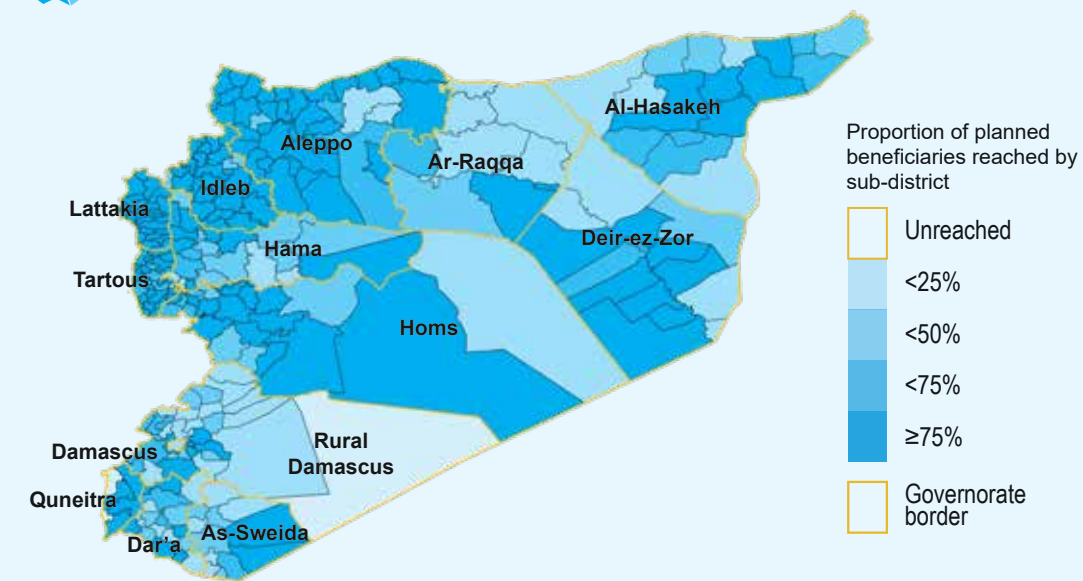
## Proportion of people in need reached versus planned targets



## Highlights

- 13.1M beneficiaries reached in the first 10 months of 2023, including 7.6M children and 3.3M women.
- 4.6M people reached in most severely affected and moderate to access areas.
- The overall progress reach is on-track with targets to be reached as planned by end of the year.
- Delays in supply procurement and distribution has constrained Education and Health progress which is expected to gain speed by end of the year.

## People reached by UNICEF, as a proportion of planned numbers



Disclaimer: The boundaries and names shown, and designations used, on this map do not imply official endorsement or acceptance by the United Nations.