

HUMANITARIAN RESPONSE SNAPSHOT



15.3 million
People in need



7.0 million
Children in need



6.9 million
Internally displaced



33% Communities contaminated with explosive ordnance

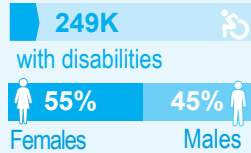


448 k
Returnees



2 million people living in IDP camps


 **10.7M** Beneficiaries reached



 Beneficiaries reached by access quality



Accessible areas
Beneficiaries **7.1M**
Moderate access
Beneficiaries **3.6M**
Low access
Beneficiaries **37K**

 Funding Status (\$) in Millions



Funds received
228.3M
Carry forward
34.8M
Funds Gap
205.3M

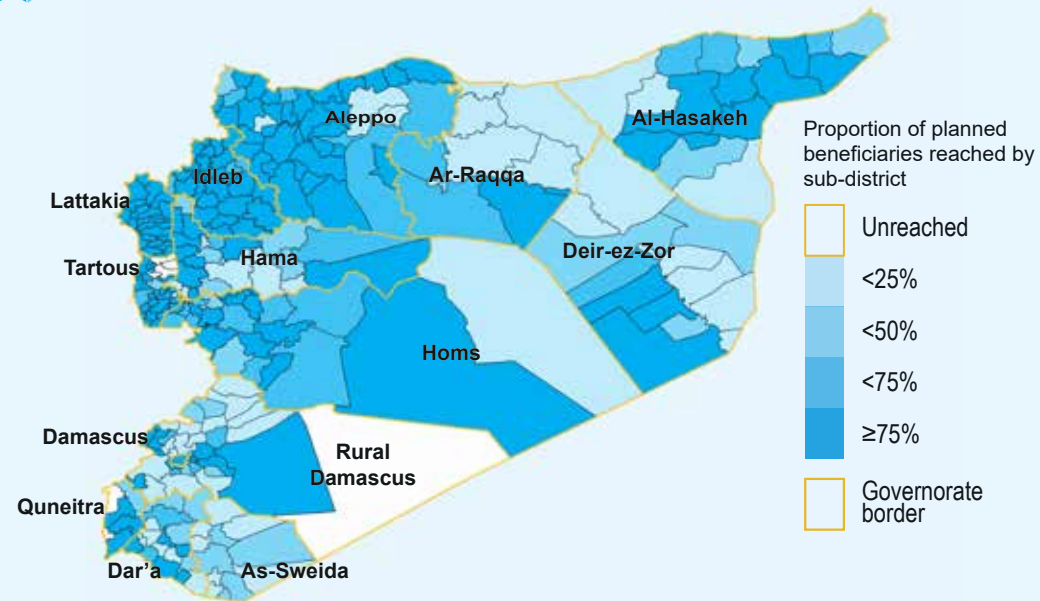
Proportion of people in need reached versus planned targets

Category	Proportion Reached	Target
Health	46%	6.6M
Nutrition	45%	3.3M
WASH	+100%	6.5M
Education	35%	3.2M
Child Protection	59%	2.2M
Adolescent Development	64%	500K
Social Protection	59%	490K

Highlights

- 10.7M beneficiaries reached in the first 9 months of 2023, including 6.1M children and 2.7M women.
- 4M people reached in most severely affected and moderate to access areas.
- The overall progress reach is on-track with targets to be reached as planned by end of the year.
- Delays in supply procurement and distribution has constrained Education and Nutrition progress which is expected to gain speed by end of the year.

People reached by UNICEF, as a proportion of planned numbers



Disclaimer: The boundaries and names shown, and designations used, on this map do not imply official endorsement or acceptance by the United Nations.