




**14.6 million**  
People in need



**6.5 million**  
Children in need



**6.9 million**  
Internally displaced



**33%** Communities  
contaminated with  
explosive ordnance



**448 k**  
Returnees

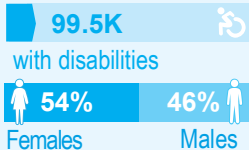


**2 million** people  
living in IDP camps



## Beneficiaries

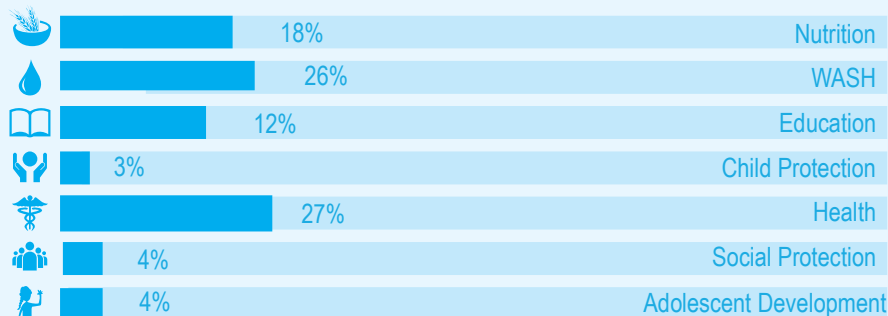
**10.7M**  
Planned



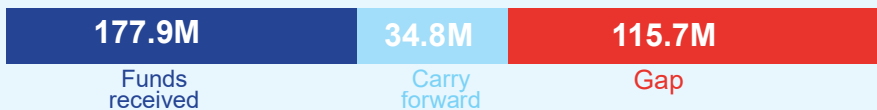
**7.3M** Beneficiaries reached



## Proportion of people in need reached, by programme



## Funding Status (\$) **328.4M REQUIRED**



## UNICEF reach by access quality



**Accessible areas**  
Beneficiaries 4.7M

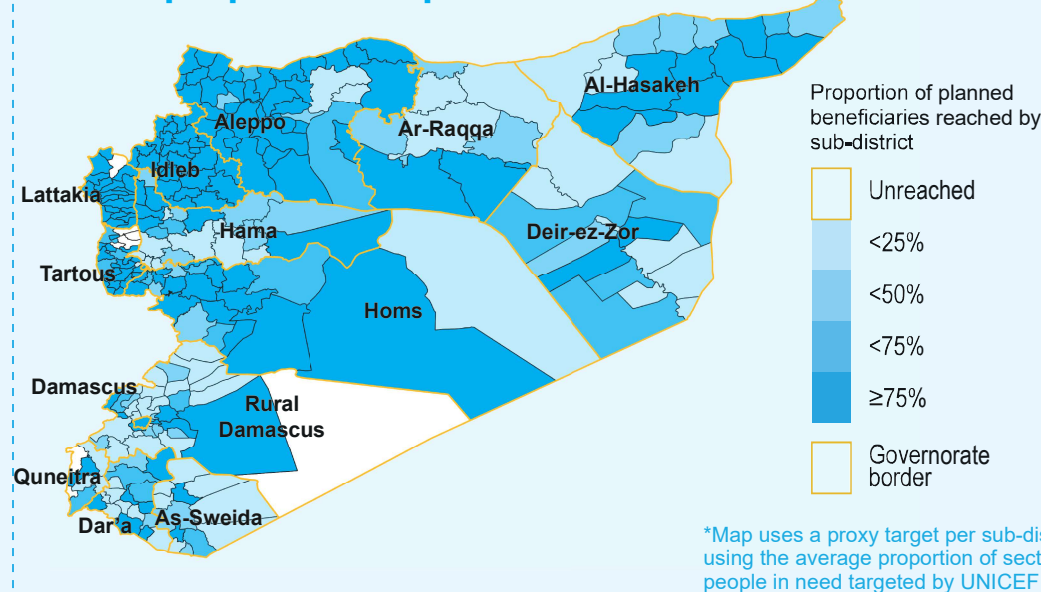
**Moderate access**  
Beneficiaries 2.5M

**Low access**  
Beneficiaries 75.5K

**7.3M** Beneficiaries reached



## People reached by UNICEF, as a proportion of planned numbers\*



Disclaimer: The boundaries and names shown, and designations used, on this map do not imply official endorsement or acceptance by the United Nations.