

# HUMANITARIAN RESPONSE SNAPSHOT



**14.6 million**  
People in need



**6.5 million**  
Children in need



**6.9 million**  
Internally displaced



**33%** Communities contaminated with explosive ordnance




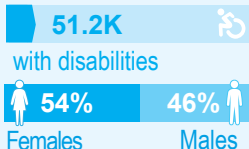
**448 k**  
Returnees



**2 million** people living in IDP camps



## Beneficiaries



**7.4M** Beneficiaries reached



## UNICEF reach by access quality

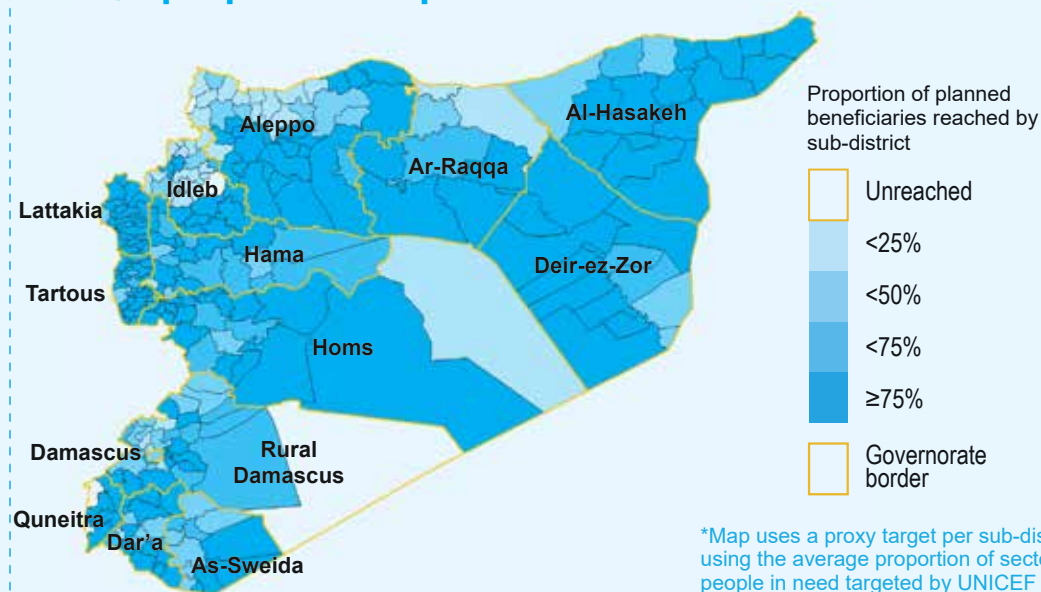


**Accessible areas**  
Beneficiaries 5.4M  
**Moderate access**  
Beneficiaries 1.8M  
**Low access**  
Beneficiaries 100K

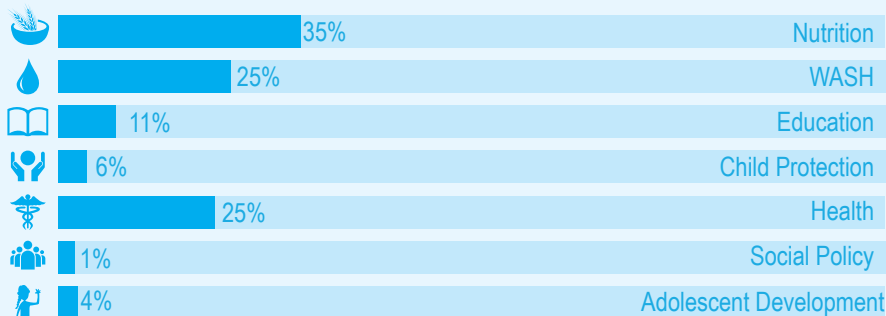
**7.4M** Beneficiaries reached



## People reached by UNICEF, as a proportion of planned numbers\*



## Proportion of people in need reached, by programme



## Funding Status (\$) **334.4M REQUIRED**

**66.4M**

Funds received

**55.7M**

Carry forward

**212.2M**

Gap

Disclaimer: The boundaries and names shown, and designations used, on this map do not imply official endorsement or acceptance by the United Nations.