

Supply Annual Report **2009**

Innovate for children



unicef 
unite for children

Contents

Introduction	2
■ The supply community	4
■ Procurement, warehousing and logistics.....	8
■ Enabling the use of government and local supply systems.....	14
■ Providing timely and quality emergency responses	18
■ Market shaping for children	20
■ Enhancing partnerships and collaboration	26
■ The need to innovate	28
Annexes.....	41

About UNICEF

UNICEF is on the ground in over 150 countries and territories to help children survive and thrive, from early childhood through adolescence. The world's largest provider of vaccines for developing countries, UNICEF supports child health and nutrition, good water and sanitation, quality basic education for all boys and girls, and the protection of children from violence, exploitation, and AIDS. UNICEF is funded entirely by the voluntary contributions of individuals, businesses, foundations and governments. For more information about UNICEF and its work visit: www.unicef.org

Introduction

In 2009, UNICEF's Supply Function continued to work in two overarching and complementary strategic areas – ensuring both the global availability and the local delivery of essential supplies for children. This involves shaping markets for life saving products such as vaccines, essential medicines and health commodities - aggregating needs and influencing industry - and implementing a range of supply chain models to get supplies to children as quickly and efficiently as possible. Underlying this is our commitment to continuous improvement in terms of work processes, problem solving, and collaboration with partners.

This report highlights Supply's core activities and results during 2009, and provides an overview of our strategic focus areas. It also introduces our renewed focus on the need to innovate for children. Many opportunities exist for UNICEF to invest its credibility and influence in shaping and promoting innovative products, technologies and approaches - to bring the greatest benefit to children.







Coming
together is a beginning.
Keeping together is progress.
Working together is success."



Our community in 2009:
929 staff, representing 133 nationalities,
located in 101 countries and 151 duty stations.

UNICEF's supply community

Ensuring the global availability and local delivery of supplies requires a dedicated team of local and international staff with diverse expertise and skills who are strategically located around the world.

They have expertise in procurement, contracting, logistics, freight handling, pharmacology, health product technology, quality control, financial services, logistics, engineering, human resources, construction, education and communications. Strengthening the supply community and encouraging knowledge sharing are important elements of our work. Many new tools were implemented or refined in 2009 to facilitate the sharing of knowledge. The learning and experience of others can transform our thinking and our work.



Supplies on the tarmac in Haiti.

Building a community of supply chain professionals

A series of five supply chain conferences, held in Dakar, Amman, Nairobi, Bangkok and Copenhagen, convened 138 supply and logistics staff representing 81 country, regional and divisional offices. The overall focus was on the professional development of supply staff so their expertise can increasingly add value to UNICEF's objectives, and ultimately support the achievement of the Millennium Development Goals.

The conferences introduced participants to techniques and thinking on supply chain

management. It also created a forum for the supply community to meet, share experiences, challenges and strategic objectives - including partnerships with counterparts, UN agencies, non-governmental partners and academia.

In addition to conferences, a range of integrated activities also helped strengthen the supply community, including online platforms, sharing of lessons learned, training, and staff deployments.



Procurement, warehousing and logistics

UNICEF procures a range of products to support country programmes and respond to emergencies. The throughput of goods and services continued to increase in terms of both value and quantities in 2009. Compared to 2008, the global value of goods procured increased by 20 per cent to \$1.75 billion. Supplies went to 137 countries around the world, direct from UNICEF warehouses or from suppliers. In addition to this, services for construction, predominately of child-friendly schools, and international freight were valued at approximately \$300 million. Of UNICEF's 20 largest supplier countries half were in developing nations.

Quick Supply Facts:

- Total global value of goods procured was \$1.75 billion
- Value of international procurement was \$1.3 billion
- Value of international freight was \$74.7 million
- Supply Division managed nearly 10,000 international shipments
- Value of goods delivered from headquarter warehouses was \$95 million
- Procurement Services provided to 101 countries valued at \$1.032 billion
- Emergency supplies procured worth \$88 million to 69 countries and territories
- 83% of procurement done in collaboration with UN agencies
- 326,753 kits packed in UNICEF warehouses
- 95,845 education kits, 7,322 recreation kits, 5,057 Early Childhood Development kits and 34,891 medical and pharmaceutical kits were sent to 54, 33, 45 and 40 countries respectively
- Local construction support provided to 37 countries valued at \$225 million, predominately for child-friendly schools
- Supported 24 integrated health campaigns and child health days in 23 countries, reaching over 40 million children

Quick procurement facts:

- \$1.377 billion worth of health related supplies
- 2.99 billion doses of vaccines for 82 countries
- \$18 million worth of cold chain equipment
- 345.7 million auto-disable syringes
- 43 million long-lasting insecticide treated nets for 49 countries
- Pharmaceuticals valued at over \$175 million
- 260 million de-worming tablets
- 574.7 million Vitamin A capsules to 74 countries
- Over 8.2 million malaria rapid diagnostic test kits
- \$68 million worth of water and sanitation supplies
- \$92 million worth of medical supplies and equipment
- \$67 million worth of nutrition supplies including 7,850 metric tonnes of RUTF
- 89 million zinc tablets
- \$6.3 million worth of co-trimoxazole, the majority for HIV treatment and the prevention of mother-to-baby transmission of HIV (PMTCT) programmes
- 11.8 million packs of antiretroviral formulations for 54 countries - enough to treat more than 640,000 patients for one year
- 10.4 million HIV rapid diagnostic test kits
- 38 million sachets of multiple micronutrient powder
- Education supplies (excluding textbooks and construction) valued at \$78 million

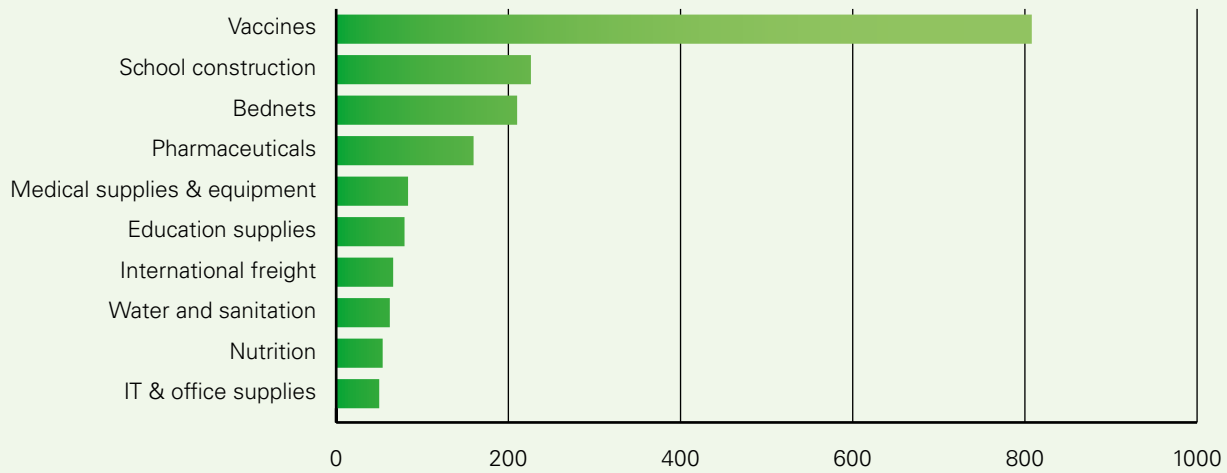
A focus on strategic essential supplies

There are a number of health commodities that are essential in driving down child mortality. The availability of these commodities in the right quantities and at the right time and place is a matter of life and death for millions of children. Some of these commodities are easily available at affordable prices, but the availability of others is hampered. Therefore we place a strategic focus on these supplies to ensure quality products are available in sufficient quantities from a diverse supplier base at affordable prices.

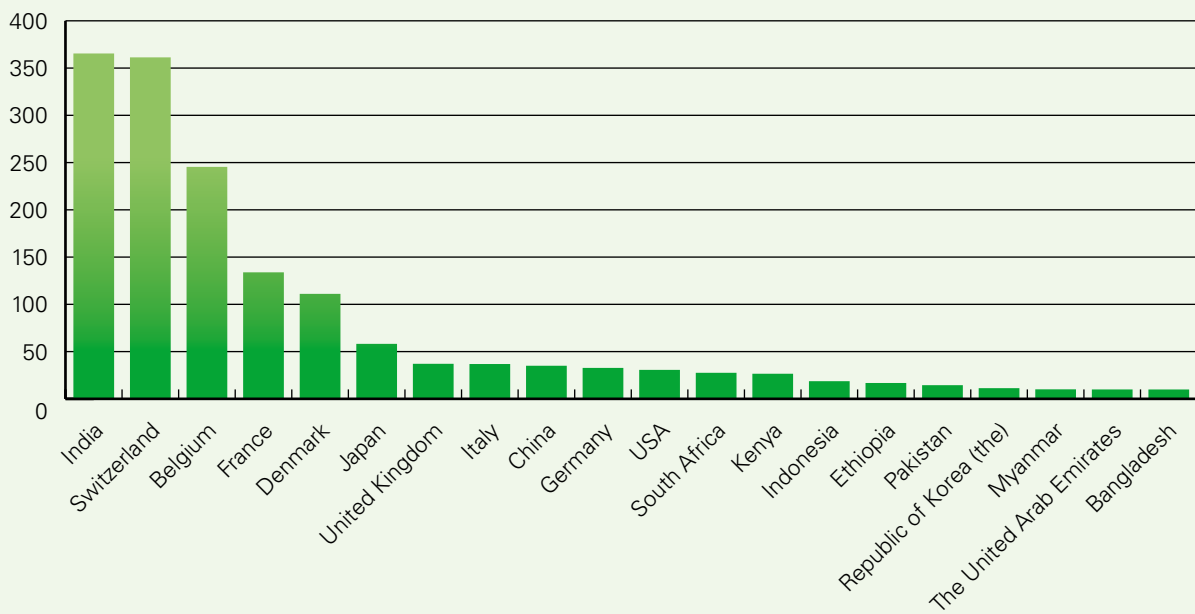
Essential supplies that could save more than 6 million children under 5 annually:

- Ready-to-use therapeutic and supplementary foods
- Long lasting insecticidal nets
- Vaccines – Hib, pneumococcal, measles, tetanus toxoid
- Antimalarials
- Vitamin A
- Zinc
- Antiretrovirals
- Antibiotics
- Oral Rehydration Salts
- Deworming tablets
- Safe injection devices

Largest 10 commodity groups (millions of US\$)



Largest 20 supplier countries (millions of US\$)



Additional support mechanisms for children

Procurement Services (PS) leverage UNICEF's knowledge, purchasing capacity and logistics expertise to enable governments and other development partners to use their own financial resources as well as donor funds to procure lifesaving supplies for children. In line with the Paris Declaration on Aid Effectiveness, this mechanism provides an additional support to countries to ensure children have access to essential supplies.

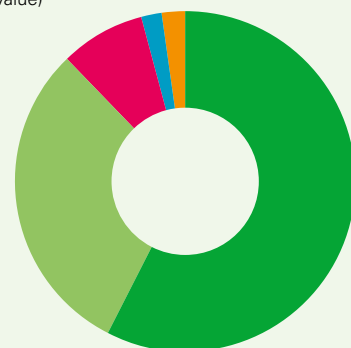

Simultaneously, UNICEF is working with a number of governments and partners to increase local capacity in supply chain systems. In 2009, the value of PS support surpassed one billion dollars, notably due in part to financing from global partnerships including the Global Alliance for Vaccines and Immunization (GAVI), the Global Fund to Fight AIDS, Tuberculosis and Malaria (GFATM), UNITAID and the World Bank.



Rolling back malaria

In line with the United Nations goal for universal coverage of essential malaria control measures - particularly bed nets - in Africa by the end of 2010, UNICEF's procurement of LLINs increased by 126 per cent in 2009. 43 million nets were procured for 49 countries.

Where UNICEF procured supplies are used (by value)



Reaching 1.8 million households in the Democratic Republic of Congo

Over three billion people live with the threat of malaria - a disease that claims the lives of an estimated one million people annually – mostly children under five. Having malaria can keep children away from school and parents away from work for months. Long-lasting insecticide treated nets (LLINs) have proven a simple and effective barrier against the mosquitoes carrying the deadly disease.

In December 2009, a large campaign in terms of scale, logistics and collaboration commenced in the Democratic Republic of Congo (DRC).

The campaign delivered 5.5 million LLINs to 1.8 million households in 83 health zones in the provinces of Orientale and Maniema. This represented more than 600,000 square kilometres of terrain to cover and required a complex logistics operation. The sheer bulk of the bednets, and the transport and logistics infrastructure in parts of DRC, required a smart in-country distribution strategy designed with the Government and partners.

In August 2009, 3,200 tonnes (70,000 bales) of LLINs began arriving in DRC from suppliers in Viet Nam, Thailand, China and Tanzania, both by sea (from the Asian countries) and by truck (from Tanzania). The next step

was ensuring that the LLINs were pre-positioned in the different health posts in time for the campaign. This mammoth task required 20 barges, 400 trucks, 15 aircraft, 36 train wagons, 250 bicycles that carried 100 nets at a time, and 200 warehouses. In parallel, coordinated social mobilisation efforts with the Government, development partners, health workers and volunteers built awareness of the campaign and how the nets protect against malaria.

The combined efforts of UNITAID, which provided funding for net procurement, UNICEF, Government, development partners and the countless health workers and volunteers, overcame what at times seemed like insurmountable obstacles - to improve the lives of millions.



Distribution of bednets at the Kibati Camp in the Democratic Republic of Congo.

Enabling the use of government and local supply systems

UNICEF is committed to helping governments meet the immediate needs of children through the provision of vital supplies. We are dedicated to working with governments to strengthen their capacity and support local supply systems so that they can effectively deliver these supplies and services as well.

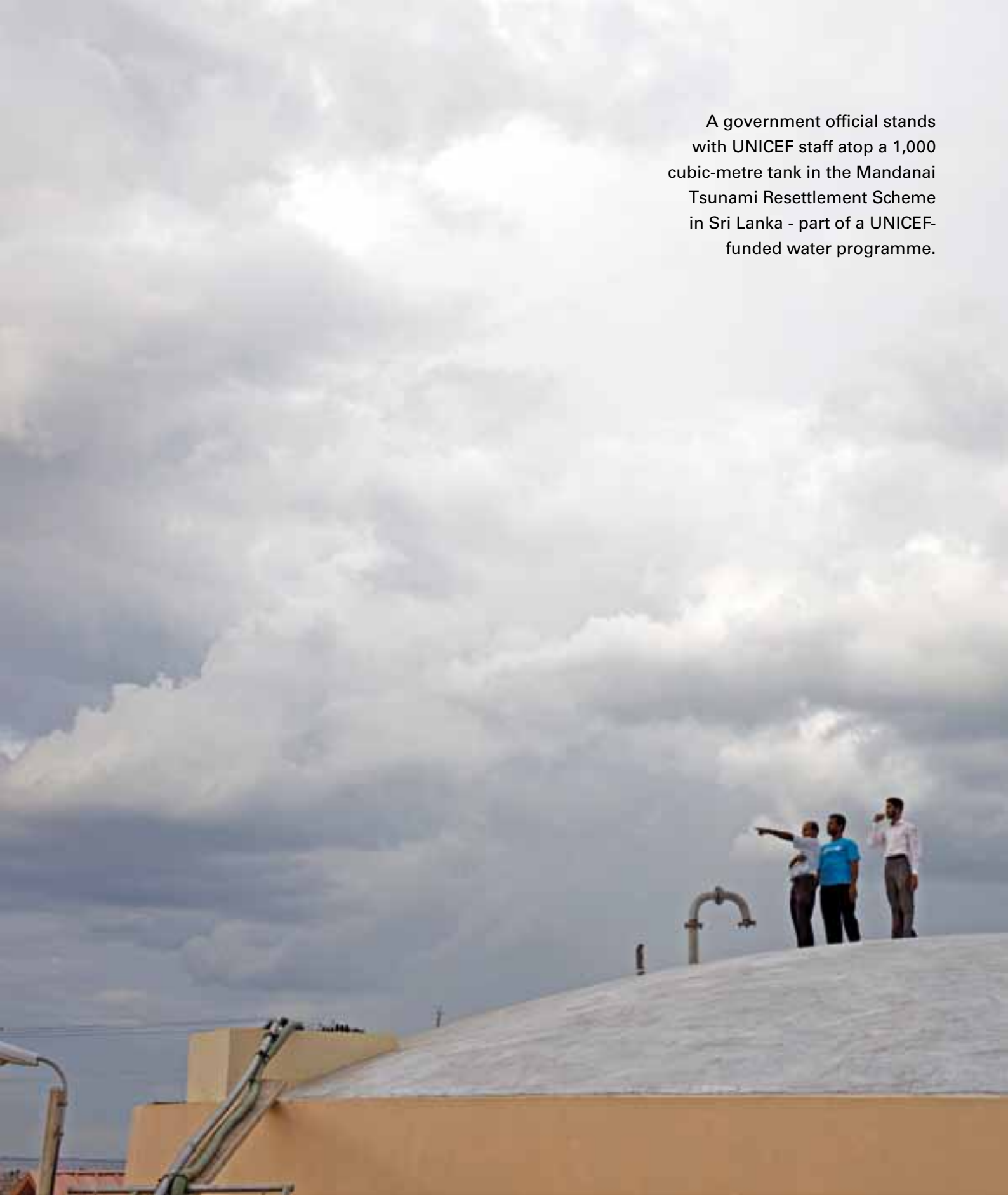
UNICEF is involved in ensuring supplies reach communities. Depending on the situation, we approach supply systems differently. In fragile or emergency situations, UNICEF tends to have a service-delivery approach - a quick and uninterrupted supply from the manufacturer to the end user. This was the case in Zimbabwe in 2009 when 6,700 health kits containing medical supplies and essential medicines were distributed to the health post level. UNICEF worked with the Government to establish an effective distribution system, build local capacity and ensure the efficient utilisation of resources.

In other environments, UNICEF's service-delivery approach includes knowledge

transfer to local counterparts. Finally, UNICEF supports the establishment and use of strong government procurement and supply management (PSM) systems. Overall, PSM systems are quite strong in Asia, and PSM efforts are gaining momentum in Africa. For example, in Ethiopia the Government has established the Pharmaceutical Fund and Supply Agency (PFSA) under the Ministry of Health which is taking over the procurement and delivery of essential health commodities previously supported by partners.

Another positive example is the comprehensive PSM strengthening work in Sierra Leone. There, service delivery support in connection with a Government Free Health Care Initiative, is being combined with the Government led reform of the existing procurement and distribution system. This project is supported by a broad partner coalition in country.

A government official stands with UNICEF staff atop a 1,000 cubic-metre tank in the Mandanai Tsunami Resettlement Scheme in Sri Lanka - part of a UNICEF-funded water programme.



Building local capacity around water, sanitation and hygiene supplies

Sources of safe drinking water, sanitation and hygiene related products are essential to keep disease at bay and children and their families healthy. Water, sanitation and hygiene (WASH) supplies require local components and support to construct, install and maintain.

As such, these supplies are closely linked with local services and support systems. Buying products on the global market without any consideration to the local support systems available is not optimal.

To build sustainability and empower communities, UNICEF is working to build local capacity and markets.

The local procurement of WASH supplies, and the proper functioning and utilisation of local systems and structures is the overall objective.

The new WASH Technology Information Packages helps people decide which WASH products are most appropriate in their local setting. It contains information, technical specifications and steps to follow in order to complete an accurate needs assessment to ensure the right supplies are procured.

With the support of UNICEF, countries are empowered and encouraged to adopt local procurement options.

Globally, an estimated 1.2 billion people don't have access to improved water sources and 2.5 billion people don't have access to improved sanitation. The goal: Halve these figures by 2015.

(Millennium Development Goals: 7)

A woman from the Central African Republic draws water from a hand pump installed in the village of Boulembe.



Providing timely and quality emergency responses

Providing rapid supply responses to emergencies with essential life saving supplies is core to our mandate. Pivotal to our ability to respond to emergencies during the first 24-72 hours is the pre-positioning of emergency supplies including with other UN agencies and NGOs through the humanitarian cluster approach.

In 2009, Supply supported 69 countries and territories with emergency supplies valued at \$88 million. This included responding to the large movement of internally displaced population in Yemen due to ongoing conflict, a cholera outbreak in Zimbabwe which re-

sulted in an estimated 4,000 deaths, conflict in the Occupied Palestinian Territory which caused loss of life and extensive damage of infrastructure, and ongoing support in DRC and Somalia due to civil conflict. The year was also defined by a number of emergencies in Asia and the Pacific.

Emergency preparedness strategy finalised

An updated Emergency Response Strategy to support the Core Commitments for Children in emergencies (CCCs) was finalised in 2009 to help facilitate the timely and cost-effective supply response to humanitarian emergencies. The strategy is based on a rapid response preparedness level for 250,000 people. This is split into three phases - the first 72 hours, two weeks and two months. This preparedness level is on top of the emergency stockpiling that occurs in-country. Tools have been developed to facilitate the identification of required supplies and provide an on-line inventory of the stock levels held in different UNICEF warehouses and hubs in Copenhagen, Panama, Dubai and Shanghai. New emergency related kits were also developed or updated as part of the CCCs upgrade, including a new Early Childhood Development Kit.

Succession of natural disasters hit Asia and the Pacific

In the early hours of 26 September, Typhoon Ketsana struck the Philippines leaving death and destruction in her wake. Three days later, a tsunami hit Samoa and Tonga, and meanwhile Ketsana hit Cambodia, Viet Nam and the Lao People's Democratic Republic. Between late September and early October, floods swept much of central India, and on 30 September a 7.6 magnitude earthquake rocked Indonesia. Then Cyclone Parma struck the Philippines on 4 October.

Seven UNICEF Country Offices responded simultaneously to ensure essential supplies reached children and families. The first waves of response centered on water and sanitation supplies to prevent water-borne diseases and pneumonia. UNICEF COs immediately started to draw down on in-country pre-positioned stocks and began procuring from a range of local suppliers to get much-needed supplies to the affected areas as quickly as possible. Supply Division's global emergency response stockpile, enough for an emergency of 250,000 people, was drawn upon as shipments began to empty local warehouses.

With massive damage to infrastructure, logistics was a key need at all disaster sites. Supply also deployed emergency logisticians to work together with local staff and our partners.



A boy carries supplies through waist-high floodwater in Pasig City, Philippines following Typhoon Ketsana.

Market shaping for children

Ensuring the right market conditions around strategic essential products for children is an important process, balancing affordability, a diverse supplier base, a competitive market landscape, quality products and the right formulations. It requires an understanding of market forces, accurate forecasting and analysis, transparency, engagement with industry and a drive for the best possible outcome for children.

UNICEF's 2009 market shaping activities focused on several essential items including:

- The supplier base around ready-to-use therapeutic food (RUTF) saw major expansion from 1 to 11 manufacturers since 2000, with prices falling by 11 per cent during 2009. This makes it easier for countries to access life-saving nutrition products. Meanwhile, a larger supplier base requires monitoring of Aflatoxin for which can effect raw materials.
- Collaboration with WHO, partners and pharmaceutical manufacturers to make 'Better Medicines for Children', resulting in new antimalarial and HIV medicines in appropriate child formulations.
- Contracts were awarded to 4 manufacturers of pentavalent vaccine, which protects against diphtheria, tetanus, pertussis (DTP), hepatitis B and haemophilus influenzae type B (Hib) for the 2010-2012 period to supply 57 countries. By 2012 the aver-

age weighted price per dose is expected to have dropped 19 per cent since the vaccine's introduction in 2001. Given the fact that demand has reached 150 million doses, further efforts are needed to bring prices down to a satisfactory level.

- Development of the global market for zinc, related to the effective control of diarrhoea, continued with the improvement of product specification for taste,



and expansion of the internationally qualified supplier base by an additional 10 potential manufacturers.

- Over the last 2 years WHO and UNICEF have joined their efforts in promoting the development of paediatric pharmaceutical formulations for children of various ages, including dispersible tablets, which disintegrate in water or a small amount of breast milk. Dispersible tablets provide

greater stability of active ingredients, are lower in cost to produce and transport, and are appropriate for younger children.

- Steps toward development of a healthy market around pneumococcal vaccine. Following 18 months of work with partners to establish an Advance Market Commitment (AMC) initiative the first tender under this innovative financing structure was launched.



Minimising the risk of syringe reuse

Price, quality, a healthy market and ensuring injection safety for children have driven a decade of market shaping efforts around auto-disable (AD) syringes. These efforts culminated in 2009 with a more healthy supplier base and prices falling below five cents per unit for the first time.

In 1999, with the goal of preventing the transfer of blood-borne diseases such as HIV/AIDS and hepatitis B and C, the World Health Organization (WHO), UNICEF and the United Nations Population Fund (UNFPA) developed a policy on injection safety. The policy was designed to sensitise the market to a shift toward safer injection devices with the goal of phasing out the use of non-AD syringes and syringe sterilisation by 2003. At the time, there was almost a monopoly situation in the AD syringe market, with prices several times higher than regular disposable syringes.

Simultaneously, greater awareness around the need for injection safety led to increasing demand for the devices, supported by Global Alliance for Vaccines and Immunization (GAVI) who became a funding vehicle for governments to buy AD syringes.

The need for a healthy market was paramount - to ensure a sustainable supply over the long term which could meet the increasing global demand and drive prices down.

UNICEF communicated its goal to achieve a more balanced market to several stakehold-

ers, encouraging current smaller suppliers to increase their production capacity to obtain economy of scale, while at the same time not guaranteeing that UNICEF would buy their products.

In 2005, a recognised industry standard for AD syringes was introduced. In the 2005, 2007 and 2009 tender processes UNICEF signalled to industry its preference for devices with early activation (disabling mechanism activated before full dose is administered). This preference was considered part of the evaluation of the 2009 tender. The tender outcome resulted in the price dipping below five cents per syringe.

From a healthy market perspective the tender resulted in one new supplier entering the market and three new products added. It means more children can be safely vaccinated than before due to the price reduction, and from a sustainability perspective, three of the long term arrangement products are smaller therefore reducing waste.



Establishing the right price for vaccines

Vaccines are critical to saving children's lives. In 2009, UNICEF procured almost three billion doses of vaccines for 82 low and lower-middle income countries - more than half of the world's vaccines produced every year. Procuring vaccines for the world's most vulnerable children includes obtaining sufficient quantities from a diverse supplier base, and calls for constant evaluation of whether we and our partners are obtaining vaccines at the right price.

Ten years ago, a vaccine availability crisis was triggered when several established manufacturers left mature and unprofitable vaccine markets such as diphtheria, tetanus, pertussis (DTP) and measles, caused a supply drop of basic vaccines necessary for low-income countries. In the face of the crisis, UNICEF established a number of interventions to ensure the uninterrupted and sustainable supply of vaccines. Pivotal to these was the recognition of the industry's need for security through accurate demand forecasting, and reasonable profitability. More than a decade of concerted effort to bring about a healthy vaccine market has resulted in the global availability of these supplies at sustainable and affordable prices. At the same time, funding from the Global Alliance for Vaccines and Immunisation (GAVI) allowed for the upgrade of some of the vaccines used in the immunization programmes in the low-income countries. Particularly the

gradual development and introduction of the pentavalent, a 5 in 1 combination vaccine which protects against DTP, hepatitis B and haemophilus influenzae type B (Hib). UNICEF and partners have gained substantial experiences managing the pentavalent market from sole source introduction to a more mature market. However prices are still unsatisfactory, particularly as global demand has sharply increased. The vaccine market has become increasingly complex as new products and vaccine presentations become available. There is also much competition in terms of production allocation between markets.

GAVI, the World Health Organization, the World Bank and UNICEF, have among others been working alongside governments and donors to apply innovative models to new vaccine introduction. Best efforts are being made to ensure vaccine availability at affordable prices in an ever changing market.



Innovative financing

The Advance Market Commitment (AMC), launched in June 2009, is a unique financing structure and collaborative approach, which focuses on the development of products which meet the needs of resource-poor countries. Pneumococcal vaccines were chosen for the first AMC, as each year pneumococcal diseases, such as pneumonia, are the leading vaccine-preventable cause of death among children under five.

The governments of Italy, the United Kingdom, Canada, Russia and Norway, and the Bill & Melinda Gates Foundation committed US\$1.5 billion to launch the programme which also needs GAVI and country contributions to at least match.

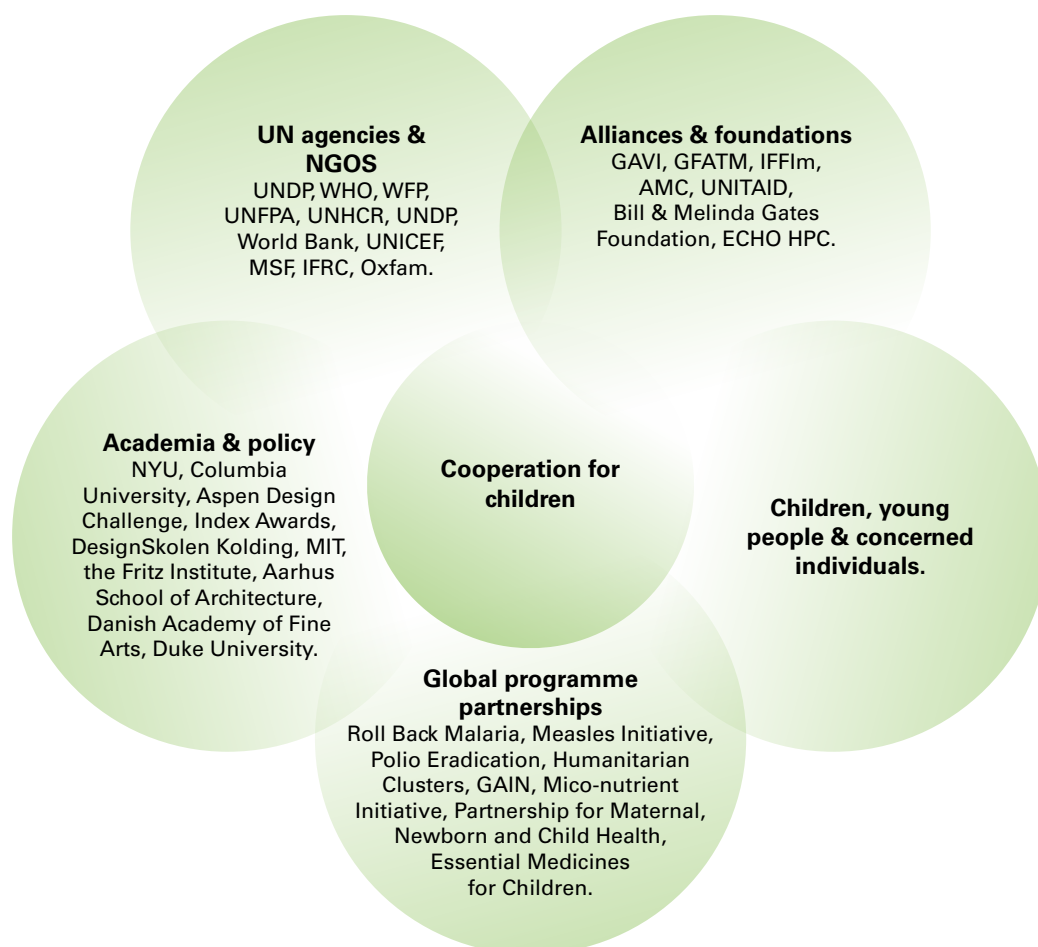
The AMC uses funds committed to pay for yet-to-be-developed vaccines, provided that countries demand the vaccines. It provides manufacturers with more certain market conditions, and the incentive to make the considerable investment needed to develop new vaccines in the quantities required by developing countries. Long-term commitments have been made with two manufacturers, each agreeing to supply 30 million doses for a 10 year period. These vaccines will be made available at US\$3.50 per dose.

Enhancing partnerships and collaboration

UNICEF's mandate is not one it can fulfil alone. Through partnership and collaboration we can better address the needs of children. In 2009, Supply again had the opportunity to engage with a range of organizations including UN agencies, humanitarian partners, governments, industry, academia and the private sector.

As well as our continued work with our valued partners such as GAVI, WHO and

the World Bank, several new partnerships were forged to help take us in new directions. These included innovative financing approaches and agreements, new funding techniques, collaboration with academia on improving supply chain knowledge, and engaging with the design, engineering and architecture community on a range of innovation projects to improve children's lives.





Influencing the corporate social responsibility of our suppliers

In 2009, the supply and procurement section of the Bangladesh Country Office convened a workshop of 250 supply-related stakeholders to discuss issues of mutual concern, engage them in UNICEF programmes, advocate against child labour practices and encourage good corporate social responsibility.

Participants included suppliers, contractors, programme colleagues, government counterparts and NGOs. As a result of the workshop, 98 suppliers signed up with UNICEF to develop a child labour code and also participate in the Child Livelihood Apprenticeship Scheme.

The need to innovate

Innovation for children is needed to address problems children and their families face in resource-poor settings. UNICEF is focusing on solving problems that are key to improving life expectancy, growth, development and protection.

Innovation is a process underpinned by several core principles of action aimed at strengthening the culture and practice of innovation within UNICEF, and building networks and cooperation with others to foster new products, services and approaches.

Our aim is to use open-source and user-driven innovation models to meet needs not currently addressed in resource-limited settings. We recognise this is something we cannot do alone. Engagement and collaboration with partners and industry provides unique opportunities to co-create and utilise expertise in developing solutions for children and their families.

In 2009, several innovation challenges were identified, possible ways forward discussed, new partnerships formed and existing ones expanded, and solutions began to take shape. Simultaneously, our organizational culture is undergoing a shift as colleagues and counterparts are increasingly encouraged to engage, share and present new ideas and solutions.



Innovation is about improving life in a world that can always do better.”



What is innovation?

The creation, development and implementation of new products, processes or services driven by the goal of maximising results for children through greater effectiveness and efficiency.

When to innovate?

There is no shortage of problems and challenges to tackle when it comes to innovation for children, but where to start? Some problems may have a relatively simple solution, while others may be multi-faceted and involve a range of stakeholders. Other still may be outside of UNICEF's scope to address. Our goal is to prioritise problems around key programmatic objectives such as child survival and development, maternal mortality, humanitarian response and the Millennium Development Goals. Where UNICEF plays a less direct role, we use our relationships with others to put issues on the agenda and commit to collaborating wherever possible to bring about viable solutions.

The Innovation Incubator – going from seed to scale



A seed of an idea – acknowledging

There are different ways attention is drawn to a need or problem. In some cases a staff member or a humanitarian partner highlights an issue, perhaps a government or even the end-users themselves raise our awareness around a problem area or gap.



The core of the issue – greater definition

What is the nature and scale of the problem? How can we potentially solve it? Does it require innovation or is there another solution already available? Greater definition of a problem or issue is achieved with inputs from Country Offices, that best know the needs of end-users, technical experts and specialists from both programme and supply, depending on the nature of the problem or problem area.



The skin – where design and need converge

With a problem defined, UNICEF uses relationships to bring together those in the best position to address the challenge, including design students, engineers, technical experts, academia, humanitarian partners. They begin to 'flesh out' the solution.



The prototype

This is where a solution becomes tangible. Design is matched with functionality and technical requirements. The needs of the end-users are always kept at the forefront of the process.

The taste test - field testing

Those who can best refine a solution are those who will ultimately use it. Whether staff in the field, a health worker, parent, teacher or child, they provide invaluable input and feedback which helps ensure supplies are fit-for-purpose.

Going to scale

Once a solution has been tried and tested, the goal is that it can be replicated, adapted and introduced in a wide range of country settings. Mass production of a solution needs to be affordable and logistically sustainable, and where possible should utilise local supply systems.

Innovation in action



...to fetch a pail of water

In many countries, it is children, usually girls, and women who are responsible for fetching water, often over long distances. UNICEF's is working on several water-related projects including innovations around a light, easily transportable, user-friendly jerry can to reduce the burden of carrying water, and household water treatment designs for the prevention of contamination.

Sustainable disposal

Simple, relatively inexpensive and effective, the Q-tag temperature device accompanies every vaccine shipment to ensure that vaccines are maintained at the right temperature. They last 10 days – which presents the challenge of their safe disposal. With the Technical University of Denmark, UNICEF and WHO are working on a pilot project to find ways to reduce the environmental impact of these devices. The pilot will enable us to tackle similar lifecycle challenges posed by other products, such as the disposal of AD syringes.



Environmentally friendly raw materials



Paper for notebooks and wood for pencils used in UNICEF's education activities now have to be certified as having originated from a well-managed, traceable source, whilst plastic sports balls will be made of biodegradable materials and will no longer contain PVC or other potentially harmful substances. The reuse of packaging for construction of low cost furniture and other commodities is also being explored.



Light weight emergency shelter

The issue of light-weight durable shelter options as an alternative to a traditional school tent, which are very bulky and heavy to transport, is a continuing focus. Various projects are underway partnering with academia and suppliers to develop viable solutions.

Design for UNICEF at NYU

“How can innovation in communication technology improve the lives of children and communities?” This was the question posed to New York University design students taking part in the Design for UNICEF course offered in 2009 for the first time. Students looked at a range of issues including a low cost system for measuring water quality, using mobile phones for family tracking and reunification, and how human error could be reduced by the use of RapidSMS technology.



The adolescent girl

The Early Childhood Development Kit and the impact that the stigma of not having feminine hygiene protection has on a girl's education were two issues presented to the Aspen Design Summit in November 2009. In 2010, design and business students will be presented with these and other education challenges.

Future challenges and solutions

Looking ahead, innovation projects will focus on challenges and solutions related to the above, as well as:

- Tracking and tracing supplies utilising real time data:
- Maternal and newborn health.

For more information about UNICEF's innovation initiatives visit:

http://www.unicef.org/supply/index_50322.html





“

Dig within.
Within is the wellspring
of good; and it is always
ready to bubble up,
if you just dig.”


SMS technology overcoming time and distance

Paper used to be the only option available for health workers located in an isolated clinic or emergency situation to report supply stock-outs and other vital data. At best, this information took weeks to reach central health posts or warehouses, and at worst, the information was lost forever. In an effort to improve access to this important information, a system was developed which utilises mobile phone technology to provide an immediate communication link in remote settings.

RapidSMS technology, an innovative, open source communications framework for data collection, logistics coordination and communication, allows even the most basic mobile phones to interact with the web via SMS text message. The framework was created by programmers in the field working directly on project implementations. It leverages already existing infrastructure to increase the potential for replication and scalability. It is highly flexible, and is designed to be adapted and applied in diverse settings to meet the specific needs and constraints of governments and humanitarian partners.

In 2009, UNICEF began a RapidSMS pilot in Malawi. The Country Office deployed RapidSMS to address serious constraints within the national Integrated Nutrition and Food Security Surveillance (INFSS) System. UNICEF partnered with the Government and six graduate students from Columbia University to develop a platform that could transmit data from three growth-monitoring clinics to a central database about the condition and needs of individual children. The system also increased local ownership of the larger surveillance programme and has significantly reduced the operational costs for the data collection. The system is now being scaled up for eventual application across the country.

In 2009, six other countries started moving ahead with their own versions of RapidSMS, including Rwanda where it is being used to track the care of pregnant women, in Nigeria to monitor the distribution of LLINs to curb malaria, and a project in Somalia to follow child survival activities.



Mother-baby-pack helping prevent HIV transmission

Pregnant women who are HIV positive continue to pass on the virus to their children due to limited availability and low uptake of the medicines required to prevent the transmission of the virus. The disease progresses very quickly in infants, with around 50 per cent dying before the age of two.

Transmission of HIV/AIDS from mother to child can be prevented. Effective medicines exist and are in use in countries, but the real challenge is how to ensure availability to women, including when they do not have regular access to health clinics, and encourage them to follow the regimen that changes over the course of pregnancy, labour, and after the baby is born. Working closely with UNAIDS, UNICEF's efforts for the prevention of mother-to-child transmission has been focused on getting a package of supplies to HIV infected mothers not eligible for Highly Active Antiretroviral Therapy. This has resulted in the development of the Mother-Baby Pack (MBP). The package of antiretro-

viral medicines for both mother and baby is the largest pack of take-home medicines available. It allows mothers to access and manage the medicines they require without the need for regular health clinic visits.

It uses innovative packaging, designed to respond to the social and cultural context of women who are often the hardest to reach. It is user-friendly, manageable and compact, and can be used both within and outside of clinical settings. The carefully researched pictograms and colours on the packaging, created by design experts, help women understand the complex schedule of different medicines and dosages they and their newborn require during pregnancy, birth, and the first month of life.

The MBP prototype packaging underwent field assessment in November 2009 in Malawi, Rwanda and Zambia. Country Offices, national PMTCT working groups, and local health workers provided valuable feedback and suggestions, resulting in further improvements. Phased implementation will commence in 2010 in four countries (Cameroon, Kenya, Lesotho and Zambia), with the goal of scaling-up introduction to help countries improve coverage rates of PMTCT medicines.

Other partners involved in the MBP's development include WHO, the Center for Disease Control, the Clinton Foundation, PATH, Elizabeth Glaser Pediatric AIDS Foundation, International Center for AIDS and Treatment Programs, Columbia University and USAID.



Innovative packaging,
designed to respond to the
social and cultural context
of women who are often
the hardest to reach.

Example content of the mother-baby-pack

Period	Mother/Baby	Medicine	Pharmaceuti- cal Form	Dosage (WHO Rapid Advice Nov 2009)	Quantity needed in NEW MBP	Quantity in MBP (Feb 2010)
During Pregnancy (start week 14 of pregnancy)	Mother	AZT 300mg	tablet	1 tab twice a day (every 12 h) Start week 14	27 weeks x 7 days x 2 tab= 378 tab	400 tab
		Co-trimoxazole 960mg	tablet	1 tab/ day Start week 14	27 weeks x 7 days x 1 tab= 189	200 tab
Labour & Delivery	Mother	Nevirapine (NVP) 200mg	tablet	Sd-NVP at on- set of labour	1 tab	Co-blister with 1 tab NVP 200mg + 4 FDC tab AZT/3TC
		Zidovudine (AZT) 300mg	tablet	AZT + 3TC dur- ing labour and delivery	4 FDC ¹ tablets AZT/3TC	
		Lamivudine (3TC) 150mg	tablet			
After delivery (max 6 weeks except for Cotrimoxazole for baby)	Mother	FDC Lamivu- dine 150mg + Zidovudine 300mg	tablet	1 tab twice a day during 7 days	7 days x 1 tab x 2 = 14 tab	14 FDC tab blister
		Co-trimoxazole 960mg	tablet	1 tab/ day up to first post natal visit at 6-8 weeks 42 tab	6 weeks x 7 days x 1 tab = 42 tab	50 tab
	Baby	Nevirapine (NVP) 10mg/ml	Oral suspen- sion	15 mg daily ² from birth to 6 weeks of age	1.5ml x7 days x 6 weeks= 63 ml ³	3 Bottles of 25ml + oral dispensers
		Co-trimoxazole 120mg	Dispersible tablet	1 tablet daily	6 weeks x 7 days x 1 = 42 tab	50 tab

¹ FDC = Fixed- Dose Combination

² Estimated infant birth weight > 2,500gram

³ Adapted from: Mirochnick M. et al 2006 (43). Mirochnick M, Capparelli E, Nielson K, Pilotto JH, Musoke P, Shteyn A, et al. Nevirapine Pharmacokinetics during the First Year of Life: A Population Analysis Across Studies. Presented at Paediatric Academic Society 2006, (Abstract 5523135)

Total global value of goods procured: \$1.75 billion Value of international freight: \$74.7 million Nearly 10,000 international shipments Procurement Services to 101 countries valued at \$1.032 million Emergency supplies worth \$88 million to 69 countries and territories 83% of procurement in collaboration with UN agencies 2.99 billion doses of vaccines for 82 countries \$18 million worth of cold chain equipment 43 million long-lasting insecticidal nets for 49 countries Pharmaceuticals valued at over \$175 million 260 million de-worming tablets 574.7 million of Vitamin A capsules shipped to 74 countries 345.7 million AD syringes Over 8.2 million malaria rapid diagnostic test kits procured Value of water and sanitation supplies: \$68 million Medical supplies and equipment valued at \$92 million Nutrition items procured valued at \$67 million 89 million zinc tablets 326,000 kits packed in UNICEF warehouses 11.8 million packs of antiretroviral formulations for 54 countries 10.4 million HIV rapid diagnostic test kits 38 million sachets of multiple micronutrient powder Local construction support to 37 countries valued at \$185 million

Annexes

Annex 1

UNICEF supplier countries and territories (local, regional and international procurement)

Total UNICEF procurement by country/territory and US\$ value, aggregating local, regional and international figures.

Annex 2

Local, regional and international procurement by country/territory and supplier (orders with a combined value of over US\$ 100,000)

UNICEF procurement by country/territory and supplier, giving separate US\$ values for local, regional and international procurement.

Annex 3

Where supplies are used

Destination countries for UNICEF-procured commodities, aggregating local, regional and international orders.

Annex 4

Number of companies invited to bid and responses received (international procurement)

Lists by country/territory the number of companies invited to tender for international procurement, as well as the number of responses received.

Local	Procured by Country Offices and subject to the principle of competitive bidding within the country.
Regional	Procured by Regional Offices and subject to the principle of competitive bidding within the region.
International	Procured by Supply Division, or by Country Offices through Direct Order arrangements and subject to the principle of international competitive bidding.

Annex 1

UNICEF supplier countries and territories (local, regional and international procurement)

Country/territory	Value (US\$)	Country/territory	Value (US\$)
Afghanistan	8,739,348	Ethiopia	16,791,350
Albania	350,782	Fiji	419,161
Algeria	338,852	Finland	3,788,876
Angola	2,602,571	France	133,872,894
Argentina	1,232,459	Gabon	94,776
Armenia	121,922	Gambia (the)	120,281
Australia	732,340	Georgia	441,503
Austria	684,095	Germany	32,747,194
Azerbaijan	153,101	Ghana	3,698,264
Bangladesh	9,916,818	Guatemala	610,839
Barbados	129,581	Guinea	1,393,476
Belarus	295,454	Guinea-Bissau	1,135,961
Belgium	245,458,913	Guyana	196,355
Belize	35,113	Haiti	1,367,300
Benin	1,658,737	Honduras	1,776,262
Bhutan	667,861	Hungary	742,731
Bolivia	1,910,880	India	365,440,953
Bosnia and Herzegovina	543,249	Indonesia	18,690,069
Botswana	250,797	Iran (Islamic Republic Of)	214,682
Brazil	4,969,771	Iraq	3,366,012
Bulgaria	315,106	Ireland	2,455,212
Burkina Faso	1,467,748	Israel	7,642,522
Burundi	2,264,818	Italy	37,093,397
Cambodia	1,805,895	Jamaica	615,044
Cameroon	537,189	Japan	58,197,338
Canada	5,409,689	Jordan	1,282,015
Central African Republic (the)	856,924	Kazakhstan	220,420
Chad	1,600,178	Kenya	26,571,757
Chile	615,068	Kyrgyzstan	408,910
China	35,029,405	Lao People's Democratic Republic (the)	4,729,708
Colombia	1,155,514	Lebanon	264,234
Comoros (the)	550,392	Lesotho	159,240
Congo (the)	200,506	Liberia	808,695
Costa Rica	90,669	Luxembourg	4,481,947
Cote d'Ivoire	2,894,591	Madagascar	4,089,209
Croatia	195,755	Malawi	3,385,268
Cuba	1,288,449	Malaysia	121,344
Cyprus	8,127,187	Maldives	103,526
Czech Republic (the)	222,847	Mali	2,744,819
Democratic People's Republic of Korea (the)	1,492,327	Mauritania	741,452
Democratic Republic of the Congo (the)	7,067,446	Mexico	1,540,720
Denmark	108,556,918	Moldova (Republic of)	1,838,493
Djibouti	742,822	Mongolia	781,631
Dominican Republic (the)	2,850,215	Montenegro	112,202
Ecuador	214,149	Morocco	582,403
Egypt	650,495	Mozambique	4,100,014
El Salvador	597,385	Myanmar	10,068,640
Equatorial Guinea	56,710	Namibia	800,829
Eritrea	433,778	Nepal	1,852,178

Annex 1

UNICEF supplier countries and territories (local, regional and international procurement)

Country/territory	Value (US\$)	Country/territory	Value (US\$)
Netherlands (the)	7,994,007	United Republic of Tanzania (the)	6,989,786
Nicaragua	858,576	United States (the)	30,662,342
Niger (the)	5,661,561	Uruguay	184,108
Nigeria	968,220	Uzbekistan	1,280,998
Norway	1,123,911	Vanuatu	19,632
Occupied Palestinian Territory	1,910,631	Venezuela	155,945
Oman	62,575	Viet Nam	741,107
Pakistan	14,465,150	Yemen	3,054,167
Panama	668,448	Zambia	2,161,930
Papua New Guinea	678,985	Zimbabwe	4,653,345
Paraguay	191,493		
Peru	605,811		
Philippines (the)	5,717,760		
Poland	85,164		
Republic of Korea (the)	11,302,528		
Romania	660,317		
Russian Federation (the)	3,571,875		
Rwanda	1,105,548		
Sao Tome and Principe	21,797		
Saudi Arabia	5,144		
Senegal	4,552,364		
Serbia (Republic of)	451,559		
Sierra Leone	2,241,863		
Singapore	96,460		
Slovenia	968,505		
Solomon Islands	7,794		
Somalia	1,230,251		
South Africa	27,571,070		
Spain	139,187		
Sri Lanka	8,570,242		
Sudan	9,212,697		
Suriname	148,243		
Swaziland	1,387,148		
Sweden	4,345,918		
Switzerland	361,331,308		
Syrian Arab Republic (the)	1,560,995		
Tajikistan	1,114,647		
Thailand	7,996,472		
The former Yugoslav Republic of Macedonia	74,822		
Timor-Leste	696,264		
Togo	358,512		
Trinidad and Tobago	21,181		
Tunisia	152,297		
Turkey	1,096,768		
Turkmenistan	151,066		
Uganda	5,028,473		
Ukraine	1,463,200		
United Arab Emirates (the)	9,947,788		
United Kingdom (the)	36,857,228		

Annex 2

Local, regional and international procurement by country/territory and supplier (orders with a combined value of over US\$ 100,000)

Supplier	Commodities	Local	Regional	International
Afghanistan				
Aria Stationary Ltd	Education Sup., IT & Office Sup., Printing	448,051		
Baheer Computer and Printing Co Ltd	IT & Office Sup., Printing	644,517		
Faryab Felez	Education Sup.	172,288		
Haji Karim Shah Karimi Co Ltd	Clothing & Footwear, IT & Office Sup., Medical Equip., Shelter/Field Equip., Water & Sanitation	109,711		
Hewadwal Group	IT & Office Sup., Shelter/Field Equip.	272,738		
Kabul Packages	Education Sup., Warehousing	365,120		
National Fuel Inc	Fuel & Lubricants, IT & Office Sup.	460,822		
Nayebkhil Stationary Ltd	Education Sup., IT & Office Sup.	1,087,024		
New Jabel Saraj Transport	Education Sup., Transport	452,370		
Paak Ltd	Education Sup., Shelter/Field Equip.	122,410		
Saleem Nanib Tawana Co Ltd (Sntc)	Education Sup., IT & Office Sup., Staff Sup.	1,421,803		
Sharikat Abdul Malik Ltd	Education Sup.	207,123		
UNO Education Press	Printing	252,632		
Wahidullah and Beratharan	IT & Office Sup.	156,606		
World Food Programme Dubai	Communication Equip., IT & Office Sup.	283,669		
Angola				
Concentra Comercio E Representacies Lda	Education Sup.	170,102		
EAL - Edicoes De Angola Lda	Education Sup., Health & Nutrition, Printing	424,866		
NCR - Angola	Education Sup., IT & Office Sup.	178,240		
Organizacies Sanysabel	Communication Equip., Education Sup., Medical Equip., Printing, Warehousing, Water & Sanitation	134,637		
Oscar Gil	Communication Equip.	169,181		
Ponto Um, Publicidade, Lda	Printing	719,292		
Publibrinde, Brindes Publicitarios Lda	Education Sup., IT & Office Sup., Printing	324,781		
Argentina				
Crucijuegos Srl	Education Sup.	114,021		
Jose Freiberg SACI	Communication Equip., Education Sup., IT & Office Sup.	547,625		
Australia				
Codan Ltd	Communication Equip.			564,382
Austria				
Sandoz GmbH	Pharmaceuticals			541,098
Bangladesh				
Bangladesh Progressive Enterprise Press	Printing	861,161		
BOC Bangladesh Ltd	Medical Equip.	119,609		
Evergreen Printing and Packaging	Printing	591,069		
Flora Ltd	Communication Equip., IT & Office Sup.	271,200		
Gazi Enterprise	Education Sup., Medical/Hygiene Kits, Printing, Shelter/Field Equip.	358,290		
Globe Stationery	Education Sup., Medical Equip.	239,255		
Goodwill Trade International	Education Sup., IT & Office Sup., Printing, Shelter/Field Equip., Transport, Warehousing	929,075		
Incepta Pharmaceuticals Ltd	Pharmaceuticals	1,062,467		
Intergraphic Ltd	Education Sup., Printing	315,241		
Karu Shaili	Education Sup.	108,455		
Lerica Trading Co (Bd) Pvt Ltd	Education Sup., IT & Office Sup., Medical/Hygiene Kits, Printing, Transport	189,583		

Annex 2

Local, regional and international procurement by country/territory and supplier (orders with a combined value of over US\$ 100,000)

Supplier	Commodities	Local	Regional	International
M/S Sagir & Brothers	Shelter/Field Equip.	473,507		
Orchid Printers	Printing	930,619		
Pacific Plasticrafts Company	Education Sup., IT & Office Sup., Printing	127,462		
Papyrus International	Education Sup., IT & Office Sup., Printing, Water & Sanitation	124,437		
Pavel Polythine Industries	Shelter/Field Equip.	200,683		
Rangs Electronics Ltd	Communication Equip., IT & Office Sup.	167,504		
SS Scientific Corporation	Medical Equip., Shelter/Field Equip., Water & Sanitation	358,773		
Square Pharmaceuticals Ltd	Pharmaceuticals	215,622		341,542
Thakral Information Systems Pvt Ltd	IT & Office Sup.	176,473		
Western Engineering Co	Education Sup., IT & Office Sup., Medical Renewable, Medical/Hygiene Kits, Transport, Water & Sanitation	149,164		
Belgium				
Becton Dickinson International	Laboratory Sup., Medical Renewable			15,276,342
Dafra Pharma SA	Pharmaceuticals			206,359
GlaxoSmithKline Biologicals	Vaccines & Biologicals			226,471,130
Innogenetics NV	Diagnostic Test Kits			171,724
Michiels Fabrieken NV	Nutrition			828,790
Médecins Sans Frontières Supply	Nutrition, Pharmaceuticals			495,188
Purna Pharmaceuticals NV	Pharmaceuticals			1,170,383
Terumo Europe NV	Medical Renewable			572,814
Benin				
Cobemag	Agriculture	133,406		
Dankeza	Medical Equip.	223,237		
Socaaf Sarl	Education Sup., IT & Office Sup.	190,057		
STE Nams - Sarl	Agriculture	106,383		
Bhutan				
Karma Steel Furniture	Education Sup., IT & Office Sup.	117,529		
Bolivia				
Artes Graficas Sagitario SRL	Education Sup., Printing	210,375		
Nosiglia Sport Ltda	Transport	102,829		
SPC Impresores	Education Sup., Printing	316,164		
Brazil				
Bio-Manguinhos	Vaccines & Biologicals			4,070,318
CTIS Tecnologia SA	IT & Office Sup., Printing	167,149		
Burkina Faso				
FGZ Trading	Identification & Signage, IT & Office Sup., Printing	100,499		
Burundi				
GTS General Trading Services	Education Sup., IT & Office Sup., Transport	417,013		
Interpetrol	Fuel & Lubricants	138,266		
Regie Des Productions Pedagogiques	Education Sup., IT & Office Sup.	108,649		
Tramwex	Fuel & Lubricants, Transport	128,445		
Utema Travhydro Burundi	Water & Sanitation	200,989		
Cambodia				
Ariyathoar Printing Shop	IT & Office Sup., Printing	227,741		
Banna Kea Cheat	Education Sup., Medical/Hygiene Kits, Printing, Shelter/Field Equip.	197,624		
Song Heng	Education Sup.	131,100		

Annex 2

Local, regional and international procurement by country/territory and supplier (orders with a combined value of over US\$ 100,000)

Supplier	Commodities	Local	Regional	International
Thakral Brothers Pte Ltd	Communication Equip., IT & Office Sup., Medical Equip.	199,590		
Canada				
Banner Pharmacaps (Canada) Ltd	Pharmaceuticals			483,750
Intervax	Vaccines & Biologicals			4,353,950
Open Text Corporation	IT & Office Sup.			150,002
Pharmascience Inc	Pharmaceuticals			313,372
Central African Republic (the)				
Total Centrafrique	Fuel & Lubricants	365,491		
Chad				
EGCA	Bednets & Household Tech., Education Sup., Water & Sanitation	136,562		
Hamama Commercial	Education Sup., IT & Office Sup., Shelter/Field Equip., Transport, Water & Sanitation	123,840		
Metal Bois	Education Sup.	216,018		
Tradco Tchad Distribution	Nutrition, Water & Sanitation	225,986		
Chile				
Ajay - Sqm Chile SA	Nutrition			214,240
China				
Atbaby Window International Trade Co Ltd	Education Sup., Shelter/Field Equip.	935,211		
Beijing Cheng Xin International Trade	Communication Equip., Education Sup., Identification & Signage, IT & Office Sup., Medical/Hygiene Kits, Nutrition, Printing	103,946	552,304	
Beijing Fu Ming Hao Tian Int.Trade Co Ltd	Clothing & Footwear, Communication Equip., Education Sup., IT & Office Sup., Medical Equip., Printing, Shelter/Field Equip., Warehousing	343,565		
Beijing Fuminghaotian	Shelter/Field Equip.			104,763
Beijing Global Links Medical Tech. Ltd	Medical Equip.	106,851		
Beijing Huatong Lifeng Science & Tech.Ltd	Communication Equip., IT & Office Sup.	404,956		
Beijing Jewels Furniture Co Ltd	Education Sup., IT & Office Sup.	107,069		
Beijing Jialihengye Int. Trading Co Ltd	Cold Chain Equip., Medical Equip.	260,466		
Beijing Sanjiangjinke Auto Sales Co	Transport	342,588		
Beijing Shengchang Int Econ Tech Corp	Education Sup., Nutrition, Water & Sanitation		609,755	
Beijing Xintongjiu Science & Trade Co	Communication Equip., IT & Office Sup.	231,970		
China Edu. Instrument & Equipment Corp	Education Sup.		283,780	
China Educational Instrument	Education Sup.			145,264
China Hewlett-Packard Co Ltd	IT & Office Sup.	707,952		
China-Han Technical Development Corp	Education Sup.			639,114
Dandong Sevsuns Trading Co Ltd	Medical Equip., Staff Sup., Transport, Water & Sanitation		139,671	
Department of Water Resource, Gansu	Water & Sanitation	837,301		
Department of Water Resource, Shaanxi	Water & Sanitation	916,188		
Department of Water Resource, Sichuan	Water & Sanitation	451,564		
Department of Water Resource, Guangxi	Water & Sanitation	177,391		
Guilin Pharmaceutical Co Ltd	Pharmaceuticals			3,519,408
Haier Medical and Laboratory Prod. Co Ltd	Laboratory Sup., Medical Renewable	636,569		
Hangzhou Cereal	Education Sup.		2,409,904	2,220,009
Henan Xinfei Spec. Purpose Vehicle Co Ltd	Transport	164,317		
ITI Company (Shanghai) Ltd	Clothing & Footwear, Education Sup., Identification & Signage, Medical Equip., Medical Renewable, Printing, Water & Sanitation	347,310	372,203	3,186,634

Annex 2

Local, regional and international procurement by country/territory and supplier (orders with a combined value of over US\$ 100,000)

Supplier	Commodities	Local	Regional	International
Maxleaf Stationery Ltd	Education Sup.			1,878,186
Maxshow Printing Co Ltd Beijing	Education Sup., Printing	132,034		
Ningbo Binbin Stationery Co Ltd	Education Sup., Identification & Signage, IT & Office Sup.	192,315	2,149,079	576,953
Northern International Holding Co	Communication Equip., Education Sup., Medical/Hygiene Kits			135,000
Project Office, Phcco, Gansu	Water & Sanitation	621,285		
Project Office, Phcco, Shaanxi	Water & Sanitation	136,695		
Qingdao Gyoha Entech Co Ltd	Shelter/Field Equip.			498,096
Shanghai Pentagonal Mart Co Ltd	Warehousing			198,712
Tianjin Wantex Import & Export Co	Education Sup.	166,326		343,348
Top Sources Trading Ltd	Clothing & Footwear, Education Sup., IT & Office Sup.			1,028,124
Xihe Education Commission, Gansu	Shelter/Field Equip.	158,369		
Xinjiang Int. Economic Cooperation Co	Education Sup., Medical/Hygiene Kits, Shelter/Field Equip., Water & Sanitation	298,224		945,540
Zhe Jiang Daji Medical Instrument Co Ltd	Medical Equip., Nutrition	165,926		
Zhengzhou Nissan Automobile Co Ltd	Transport	1,086,563		
Colombia				
Coldidacticas Ltda	Education Sup.	274,793		
Comoros (the)				
Graphica Imprimerie	Printing	111,074		
Cote d'Ivoire				
ETS Alpha	Education Sup., IT & Office Sup.	287,346		
Geci Sarl	Education Sup., IT & Office Sup., Medical Equip., Printing	100,605		
Les Classiques Ivoiriens	Education Sup., Printing	101,561		
Librairie De France Groupe	Education Sup., Identification & Signage, IT & Office Sup., Printing	100,781		
LP Ivoire Polyester	Education Sup., Water & Sanitation	127,198		
Menuiserie Brou Sarl	Education Sup.	207,412		
Seritex SN	Bednets & Household Tech., Clothing & Footwear, Education Sup., Identification & Signage	355,325		
Shell Cote d'Ivoire	Fuel & Lubricants	157,911		
Total Cote d'Ivoire	Fuel & Lubricants	178,729		
Cuba				
Aludem	Water & Sanitation	221,158		
Duralmet	Water & Sanitation	189,861		
Girasol Overseas SA	Education Sup., Transport, Water & Sanitation	147,864		
Grupo Kapan Internacional SA	IT & Office Sup.	104,565		
Cyprus				
Remedica Ltd	Pharmaceuticals			8,127,187
Czech Republic (the)				
Papirny Brno AS	Education Sup., Medical Renewable			120,160
Democratic People's Republic of Korea (the)				
General Bureau For Dip. Missions	Fuel & Lubricants, Transport	114,560		
Korea Apro Co	Education Sup., Fuel & Lubricants, Water & Sanitation	680,752		
Korea Jinung Trading Company	Warehousing, Water & Sanitation	129,694		
Korea Soriggoch Trading Company	Education Sup., Printing	356,360		

Annex 2

Local, regional and international procurement by country/territory and supplier (orders with a combined value of over US\$ 100,000)

Supplier	Commodities	Local	Regional	International
Democratic Republic of the Congo (the)				
AGB Sprl	Printing	154,980		
ETS Ndamwenge	Clothing & Footwear, Shelter/Field Equip.	425,344		
Imprimerie Pelamo	Printing	220,522		
Instaprint	IT & Office Sup., Printing	373,615		
Kinpress (Imprimerie Typo-Ofset)	Education Sup., Printing	369,006		
La Colombiere	Clothing & Footwear	538,650		
Maison La Reference	Clothing & Footwear, Medical/Hygiene Kits, Water & Sanitation	1,566,166		
Prodimpex	Transport	315,666		
Rima Sprl	Clothing & Footwear, Education Sup., Medical/Hygiene Kits, Staff Sup.	152,222		
Denmark				
A/S Vestfrost	Cold Chain Equip.			3,273,522
Ahlsell ApS	Water & Sanitation			379,087
Ambu A/S	Medical Equip.			1,315,410
Atea A/S	Communication Equip., IT & Office Sup.			17,610,054
Atlas Copco Kompressorteknik A/S	Water & Sanitation			158,501
Atlet Danmark A/S	Warehousing			283,089
Boxon A/S	Education Sup.			581,094
Canon Danmark A/S	IT & Office Sup., Warehousing			590,261
Danimex Communication A/S	Communication Equip.			566,686
DHL Global Forwarding	Freight Forwarding			16,663,627
DSM Nutritional Products A/S	Nutrition			106,601
Garmin Danmark A/S	Communication Equip., Water & Sanitation			137,564
Grundfos DK A/S	Water & Sanitation			318,061
Kjaer Group A/S	Transport			813,496
Kronlein Import & Export Agencies	Clothing & Footwear, Education Sup., Identification & Signage, Medical Renewable, Nutrition			431,220
Kuehne & Nagel	Freight Forwarding			38,611,257
Missionpharma A/S	Pharmaceuticals			865,580
Monarflex A/S	Shelter/Field Equip., Water & Sanitation			135,891
Niscotex ApS	Education Sup., Identification & Signage			135,906
Paul Hartmann A/S	Medical Renewable			307,886
Peter Justesen Company A/S	Communication Equip., IT & Office Sup., Printing, Shelter/Field Equip.			368,611
Scan Global Logistics	Freight Forwarding			19,416,559
Select Sport A/S	Education Sup.			467,054
Siemens Healthcare Diagnostics ApS	Diagnostic Test Kits			223,907
Statens Serum Institut	Vaccines & Biologicals			3,969,584
Zarges ApS	Education Sup.			1,198,573
Djibouti				
Imprimerie Nationale	Education Sup., Printing	107,913		
Total Djibouti	Education Sup., Fuel & Lubricants	183,143		
Dominican Republic (the)				
Vitaset SA	Nutrition			2,729,059
Egypt				
Clinilab	Laboratory Sup.	177,453		
Ethiopia				
Abader Electronics Center	Communication Equip., Education Sup., IT & Office Sup., Medical Equip.	122,736		

Annex 2

Local, regional and international procurement by country/territory and supplier (orders with a combined value of over US\$ 100,000)

Supplier	Commodities	Local	Regional	International
ABC Trading	Communication Equip., Education Sup., IT & Office Sup., Medical Equip.	126,278		
Abe Dagne Household & Office Furn. Ent	Education Sup.	244,026		
Alta Computec PLC	Communication Equip., Education Sup., IT & Office Sup.	554,114		
Amen Metal & Wood Work Coop Societies	Education Sup.	179,072		
Bereket PLC	Education Sup.	1,102,310		
Double S Business Group PLC	Education Sup., IT & Office Sup., Shelter/Field Equip.	289,193		
Flamingo Printing Press PLC	Printing	226,005		
Harar Technical and Vocational College	Education Sup.	337,104		
Hilina Enriched Food Processing Center	Nutrition	5,162,885		
KK Private Ltd Company	Medical/Hygiene Kits, Shelter/Field Equip.	290,517		
Libya Oil Ethiopia Ltd	Fuel & Lubricants	225,563		
Maika Household & Office Furniture Ent	Education Sup.	102,851		
Maky Tx Trading	Education Sup., Printing	114,063		
Melaku Tadesse Modern Household & Office Production Ent	Education Sup.	278,025		
Mengistu Tesfaye Household & Office Furniture Ent	Education Sup.	163,152		
Minche PLC	Education Sup., Printing	134,032		
Moenco	Transport	132,371		
Mose Furniture PLC	Education Sup.	115,001		
National Oil Ethiopia PLC	Fuel & Lubricants	113,617		
Natran Plastic Goods Mfg. Pvt Ltd Co	Water & Sanitation	101,155		
Negussie G/Giorgis Office & Household Furniture Ent	Education Sup.	234,099		
Population Services International Ethiopia	Water & Sanitation	453,237		
Rias Furniture	Education Sup., IT & Office Sup.	1,460,439		
Ries Engineering Share Company	Transport	127,800		
Sami Household & Office Furniture	Education Sup.	380,092		
Snap Trading and Industry PLC	Education Sup., IT & Office Sup., Printing	105,863		
Star Printing Press	Education Sup., Printing	214,800		
Tsedenia Publisher	Education Sup.	107,561		
Webget Technology PLC	Education Sup., IT & Office Sup., Printing	379,597		
Yoseph Kibebew Household & Office Furn.	Education Sup.	112,736		
Fiji				
R C Manubhai & Co Ltd	IT & Office Sup.	203,634		
Finland				
AB Crown Products Oy	Education Sup., Medical Renewable			387,229
Huurre Insulation Oy	Cold Chain Equip.			194,885
Pa-Hu Oy	Medical Renewable			1,945,414
Sademan Oy	Nutrition			946,542
France				
Africasoins SAS	Pharmaceuticals			1,175,059
Apex BP Solar	Cold Chain Equip., Water & Sanitation			687,047
Biomerieux SA	Laboratory Sup.			576,172
Bio-Rad Laboratories	Diagnostic Test Kits			368,242
CTT Consultants Technologie	Education Sup.			241,421
Guerbet	Pharmaceuticals			247,671
Hachette Livre International	Education Sup., Printing			708,070

Annex 2

Local, regional and international procurement by country/territory and supplier (orders with a combined value of over US\$ 100,000)

Supplier	Commodities	Local	Regional	International
Interforum	Printing			274,042
Laboratoire Renaudin	Pharmaceuticals			193,752
LMS World Water Treatment Groupe	Printing, Water & Sanitation			400,908
Nutriset SAS	Nutrition, Pharmaceuticals			24,562,502
Omyacolor SA	Education Sup.			100,365
Orange Logic Europe Sarl	Consulting Services			107,760
Panpharma SA	Pharmaceuticals			325,318
Pronal SA	Water & Sanitation			145,574
Sanofi Pasteur	Vaccines & Biologicals			100,273,502
Sanofi Winthrop Industrie SA	Pharmaceuticals			223,279
Sofip Export	Education Sup., IT & Office Sup.			920,813
Spengler SAS	Medical Equip.			114,913
Tenesol SA	Water & Sanitation			208,584
Vergnet Hydro	Water & Sanitation			527,090
Verre Et Quartz Technologies SAS	Medical Equip.			190,472
Zhendre SA	Cold Chain Equip.			307,618
Germany				
Abbott GmbH & Co KG	Diagnostic Test Kits, Laboratory Sup., Pharmaceuticals			5,743,660
B Braun Melsungen AG	Pharmaceuticals			116,826
Bayer Healthcare AG	Pharmaceuticals			663,708
Boehringer Ingelheim GmbH	Pharmaceuticals			171,694
Boss Pro-Tec GmbH	Education Sup., Transport, Water & Sanitation			749,405
Chempatex Medizinische	Medical Renewable			316,503
Fleischhacker GmbH & Co KG	Laboratory Sup., Medical/Hygiene Kits, Pharmaceuticals			1,619,468
Henke-Sass, Wolf GmbH	Medical Renewable			2,060,467
Herlitz Pbs AG	Education Sup.			1,657,781
KBI Kunststoffbeutel Prod. GmbH & Co	Pharmaceuticals			3,964,128
KD Medical GmbH Hospital Products	Medical Renewable			129,407
Kirsch Pharma GmbH	Pharmaceuticals			289,468
Lomapharm, Rudolf Lohmann GmbH KG	Pharmaceuticals			3,517,065
MSI GmbH	Nutrition			1,444,531
Nortec Automation GmbH	Warehousing			159,262
Partec GmbH	Laboratory Sup.			1,205,065
Project Support Vehicles GmbH & Co	Transport			285,644
Promens Packaging GmbH	Water & Sanitation			1,073,342
Roche Diagnostics GmbH	Laboratory Sup.			294,054
Rotexmedica GmbH	Pharmaceuticals			695,186
Seca GmbH & Co KG	Nutrition			3,765,058
Smurfit Kappa GmbH	Warehousing			432,538
Solar23 GmbH	Communication Equip.			840,160
Speedliner Mobility GmbH	Transport			227,709
Stoehr Turn-Und Sportgeraete	Education Sup.			318,551
Wilhelm Julius Teufel GmbH	Medical Renewable			142,206
Ghana				
Abdullahi AS Ltd	Transport	280,966		
Country Peace Ltd	Nutrition, Water & Sanitation	153,407		
Descraft Services Ltd	Clothing & Footwear, Education Sup., Identification & Signage, Printing	383,177		
Interplast Ltd	Water & Sanitation	217,384		
Kingdom Books & Stationery Enterprise	Communication Equip., Education Sup., IT & Office Sup., Printing, Water & Sanitation	184,034		

Annex 2

Local, regional and international procurement by country/territory and supplier (orders with a combined value of over US\$ 100,000)

Supplier	Commodities	Local	Regional	International
My Own Trading Stores	Staff Sup., Water & Sanitation	141,084		
Pridormma Enterprise	Water & Sanitation	148,356		
Pure Faith Ent	Staff Sup., Water & Sanitation	140,850		
Royal Crown Press Ltd	Printing	364,855		
Sharp Impressions	Printing, Transport	251,682		
Guinea				
Sodefa	Education Sup., Water & Sanitation	155,593		
Total Guinea	Fuel & Lubricants	213,182		
Guinea-Bissau				
JC Import Export Lda	Education Sup., Water & Sanitation	276,265		
Haiti				
Ator / Les Ateliers Oreste	Education Sup.	125,862		
Communion of Evangelical Episcopal Churches	Education Sup.	116,118		
Henropo	Education Sup.	131,400		
Tecina SA	Warehousing	116,428		
Honduras				
A Andrews & Co (Mail Order) Ltd	IT & Office Sup.			509,228
Importaciones Diversas	Water & Sanitation	247,243		
Litho-Graphix	Printing	106,771		
Moneray International Ltd	Medical Equip.			238,500
Novatec	Water & Sanitation	141,961		
Suplidora Industrial Del Centro SA	Water & Sanitation	211,806		
Hungary				
Pannonpharma Pharmaceutical Ltd	Pharmaceuticals			113,050
Teva Pharmaceutical Works	Pharmaceuticals			555,172
India				
AJ Stationery Pvt Ltd	Education Sup.	117,907		
Aadarsh Pvt Ltd	Education Sup., Printing	109,885		
AB Imaging & Prints Pvt Ltd	Printing	167,910		
Ajanta Pharma Ltd	Pharmaceuticals			1,607,891
Ajay Industrial Corporation	Warehousing, Water & Sanitation	569,855	1,463,380	
Alkem Laboratories Ltd	Pharmaceuticals			586,249
AOV International	Cold Chain Equip.			390,659
Aurobindo Pharma Ltd	Pharmaceuticals			9,411,115
Bhabani Offset & Imaging Systems Pvt Ltd	Printing	250,286		
Bird Meditech	Medical Equip., Medical/Hygiene Kits	186,199		
Blow Kings	Cold Chain Equip.			1,185,674
Brij & Co	Clothing & Footwear, Identification & Signage	131,313		
Calibre Chemicals Pvt Ltd	Nutrition			1,173,650
Cipla Ltd	Pharmaceuticals			20,007,226
Daga Polycontainers Pvt Ltd	Water & Sanitation	250,119		
Doctor Beli Ram & Sons (Mfg)	Nutrition	1,072,887		
Doorbhash International	Clothing & Footwear, Education Sup., Printing	166,525		
Emco Meditek Pvt Ltd	Medical Equip., Medical/Hygiene Kits	149,360		
Emcure Pharmaceuticals Ltd	Pharmaceuticals			2,009,366
Excel Advertising Agency	Printing	522,623		
FDC Ltd - International Division	Pharmaceuticals	221,837		
Galentic Pharma (India) Pvt Ltd	Pharmaceuticals			358,782
Garg Sports International	Education Sup., Identification & Signage	658,617		
GVSTrade Inc	Medical/Hygiene Kits	108,866		

Annex 2

Local, regional and international procurement by country/territory and supplier (orders with a combined value of over US\$ 100,000)

Supplier	Commodities	Local	Regional	International
Haffkine Bio-Pharmaceutical Corpora	Vaccines & Biologicals			27,524,410
Hetero Drugs Ltd	Pharmaceuticals			28,929,373
Himedia Laboratories Pvt Ltd	Water & Sanitation			166,068
Hindustan Syringes & Medical	Medical Renewable			1,969,317
IL&FS Education & Technology Serv. Ltd	Printing	122,543		
Intas Pharmaceuticals Ltd	Pharmaceuticals			186,369
Ipca Laboratories Ltd	Pharmaceuticals			815,236
J Mitra & Co Ltd	Diagnostic Test Kits			159,576
JDM Overseas Pvt Ltd	Medical/Hygiene Kits	105,022		
KK Nag Ltd	Water & Sanitation			216,213
Kadam Marketing Ltd	Communication Equip., IT & Office Sup.	179,283		
Kailash Paper Conversion (P) Ltd	Education Sup., Printing	203,084		
Kanam Latex Industries Pvt Ltd	Medical Renewable			200,211
Kitchen Essential	Shelter/Field Equip.			846,069
Kumar & Company	Printing	302,151		
Lahore Music House	Education Sup.	174,752		
Matrix Laboratories Ltd	Pharmaceuticals			9,534,826
MBI Kits International	Laboratory Sup., Nutrition, Pharmaceuticals	169,274		119,292
Medopharm	Pharmaceuticals			260,133
Micro Labs Ltd	Pharmaceuticals			5,569,428
Murliwala AGrotech Ltd	Nutrition			1,752,260
NK Jain Instruments Pvt Ltd	Laboratory Sup.			168,723
Navnirmitti, Mumbai	Education Sup., Printing	127,055		
Newage Furniture Innovations Pvt Ltd	Education Sup.	218,899		
Nikhil Offset	Education Sup., Printing	1,141,511		
OK Play (India) Ltd	Education Sup., IT & Office Sup.	267,089		
Orchid Biomedical Systems	Diagnostic Test Kits			2,617,693
Ori-Plast Ltd	Water & Sanitation		109,900	
Oudh Publishing House Nav Jyothi Press	Printing	100,780		
Panacea Biotec Ltd	Vaccines & Biologicals			116,467,356
Patna Offset Press	Education Sup., Printing	292,139		
Piramal Healthcare Ltd	Pharmaceuticals	893,967		1,836,141
Poddar Screen Printers	Nutrition, Printing	486,774		
Premier Medical Corporation Ltd	Diagnostic Test Kits			674,352
Rajdhani Offset Pvt Ltd Bhubaneswar	Printing	158,941		
Rama Steel Tubes Ltd	Water & Sanitation	182,374		
Ranbaxy Laboratories Ltd	Pharmaceuticals, Warehousing			10,578,707
Roopayan	Education Sup., IT & Office Sup., Printing	296,749		
S Narayan & Sons	Printing	475,257		
Salter India Pvt Ltd	Nutrition	639,984		
Sansiya	Clothing & Footwear, Printing	118,056		
Serum Institute of India Ltd	Vaccines & Biologicals			32,111,370
Shantha Biotechnics Ltd	Vaccines & Biologicals			52,564,982
Sirmaxo Chemicals Pvt Ltd	Pharmaceuticals			624,381
Span Diagnostics Ltd	Diagnostic Test Kits			340,028
Span Pumps Pvt Ltd	Water & Sanitation		552,036	
Sports Land Overseas Pvt Ltd	Education Sup.	191,250		
SRI Krishna Agency	Medical/Hygiene Kits	299,590		
Strides Arcolab Ltd	Pharmaceuticals	521,693		1,664,389
Sutures India Pvt Ltd	Medical Renewable			193,883
Swapna Printing Works Pvt Ltd	Printing	203,184		

Annex 2

Local, regional and international procurement by country/territory and supplier (orders with a combined value of over US\$ 100,000)

Supplier	Commodities	Local	Regional	International
Tagros Chemicals India Ltd	Bednets			5,700,000
Techno Relief Overseas India Pvt	Education Sup., Medical/Hygiene Kits, Medical Renewable, Nutrition, Shelter/Field Equip., Water & Sanitation	203,039		1,050,798
Thakral Computer Pvt Ltd	Communication Equip., IT & Office Sup., Printing	856,229		
The Offsetters India Pvt Ltd	Education Sup., IT & Office Sup., Printing	300,737		
Union Quality Plastics Ltd	Shelter/Field Equip.	249,474		
United Poly Engineering Pvt Ltd	Medical Equip.			106,330
Vallabh Steels Ltd	Water & Sanitation		126,484	
Vanguard Interiors Pte Ltd	IT & Office Sup.	161,687		
Vikrant Industries	Medical/Hygiene Kits	154,348		
Xerox India Ltd	IT & Office Sup.	103,565		
Zeal Medical Pvt Ltd	Medical Equip., Medical/Hygiene Kits	117,570		
Indonesia				
CV Sigma Fiber Composite	Water & Sanitation	160,167		
Naga Cahaya Teknik, PT	IT & Office Sup., Water & Sanitation	102,494		
PT Abbott Indonesia	Pharmaceuticals			658,921
PT Agency Bio Farma (Persero)	Vaccines & Biologicals			10,153,148
PT Cipta Sukses Bersama	Water & Sanitation	235,594		
PT Dharma Polimetal	Medical Equip.			1,328,196
PT Dharmesta Swasti Mandiri	IT & Office Sup., Transport	113,352		
PT Harapan Widyatama Pertiwi	Water & Sanitation	483,652		
PT Harrisma Informatika Jaya	Communication Equip., IT & Office Sup., Printing	124,153		
PT Indo Arga Kharisma	Water & Sanitation	130,575		
PT Indonesia Steel Tube Works	Water & Sanitation	379,502		
PT Karya Prima Zimo	Education Sup., Transport	327,544		
PT Multi Wahana Muda	Clothing & Footwear, Education Sup., Identification & Signage, Printing	116,850		
PT Pabrik Kertas Tjiwi Kimia Tbk	Education Sup., IT & Office Sup., Medical Renewable			1,757,890
PT Packet Systems Indonesia	Communication Equip.	102,315		
PT Persada Utama Tirta Lestari	Printing	124,905		
PT Prometal Perkasa Indonesia	Water & Sanitation	105,567		
PT Secom Indoprata	IT & Office Sup., Transport	247,984		
PT Tema Baru	Printing	186,769		
Iraq				
Al-Ahwar For Trading Ltd	Education Sup., Medical/Hygiene Kits, Printing		559,914	
Al-Farah Computer & Office Automatio	IT & Office Sup.	188,135		
Al-Sabaya Printing Press	Printing	450,031		
Al-Sami General Trade Co Ltd	Agriculture, Communication Equip., Education Sup., IT & Office Sup., Warehousing, Water & Sanitation	947,811		
Belad Al Nakhil Co	Education Sup., Water & Sanitation	362,265		
Hajer Printing Press	Education Sup., Printing	112,168		
Integrated Standard Solutions (ISS)	IT & Office Sup.	148,430		
Zhiyan Printing Press - Erbil	Printing	117,080		
Ireland				
Medentech Ltd	Water & Sanitation			925,755
Ovelle Ltd	Pharmaceuticals			296,867
Trinity Biotech	Diagnostic Test Kits			1,010,243
Israel				
Colmobil Ltd	Transport	452,022		

Annex 2

Local, regional and international procurement by country/territory and supplier (orders with a combined value of over US\$ 100,000)

Supplier	Commodities	Local	Regional	International
Ineem Co & Library	Education Sup., Medical Equip.	106,600		
Odis Filtering Ltd	Water & Sanitation	360,796		
Orgenics Ltd	Diagnostic Test Kits, Pharmaceuticals			4,130,372
Play & Think	Education Sup.	233,950		
Royal Textile Company	Clothing & Footwear, Printing	132,705		
Techno-Line Medical Ltd	Laboratory Sup.	720,798		
Italy				
Biologici Italia Laboratories SRL	Pharmaceuticals			243,875
Bruno SRL	Water & Sanitation			878,295
Coelmo SRL	Water & Sanitation			760,243
Drillmec SpA	Water & Sanitation			112,892
Fazzini SRL	Medical Equip., Nutrition			695,042
Ferrino & C SpA	Shelter/Field Equip., Staff Sup.			538,740
Gio' Style Lifestyle SpA	Cold Chain Equip.			136,589
Karrel SRL	Medical Equip.			451,310
Laboratorio Farmacologico Milanese	Pharmaceuticals			281,975
Novartis Vaccines and Diagnostics	Vaccines & Biologicals			31,171,840
Nuova Industrie Biscotti Crich SP	Nutrition			659,055
Pharmatex Italia SRL	Pharmaceuticals			114,430
Saponerie M Fissi SpA	Medical Renewable, Water & Sanitation			160,836
Jamaica				
Jamica Hospital Supplies	Medical Equip., Nutrition	137,483		
Scientific & Medical Supplies Ltd	Medical Equip., Nutrition	126,138		
Japan				
J Gerber & Company (Japan) Ltd	Transport			4,381,300
Japan BCG Laboratory	Vaccines & Biologicals			4,112,406
Nissan Trading Co Ltd	Transport			1,274,511
Olympus Corporation	Laboratory Sup.			193,874
Sumitomo Chemical Co Ltd	Bednets			42,396,295
Toyota Motor Corporation	Transport	124,946		5,515,605
Jordan				
Enjaz Education Technology & Computer	IT & Office Sup.	396,366		
General Computers & Electronics Co	IT & Office Sup.		115,035	
Integrated Standard Solutions (ISS)	IT & Office Sup.	180,204		
Technical Distribution Agency	Communication Equip., IT & Office Sup.	163,928		
Kenya				
Color Creations	Clothing & Footwear, Education Sup., Identification & Signage, Printing, Staff Sup.	104,429	297,873	
Diamond Chemicals Ltd	Water & Sanitation	105,802		
Doshi & Co (Hardware) Ltd	Water & Sanitation		496,591	
English Press Ltd	Education Sup., Identification & Signage, Printing	2,945,245	155,939	
Insta Products (Epz) Ltd	Nutrition	222,801	2,804,372	445,485
Kuehne & Nagel Ltd	Nutrition, Shelter/Field Equip.		161,073	
Lino Stationers (K) Ltd	Education Sup., IT & Office Sup., Printing	130,464		
Lisal Chemicals Company Ltd	Education Sup., Laboratory Sup., Nutrition, Water & Sanitation	351,619		
Nairobi Ironmongers Ltd	Education Sup., IT & Office Sup., Water & Sanitation		125,373	
Nairobi Sports House Ltd	Clothing & Footwear, Education Sup.	109,159		
Nation Media Group Ltd	Printing	149,999		
Printfast Ltd	Education Sup., Printing	223,470		

Annex 2

Local, regional and international procurement by country/territory and supplier (orders with a combined value of over US\$ 100,000)

Supplier	Commodities	Local	Regional	International
Rift Valley Machineries	Fuel & Lubricants, IT & Office Sup., Water & Sanitation	151,735		
Roto Moulders Ltd	Water & Sanitation		333,929	
Rymans Ltd	Education Sup.	326,555		
Sai Raj Ltd	Transport		108,540	
Save The Gensets Nairobi	Water & Sanitation	114,149		
Standard Ltd	Printing	107,955		
Tarpo Industries Ltd	Education Sup., Shelter/Field Equip.	129,973	150,107	
Techno Relief Services Ltd	Bednets & Household Tech., Clothing & Footwear, Communication Equip., Education Sup., IT & Office Sup., Medical Equip., Nutrition	1,123,266	12,401,168	
Toyota East Africa Ltd	Fuel & Lubricants, Transport	248,873		
Kyrgyzstan				
Faysel Construction & Logistics LLC	Water & Sanitation	129,716		
Lao People's Democratic Republic (the)				
Homsombath Construction Co Ltd	Water & Sanitation	144,776		
Khammouane Chalernsay	Water & Sanitation	141,588		
Natthavong Construction Co Ltd	Water & Sanitation	141,291		
Oudomsouk Construction Co Ltd	Water & Sanitation	305,231		
Pakpasack Stationery	Education Sup., IT & Office Sup.	267,057		
Pankham-Jampa Co Ltd	IT & Office Sup., Printing	149,031		
Phetdaovong Construction Co Ltd	Water & Sanitation	222,790		
Phetpaseuth Construction Co Ltd	Water & Sanitation	100,363		
Pheuane Construction Co Ltd	Water & Sanitation	118,148		
Phothixay Construction Co Ltd	Water & Sanitation	269,819		
Provincial Health Dept. Phongsaly Province	Water & Sanitation	102,546		
Saysettha Construction Co Ltd	Water & Sanitation	113,086		
Sengphet Construction Co Ltd	Water & Sanitation	135,735		
Sisavath Printing Press	Printing	112,394		
Sompaseuth Dev. Construction Co Ltd	Water & Sanitation	125,720		
ST Construction Co Ltd	Water & Sanitation	264,338		
Xiengkhuang Mixay Construction Co Ltd	Water & Sanitation	270,192		
Yaovai Printing	Education Sup.	160,986		
Lebanon				
Dar El Kotob SAL	Printing	110,352		
Liberia				
National Printers	Printing	235,707		
Stella Maris Polytechnic Bookstore	Printing	160,800		
Luxembourg				
Dometic SARL	Cold Chain Equip.			4,481,947
Madagascar				
Alu Bois Metallique (ABM Construction)	Education Sup., Nutrition, Transport, Water & Sanitation	409,035		
Badri	Agriculture, Education Sup., IT & Office Sup., Medical Equip., Warehousing, Water & Sanitation	133,435		
Chandarana & Cie	Education Sup., IT & Office Sup., Printing	140,782		
Cnapmad	Education Sup., Nutrition, Printing	155,002		
Cominor	Agriculture, Clothing & Footwear, Education Sup., IT & Office Sup., Warehousing, Water & Sanitation	229,287		
FTM - Foiben-Taosaritanin'I Madagasikara	Education Sup., IT & Office Sup., Printing	118,450		
Jovenna Madagascar	Fuel & Lubricants	159,750		

Annex 2

Local, regional and international procurement by country/territory and supplier (orders with a combined value of over US\$ 100,000)

Supplier	Commodities	Local	Regional	International
Magasin Honesti	Water & Sanitation	115,544		
Makiplast	Water & Sanitation	136,166		
Menuiserie D'Art	Education Sup.	125,417		
Newprint	Printing	224,338		
NIAG -Nouvelle Imprimerie Des Arts Graph	Printing	209,173		
Sodim	Education Sup., IT & Office Sup., Printing	144,525		
Toyota Rassetta	Transport	120,588		
Malawi				
Classic Collection	Clothing & Footwear, Education Sup., Identification & Signage	143,191		
Design Printers	Printing	148,564		
Encor Products Ltd	Education Sup.	130,052		
Fattani Offset Printers	Identification & Signage, Printing	204,855		
M & G Industries	Education Sup., Medical Equip., Medical/Hygiene Kits	248,447		
Osman Wholesalers	Transport	134,274		
Project Peanut Butter (PPB)	Nutrition	306,539		
Total Malawi Ltd	Fuel & Lubricants	212,429		
Valid Nutrition	Nutrition	969,102		
Mali				
ETS Amoudjata Dembele	Clothing & Footwear, Education Sup., IT & Office Sup., Medical Equip., Medical/Hygiene Kits, Nutrition, Transport, Warehousing	144,535		
Imprim Color	Communication Equip., Education Sup., Printing	180,829		
Imprim-Services Sarl	Identification & Signage, IT & Office Sup., Printing	244,986		
Issa Yara	Clothing & Footwear, Education Sup., Fuel & Lubricants, Nutrition, Printing	177,531		
Quincaillerie De La Jeunesse	Communication Equip., Education Sup., Water & Sanitation	185,016		
Total Mali	Fuel & Lubricants	487,310		
Mauritania				
Star Oil Mauritania	Fuel & Lubricants	122,318		
Mexico				
Masterbox, S De R L De CV	Transport	121,564		
Plasti Estoril SA De CV	Pharmaceuticals			653,810
Prov.De Arts. De Pap.Y Comp.SA De CV	Education Sup.	113,406		
Moldova (Republic of)				
Moldagroproduct Srl	Nutrition	1,733,617		
Morocco				
Academie Regionale De L'Education et La Formation	Communication Equip., IT & Office Sup., Printing	198,404		
Mozambique				
Academica Lda	Education Sup., Printing	221,583		
Afritool Pty Ltd	Education Sup., IT & Office Sup., Transport	579,084		
Brithol Michcoma (Moc) Lda	IT & Office Sup., Printing	168,626		
Casa Karsandas Lda	Transport	101,514		
Movarte - Moveis E Arte	Education Sup., Medical Equip.	266,681		
Officemart Ltd	Education Sup.	304,622		
Plural Editores Lda	Education Sup.	527,956		
Randcom Lda	Education Sup.	166,898		

Annex 2

Local, regional and international procurement by country/territory and supplier (orders with a combined value of over US\$ 100,000)

Supplier	Commodities	Local	Regional	International
Serigrafia Aquarius	Clothing & Footwear, Printing	140,678		
Sonil Moz Lda	Shelter/Field Equip.	265,192		
Spectrum Graphics Lda	Education Sup., IT & Office Sup., Printing	190,825		
Unibasma Lda	Education Sup., Laboratory Sup., Medical Equip., Medical Renewable, Medical/Hygiene Kits, Nutrition, Shelter/Field Equip.	478,845		
Myanmar				
AA Pharmacy	Medical Equip., Transport, Water & Sanitation	101,073		
Basin International Ltd	Bednets & Household Tech., Clothing & Footwear, Education Sup., Identification & Signage, Laboratory Sup., Medical Equip., Printing	897,348		
Dynamic Engineering & Gen.Trad. Co Ltd	Water & Sanitation	805,982		
Empire Printing and Publishing	Printing	182,410		
Mahar Kyaw Department Store	Clothing & Footwear, Communication Equip., Education Sup., Identification & Signage, Medical Equip., Medical Renewable, Nutrition	1,728,812		
Man International Co Ltd	Printing	598,785		
Minmahar Industry Company Ltd	Education Sup., Transport, Water & Sanitation	801,835		
Moe Kaung Kin Offset	Printing	155,262		
Myanmar Ceramic Society (MCS)	Water & Sanitation	220,000		
Myanmar Pipes & Accessories Co Ltd	Water & Sanitation	1,177,752		
New Telesonic Wood & Gen.Prod.Trade	Education Sup., IT & Office Sup.	319,573		
Ocean Glory Ltd	IT & Office Sup., Medical Equip., Transport	260,059		
Pacific Group Ltd	IT & Office Sup., Medical Equip., Transport	131,120		
Shay Saung Printing Press	Printing	192,158		
Shwe Naing Ngan Printing House	Printing	771,340		
Yee Shin Co Ltd	IT & Office Sup., Medical Equip.	194,477		
Namibia				
John Meinert	Communication Equip., Education Sup., IT & Office Sup., Medical Equip., Printing	241,946		
Solitaire Press Cc	Printing	109,545		
Nepal				
Quality Printers Pvt Ltd	Printing	104,178		
Sewa Printing Press	Printing	140,170		
Netherlands (the)				
Abbott Logistics BV	Pharmaceuticals			962,341
Development and Relief Corporation	Diagnostic Test Kits, Laboratory Sup., Medical Equip., Nutrition			2,130,173
IDA Foundation	Pharmaceuticals			264,989
Jansen Venneboer BV	Water & Sanitation			260,086
Merck Sharp & Dohme BV	Pharmaceuticals			324,458
Simed International BV	Medical Equip.			184,450
The Medical Export Group BV	Bednets, Medical Equip., Medical Renewable, Medical/Hygiene Kits			3,429,999
Niger (the)				
Ebbd-Entreprise Btp H Et Menui	Education Sup.	129,458		
El Hamissou Kalla	Education Sup., Shelter/Field Equip.	205,955		
ETS Hassane Salifou Ali	Bednets & Household Tech., Clothing & Footwear, Shelter/Field Equip.	208,010		
Hamdallaye Meubles	Education Sup.	158,278		
Imprimerie Albarka	Printing	257,058		

Annex 2

Local, regional and international procurement by country/territory and supplier (orders with a combined value of over US\$ 100,000)

Supplier	Commodities	Local	Regional	International
Imprimerie Express	Printing	101,352		
Societe de Transformation Alimentaire	Nutrition	2,640,933		
Total Niger	Fuel & Lubricants	151,613		
UNIFAM El Hadji Yahaya Moussa	Education Sup.	321,075		
Nigeria				
Petra Digital Press	Education Sup., Printing	112,656		
Norway				
Compact A/S	Nutrition			501,977
Laerdal Medical A/S	Medical Equip., Medical/Hygiene Kits			112,253
OB Wiik A/S	Warehousing			112,788
Polynor A/S	Medical Renewable			211,101
Occupied Palestinian Territory				
Computer Media Center	Communication Equip., IT & Office Sup., Medical Equip., Printing	318,374		
El-Khaesie Co	Water & Sanitation	147,296		
Esmael Alawa & Sons Co	Water & Sanitation	286,219		
Hirbawi Investment & Int'L Trade Co	Education Sup., IT & Office Sup., Printing	691,534		
Household International Company	Warehousing	119,498		
Pakistan				
Ajmari International Pvt Ltd	Clothing & Footwear, Education Sup., Medical/Hygiene Kits, Shelter/Field Equip.	195,898		
Akbar & Zikria Pipes Pvt Ltd	Water & Sanitation	131,049		
Al-Aziz Textile Print	Clothing & Footwear, Identification & Signage, IT & Office Sup., Printing, Warehousing	160,819		
Al-Hamid Traders	Bednets & Household Tech., Clothing & Footwear, Communication Equip., Education Sup., IT & Office Sup., Shelter/Field Equip.	167,907		
Ali Abdullah Enterprises	Water & Sanitation	762,581		
Ali Brothers	IT & Office Sup., Transport, Water & Sanitation	251,374		
Bata Pakistan Ltd	Clothing & Footwear	353,114		
Bilal International Enterprises	Medical/Hygiene Kits, Shelter/Field Equip.	646,193		
Colgate Palmolive (Pakistan) Ltd	Medical Renewable, Medical/Hygiene Kits, Shelter/Field Equip.	101,819		
Decora Furnishers	Education Sup., IT & Office Sup., Medical Equip.	118,697		
Dilshad Enterprises	Clothing & Footwear, Education Sup.,	406,440		
H Nizam Din & Sons Pvt Ltd	Shelter/Field Equip.			618,279
H Sheikh Noor-Ud-Din & Sons Pvt Ltd	Clothing & Footwear, Education Sup.	477,692		
IMGC Global Pvt Ltd	Clothing & Footwear, Education Sup., Medical Renewable, Medical/Hygiene Kits	437,310		
Jubilee Traders	Education Sup., IT & Office Sup.	212,139		
King Faisal Multi Sign Service	Clothing & Footwear, Education Sup., Identification & Signage, Printing	430,911		
Lasani Wood Furnishers	Education Sup., IT & Office Sup.	111,546		
M/S Instant Print System Pvt Ltd	Printing	157,885		
M/S Time Stationers	Clothing & Footwear, Education Sup., IT & Office Sup., Warehousing	271,127		
National Tent House	Education Sup., Medical/Hygiene Kits, Shelter/Field Equip.	924,222		407,063
New Khalil Printings	Clothing & Footwear, Printing	101,447		
Newtech	Water & Sanitation		161,769	
Perfect Scientific Traders	Laboratory Sup., Medical/Hygiene Kits	280,183		

Annex 2

Local, regional and international procurement by country/territory and supplier (orders with a combined value of over US\$ 100,000)

Supplier	Commodities	Local	Regional	International
Quick Process	Printing	171,920		
Quicksilver Instruments	Medical Equip.			172,946
Rustam Towel Pvt Ltd	Medical/Hygiene Kits	680,730		
SM Jaffer & Co	IT & Office Sup., Water & Sanitation	327,167		
Screen Graphic	Identification & Signage, Printing	124,838		
Shaan International	Education Sup., Water & Sanitation	119,262		
UBC Convertec Pvt Ltd	Identification & Signage, Printing	256,067		
Worldwide Equipment Services	IT & Office Sup.	319,158		
XDS Pakistan Pvt Ltd	Transport	110,378		
Papua New Guinea				
Plumtrade	Water & Sanitation	362,714		
Philippines (the)				
Anssel Enterprises	Clothing & Footwear, Education Sup., IT & Office Sup., Laboratory Sup., Medical Equip., Medical Renewable, Medical/Hygiene Kits, Printing	965,490		
Aris Printheus	Education Sup., Printing	105,708		
Central Home Furnishing Inc	Clothing & Footwear, Education Sup., IT & Office Sup., Medical Renewable, Medical/Hygiene Kits, Water & Sanitation	1,108,862		
Contrade Enterprises Inc	Education Sup., Shelter/Field Equip., Staff Sup.	109,512		
Delta Distribution Corporation	Clothing & Footwear, Education Sup., Medical/Hygiene Kits, Shelter/Field Equip.	196,299		
Ec-Tec Commercial	Education Sup., Printing	255,926		
Educational Marketing Mentors	Education Sup.	114,018		
Gem Stationery Inc	Education Sup., IT & Office Sup., Shelter/Field Equip.	208,871		
JDES Enterprises	Education Sup., Medical/Hygiene Kits	127,711		
JB Sports	Education Sup., IT & Office Sup., Shelter/Field Equip.	137,503		
LSY Pharma & Gen. Mdse	Clothing & Footwear, Education Sup., Medical/Hygiene Kits, Shelter/Field Equip., Water & Sanitation	436,514		
Republic of Korea (the)				
LG Life Sciences Ltd	Vaccines & Biologicals			6,823,834
Puyoung Ind. Co Ltd	Shelter/Field Equip.			3,297,840
Standard Diagnostics Inc	Diagnostic Test Kits			1,111,819
Romania				
Extra Mob Team	IT & Office Sup., Medical Equip.	196,503		
Russian Federation (the)				
Kairov Tamerlan Borisovitch, Entrepneo	Education Sup., IT & Office Sup.	171,435		
Stormoff	Medical Equip.	356,235		
Derbi	Education Sup.	174,369		
Globalmed	Laboratory Sup., Medical Equip.	127,039		
Medex	Medical Equip., Medical Renewable	572,991		
PKF Alma	Education Sup.	187,292		
Resonans	Education Sup.	311,283		
Pboyul Dauv Tamerlan Valeryevitch	Education Sup., IT & Office Sup., Printing	106,790		
SP Business Car LLC	Transport	125,270		
Zao Szba Rida	Transport	176,440		
Rwanda				
Engen Rwanda Sarl	Fuel & Lubricants	167,783		

Annex 2

Local, regional and international procurement by country/territory and supplier (orders with a combined value of over US\$ 100,000)

Supplier	Commodities	Local	Regional	International
PSI-Rwanda	Pharmaceuticals	114,437		
Senegal				
Imprimerie Du Centre	Communication Equip., Printing	120,330		
Institut Pasteur De Dakar	Vaccines & Biologicals			3,484,855
Sierra Leone				
Adnan & Adel Mullah & Sons Ltd	IT & Office Sup., Transport	118,549		
Chriskal Printing Enterprises	Education Sup., Identification & Signage, Printing	102,333		
Modern Metal Furniture Company Ltd	IT & Office Sup.	347,934		
Musa Sharaffdeen & Sons	Education Sup., IT & Office Sup., Printing	100,326		
Office World	Education Sup., IT & Office Sup., Printing	122,178		
Print Point Ltd	Education Sup., Identification & Signage, Printing	254,402		
Ro-Marong Industries Ltd	Identification & Signage, Printing	214,664		
Sierra Leone Cement Corporation Ltd	Water & Sanitation	105,699		
Sierra Leone National Petroleum Co Ltd	Fuel & Lubricants	362,427		
Slovenia				
KRKA Tovarna Zdravil	Pharmaceuticals			598,345
Sandoz DD	Pharmaceuticals			338,313
Somalia				
Bulaal Trading Company	Water & Sanitation	248,350		
City Center Enterprises LLC	Education Sup., IT & Office Sup.	139,375		
Sagal Furniture Centre	Education Sup.	210,745		
South Africa				
Amawiwa Agency Cc	Water & Sanitation		611,734	
Arch Chemicals Pty Ltd	Water & Sanitation		419,083	
BASF South Africa Pty Ltd	Bednets			820,000
Bayer Pty Ltd	Bednets			3,476,834
Brand Pack Pty Ltd	Education Sup., IT & Office Sup., Medical Renewable, Pharmaceuticals, Water & Sanitation		1,522,014	
Bristol-Myers Squibb Pty Ltd	Pharmaceuticals			179,240
Business Print Centre	Education Sup., Printing		121,196	
Colorpress Pty Ltd	Printing		150,109	
DH Brothers Industries Pty Ltd	Pharmaceuticals		901,599	
Distribution Component Syst. S A Pty Ltd	Communication Equip.		147,917	
Diva Nutritional Products Pty Ltd	Nutrition			1,908,005
Dynamic Plastics	Water & Sanitation		341,051	
Edeni Chemical Trading Cc	Pharmaceuticals, Water & Sanitation		190,892	
Griffin Exports Cc	IT & Office Sup., Medical/Hygiene Kits, Nutrition, Pharmaceuticals, Water & Sanitation		816,471	
Hissco Security Detection Products	Communication Equip.		156,245	
Impala Stationery Manufacturers Pty Ltd	Education Sup.		1,261,180	
Lippy's Intouch Stationers	Education Sup., IT & Office Sup., Medical Equip., Printing		113,242	
Little Rock Technologies	Communication Equip., IT & Office Sup.		135,708	
M & S Plastics	Water & Sanitation		333,996	
M Projects Cc	Education Sup.	163,763		
Macsteel Exports	Water & Sanitation		180,277	
Meraka Institute	IT & Office Sup.		344,239	
MSD (Proprietary) Ltd	Pharmaceuticals			845,601
Multiprint Litho	Education Sup., Printing		317,010	
Mustek Ltd Eastern Cape	IT & Office Sup.	355,749		

Annex 2

Local, regional and international procurement by country/territory and supplier (orders with a combined value of over US\$ 100,000)

Supplier	Commodities	Local	Regional	International
Nissan Diesel SA Pty Ltd	Transport		139,332	
Nissan South Africa Pty Ltd	Transport		1,232,512	
O'Kagans Brand Aid	Clothing & Footwear, Identification & Signage, Printing	135,633		
Omnirapid	Water & Sanitation		138,401	
Quality Products Pty Ltd	Pharmaceuticals		149,746	
Reakgona Stationery Supplies Cc	Education Sup., IT & Office Sup., Medical Equip., Printing		302,616	
Reboni Furniture Group	Education Sup., IT & Office Sup., Printing		1,503,755	
Saficon Industrial Equipment Pty Ltd	Warehousing		117,068	
Seriti Printing Pty Ltd	Printing	126,849	192,696	
The Ranger Production Co SA Pty Ltd	Transport		320,913	
Townsend International Pty Ltd	Clothing & Footwear, Education Sup., Identification & Signage, IT & Office Sup., Medical/Hygiene Kits, Pharmaceuticals,		3,988,023	1,468,725
Tshwane Truck & Bus Co Pty Ltd	Transport		158,181	
XCO Sport and Teamwear Pty Ltd	Education Sup., Printing	108,972		
Sri Lanka				
Benham International Pvt Ltd	Bednets & Household Tech., Education Sup., IT & Office Sup., Medical Renewable, Medical/Hygiene Kits, Shelter/Field Equip.	1,370,664		
Bodyline	Clothing & Footwear, Warehousing	152,603		
Carousel Moldings Pvt Ltd	Medical Equip., Water & Sanitation	110,825		
Dax Engineering Co Pvt Ltd	Transport	174,022		
Gimhan Furnitures	Education Sup., IT & Office Sup., Medical Equip.	607,371		
Gunaratne Offset Ltd	Printing	104,314		
Jaykay Marketing Services Pte Ltd	Bednets & Household Tech., Warehousing	896,492		
L A Alexander & Sons	Education Sup., Warehousing	123,061		
Lanka Ashok Leyland PLC	Transport	232,006		
Metco Trading Company Pvt Ltd	Clothing & Footwear	232,289		
Narah Stationers	Education Sup.	200,791		
Pilot Stationers Pvt Ltd	Education Sup., IT & Office Sup., Warehousing	833,506		
Poobalasingham Book Depot	Printing, Warehousing	101,171		
Sujith Furniture Manufacturers	Education Sup., IT & Office Sup.	398,918		
Union Chemists Pvt Ltd	Bednets & Household Tech., Medical Equip., Medical/Hygiene Kits, Warehousing	261,034		
Wimal Engineering Pvt Ltd	Transport	216,630		
Woodman Lanka Pvt Ltd	Education Sup., IT & Office Sup.	522,300		
Sudan				
Abu Hagam Company Ltd	Clothing & Footwear, Printing	189,188		
Al-Azhari Makki Elsadig Int. Co Ltd	Water & Sanitation	113,253		
Albaraka Plastic Factory	Water & Sanitation	184,078		
Albatrik Trading & Services Co	Water & Sanitation	218,082		
Ali Abdel Elgadim For Investment Co	Printing	136,552		
Amira Printing & Publishing	Printing	153,768		
Arena Information Technology & Security	Communication Equip., IT & Office Sup., Staff Sup.	325,701		
Azoom Plastic Factory	Water & Sanitation	440,846		
Diesel Generator Co Ltd	Communication Equip., IT & Office Sup., Transport, Water & Sanitation	857,638		
Golden Arrow Co Ltd	Transport	170,075		
Hemedan International Soap Factory	Bednets & Household Tech.	325,922		

Annex 2

Local, regional and international procurement by country/territory and supplier
(orders with a combined value of over US\$ 100,000)

Supplier	Commodities	Local	Regional	International
RNET Technologies Inc	Identification & Signage, IT & Office Sup., Printing	180,957		
Tawfig Soap Factory	Bednets & Household Tech.	2,212,999		
Techno Relief Services Ltd	Nutrition	544,403		
Technology of Submersible Pumps	Water & Sanitation	501,739		
Tiba Oil Company	Fuel & Lubricants	487,461		
United Engineering Services	Education Sup.	134,489		
Swaziland				
Cashbuild Matsapha	Water & Sanitation	145,825		
ERG Swaziland	Clothing & Footwear, Water & Sanitation	193,273		
J&E Hardware Pty Ltd T/A Nhlengano	Water & Sanitation	183,987		
Macmillian Publishing Co	Education Sup.	332,836		
Sweden				
Biab International AB	Education Sup.			661,705
Hemocue AB	Laboratory Sup.			674,522
Pumpex Production AB	Water & Sanitation			180,306
Rantzows Sport AB	Education Sup.			157,844
Sibir International AB	Cold Chain Equip.			1,107,587
Smurfit Kappa Lagamill AB	Medical Renewable			1,146,273
Switzerland				
BASF Agro BV Arnhem (NI)	Bednets			32,483,620
Beckman Coulter International SA	Laboratory Sup.			968,042
Berlinger & Co AG	Cold Chain Equip.			264,012
Connectis	IT & Office Sup.	203,058		
Crucell Switzerland AG	Vaccines & Biologicals			184,113,495
DPS SA	IT & Office Sup., Printing	168,484		
DSM Nutritional Products Europe Ltd	Nutrition, Pharmaceuticals			507,815
Hoffmann-La Roche Ltd	Pharmaceuticals	102,408		3,000,839
K-Tron (Switzerland) Ltd	Water & Sanitation			112,267
Medela AG	Medical Equip.			491,027
Merck Sharp & Dohme Idea AG	Pharmaceuticals			430,020
Novartis Pharma AG	Pharmaceuticals			22,086,512
Round Office	IT & Office Sup.	109,961		
Schering-Plough Central East AG	Pharmaceuticals			1,922,850
Sedelec SA	IT & Office Sup., Warehousing	122,049		
Symetria Ltd	Communication Equip.	123,749		
Vestergaard Frandsen Group SA	Bednets			111,809,016
Westwood-Intrafin SA	Pharmaceuticals			492,413
World Health Organization (WHO)	Medical Equip.			817,278
Syrian Arab Republic (the)				
Alhouda Company	Medical/Hygiene Kits		305,355	
Hyperdist	Education Sup., IT & Office Sup.	117,220		
Panorama	Education Sup.	143,500		
Tarabishi For Printing & Packaging	Printing	306,076		
Tajikistan				
Contrast LLC	Education Sup., Identification & Signage, Printing	129,311		
Printing House LLC Polygraphgroup	Education Sup., Printing	144,655		
Private Enterpriser Murodova	Education Sup.	227,813		
Thailand				
Advanced Country Education Co Ltd	Education Sup., Printing		453,997	
Darnsutha Press Co Ltd	Printing		138,717	
Datapro Computer Systems Co Ltd	Communication Equip., IT & Office Sup.	127,716	215,551	

Annex 2

Local, regional and international procurement by country/territory and supplier (orders with a combined value of over US\$ 100,000)

Supplier	Commodities	Local	Regional	International
Eastern Printing Public Co Ltd	Education Sup., Printing		607,732	
First Interbusiness Ltd	Communication Equip., Education Sup., IT & Office Sup.		186,945	
Global Fleet Sales Company Ltd	Transport, Water & Sanitation			597,682
Good Luck Steel Tubes Ltd	Water & Sanitation		901,850	
Nan Mee Industry Co Ltd	Education Sup.		225,548	
Pimolchai Suksakorn Co Ltd	Nutrition			594,720
Romar Industrial Company Ltd	Clothing & Footwear, Education Sup., Shelter/Field Equip.		747,512	
SC Stationery Industry Co Ltd	Education Sup.		163,852	
Saengroong Books Factory Co Ltd	Education Sup., Printing		451,743	
TKS. Siampress Management Co Ltd	Printing		212,552	
Taxaco (Thailand) Co Ltd	Health & Nutrition		416,850	
Thantawan Industry Public Company	Education Sup.			184,486
Timor-Leste				
Grafica Nacional	Printing	120,687		
Victoria Ltd	Cold Chain Equip., Water & Sanitation	111,969		
Turkey				
Atabay Pharmaceuticals Factory AS	Pharmaceuticals			221,400
Fersa Matbaacilik Paz.San.Tic.Ltd Sti.	Printing	379,977		
Uganda				
Bidco Uganda Ltd	Medical/Hygiene Kits, Shelter/Field Equip., Water & Sanitation		299,788	
Hass Scientific & Medical Sups. Ltd	Diagnostic Test Kits, Laboratory Sup., Medical Equip., Medical Renewable	129,653		
Kava International Ltd	Education Sup., IT & Office Sup.		380,015	
Mednet Healthcare (U) Ltd	Medical/Hygiene Kits	283,220		
Mukwano Industries (U) Ltd	Medical Equip., Water & Sanitation	321,008		
Mulago Hill Diagnostics Ltd	Water & Sanitation	137,642		
Nile Fishing Co (Nifco) Ltd	Transport	178,433	418,558	
Picfare Industries Ltd	Education Sup., Printing	142,753		
Poly Fibre (U) Ltd	Medical Equip., Water & Sanitation	135,063		
PSI Uganda	Water & Sanitation	115,124		
Raps Uganda Ltd	IT & Office Sup.	128,193		
Roadmaster Cycles (U) Ltd	Transport	269,428	154,018	
Shell (Uganda)	Cold Chain Equip., Fuel & Lubricants	240,864		
Techno Relief Services (U) Ltd	Clothing & Footwear, Cold Chain Equip., IT & Office Sup., Medical/Hygiene Kits, Shelter/Field Equip., Warehousing	232,985		
Ukraine				
Biomedinvest	Diagnostic Test Kits	581,562		
IHCC-Ukraine	Pharmaceuticals			579,378
United Arab Emirates (the)				
Abu Dhabi Medical Devices Co LLC	Medical Renewable			5,384,717
Activa Pharmaceuticals (Fzc)	Pharmaceuticals			413,098
Al Ghurair Printing & Pub. House Co LLC	Education Sup., Printing	939,123		
Emirates Water Technology Co LLC	Water & Sanitation			115,649
Gulf Pharmaceutical Industries	Pharmaceuticals			158,250
National Plastic & Building	Water & Sanitation			410,476
N-R-S International Fzco	Shelter/Field Equip.			2,081,130
Western Auto LLC	Cold Chain Equip., Transport			242,860

Annex 2

Local, regional and international procurement by country/territory and supplier (orders with a combined value of over US\$ 100,000)

Supplier	Commodities	Local	Regional	International
United Kingdom (the)				
Aegis Engineering Ltd	Staff Sup.			432,601
Astrazeneca UK Ltd	Pharmaceuticals			467,520
Armoured Project Vehicles Ltd	Transport			3,612,834
Avery Weigh-Tronix Ltd	Nutrition			2,246,639
Avon Barrier Company Ltd	IT & Office Sup.			145,871
Braithwaite Engineers Ltd	Water & Sanitation			236,614
Bright Light Solar Ltd	Cold Chain Equip., Communication Equip.			543,358
Butyl Products Ltd	Water & Sanitation			663,942
Core Diagnostic Ltd	Diagnostic Test Kits			484,680
Cromwell International	IT & Office Sup.			334,142
Dando Drilling International Ltd	Water & Sanitation			314,557
Dawson Books	Printing			427,305
Dulas Ltd	Cold Chain Equip.			3,842,400
Durbin PLC	Nutrition, Pharmaceuticals			435,211
Evenproducts Ltd	Water & Sanitation			717,471
Findel Education Ltd	Education Sup.			104,516
Freeplay Energy UK Ltd	Education Sup.			657,877
Glaxosmithkline Export Ltd	Pharmaceuticals			842,681
Hattersley Aladdin Ltd	Cold Chain Equip.			295,211
Herman Miller Ltd	IT & Office Sup.			100,624
Mallory International Ltd	Printing			156,272
Medreich PLC	Pharmaceuticals			4,450,499
Morningside Pharmaceuticals Ltd	Medical Renewable, Pharmaceuticals			1,493,090
Osprey Ltd	Water & Sanitation			234,124
Scanna Msc Ltd	IT & Office Sup.			246,046
Security Support Solutions Ltd	Transport			571,097
Smartlogic Semaphore Ltd	IT & Office Sup.			236,990
Sollatek UK Ltd	Cold Chain Equip., Communication Equip.			130,048
Sunrise Medical Ltd	Medical Equip.			169,800
Thales UK Ltd	Communication Equip.			188,374
Toyota Gibraltar Stockholdings Ltd	Transport			10,034,187
Wagtech International Ltd	Laboratory Sup., Medical Equip., Water & Sanitation			899,447
United Republic of Tanzania (the)				
A To Z Textile Mills Ltd	Bednets			5,479,448
Jamana Printers Ltd	Printing	446,525		
Shelys Pharmaceuticals Ltd	Pharmaceuticals			338,040
Tanzania Printing Services Ltd	Education Sup.		304,282	
United States (the)				
Accessbio Inc	Diagnostic Test Kits			1,220,845
Airsep Corporation	Medical Equip.			107,495
Atlantic Business Systems Inc	IT & Office Sup.			1,763,229
Brodock Press Inc	Printing			193,320
Cardinal Scale Manufacturing Company	Nutrition			123,528
Challenge Dairy Products Inc	Nutrition			295,678
Chembio Diagnostics Systems Inc	Diagnostic Test Kits			409,684
Cisco Systems Inc	Communication Equip., IT & Office Sup.			905,889
Clarke Mosquito Control Products	Bednets			8,742,251
Earthwalk Communications Inc	IT & Office Sup.			665,600
Elastec Inc	Immunization			123,240
Gaumard Scientific Company Inc	Education Sup., Medical Equip.			412,945

Annex 2

Local, regional and international procurement by country/territory and supplier (orders with a combined value of over US\$ 100,000)

Supplier	Commodities	Local	Regional	International
Hatteras Press Inc	Printing			132,279
Hewlett Packard	IT & Office Sup.			3,344,825
Industrial Test Systems Inc	Laboratory Sup., Water & Sanitation			122,087
Insight Direct USA Inc	IT & Office Sup.			927,511
International Business Machines	IT & Office Sup.			366,138
Manhattan Information Systems Inc	Communication Equip., IT & Office Sup., Printing			590,647
Microsoft Corporation	IT & Office Sup.			3,233,611
New Horizons Diagnostics Corp.	Education Sup., Laboratory Sup.			283,120
Nextiraone LLC	Communication Equip.			131,747
Oracle USA Inc	IT & Office Sup.			224,183
Pfizer HCP Corporation USA	Pharmaceuticals			1,008,420
Procter & Gamble Company	Water & Sanitation			307,630
SAP America Inc	IT & Office Sup.			1,275,518
Shi International Inc	IT & Office Sup., Printing			181,242
Shunra Software Ltd	IT & Office Sup.			195,975
Sybase Inc	IT & Office Sup.			196,145
Tabatchnick Fine Foods Inc	Nutrition			191,650
Weigh and Measure LLC	Nutrition			302,194
Wisconsin Aluminum Foundry	Medical Equip.			563,492
Uzbekistan				
Es-Print	Printing	212,223		
Mega Basim	Education Sup., Printing	337,253		
Yemen				
Al-Azzani Trading Centre	Clothing & Footwear	258,774		
Ali Mohamed Ahmed Alhubaishi	Bednets & Household Tech., IT & Office Sup., Medical/Hygiene Kits, Nutrition, Shelter/Field Equip., Transport, Water & Sanitation	762,304		
Al-Maktaba	Education Sup., IT & Office Sup., Printing	117,760		
Husein Ben Husein Al-Hababi	Water & Sanitation	792,903		
Silver Filters Company	Nutrition, Transport, Water & Sanitation	135,425		
Zambia				
Lamise Investments Ltd	Clothing & Footwear, Transport	168,625		
Micmar Investments Ltd	Water & Sanitation	135,548		
New Horizon Printing Press	Printing	406,788		
Toyota Zambia Ltd	IT & Office Sup.	106,422		
Versafile Enterprises Ltd	Communication Equip., Education Sup., IT & Office Sup., Medical/Hygiene Kits, Printing	109,987		
Zimbabwe				
Al Davis & Co Pvt Ltd	Water & Sanitation	254,600		
Chemplex Corporation Ltd	Water & Sanitation	969,990		
College Press Publishers	Education Sup.	641,228		
Fabs Home Centre	Education Sup., Identification & Signage, IT & Office Sup., Warehousing, Water & Sanitation	118,703		
Kyloe Pty Ltd	Water & Sanitation	255,600		
Longman Zimbabwe	Education Sup.	375,977		
Printworks Pvt Ltd	Printing	142,420		
Sable Press Pvt Ltd	Education Sup., Printing	231,439		
Strauss Logistics Ltd	Fuel & Lubricants	370,000		
Xaton Ltd T/A Redan Petroleum	Fuel & Lubricants	118,181		

Annex 3

Where supplies are used
Includes all local, regional and international orders

Country/territory	Value (US\$)	Country/territory	Value (US\$)
Afghanistan	52,942,321	Ghana	25,276,763
Albania	1,019,428	Guatemala	949,420
Algeria	484,550	Guinea	18,485,956
Angola	28,874,314	Guinea-Bissau	3,964,502
Antigua/Barbuda	1,155	Guyana	249,007
Argentina	1,174,541	Haiti	3,457,023
Armenia	937,036	Honduras	1,984,005
Azerbaijan	163,365	India	159,839,872
Bangladesh	76,354,899	Indonesia	9,936,802
Barbados	421,460	Iran (Islamic Republic Of)	421,063
Belarus	468,042	Iraq	8,721,788
Belize	48,807	Jamaica	646,115
Benin	18,516,351	Jordan	1,069,704
Bhutan	1,390,938	Kazakhstan	255,657
Bolivia	2,082,642	Kenya	33,139,851
Bosnia and Herzegovina	1,047,954	Kiribati	70,375
Botswana	780,609	Kyrgyzstan	1,576,377
Brazil	5,232,282	Lao People's Democratic Republic (the)	6,886,284
Bulgaria	103,684	Lebanon	1,988,828
Burkina Faso	22,866,844	Lesotho	1,093,639
Burundi	12,711,427	Liberia	12,623,869
Cambodia	7,733,237	Madagascar	16,300,623
Cameroon	13,897,818	Malawi	48,205,155
Cape Verde	333,032	Malaysia	82,161
Central African Republic (the)	11,788,975	Maldives	286,511
Chad	17,046,752	Mali	20,507,104
Chile	390,023	Mauritania	4,031,437
China	11,909,645	Mauritius	333
Colombia	1,257,765	Mexico	867,959
Comoros (the)	842,238	Moldova (Republic of)	3,135,808
Congo (the)	6,472,148	Mongolia	2,621,306
Costa Rica	90,669	Montenegro	117,123
Cote d'Ivoire	20,753,839	Morocco	9,267,049
Croatia	196,965	Mozambique	16,850,832
Cuba	1,462,430	Myanmar	25,630,301
Democratic People's Republic of Korea (the)	12,280,147	Namibia	1,233,924
Democratic Republic of the Congo (the)	111,138,237	Nepal	10,884,623
Djibouti	3,209,078	Nicaragua	1,255,860
Dominican Republic (the)	277,750	Niger (the)	31,622,789
Ecuador	678,329	Nigeria	116,791,869
Egypt	1,743,203	Occupied Palestinian Territory	13,957,959
El Salvador	761,163	Oman	60,830
Equatorial Guinea	469,148	Pakistan	110,360,860
Eritrea	11,212,863	Panama	903,191
Ethiopia	180,667,322	Papua New Guinea	2,416,836
Fiji	1,736,715	Paraguay	295,374
Gabon	2,386,721	Peru	3,872,118
Gambia (the)	1,588,586	Philippines (the)	19,797,633
Georgia	966,127	Romania	671,394

Annex 3

Where supplies are used
Includes all local, regional and international orders

Country/territory	Value (US\$)
Russian Federation (the)	3,571,875
Rwanda	10,320,032
Samoa	15,334
Sao Tome and Principe	436,461
Saudi Arabia	7,046
Senegal	15,634,330
Serbia	497,991
Sierra Leone	17,880,806
Solomon Islands	520,335
Somalia	20,812,520
South Africa	3,207,525
Sri Lanka	13,968,774
Sudan	86,745,759
Suriname	36,832
Swaziland	2,211,570
Syrian Arab Republic (the)	1,678,500
Tajikistan	5,967,524
Thailand	855,524
The former Yugoslav Republic of Macedonia	87,043
Timor-Leste	1,521,465
Togo	6,023,933
Tunisia	202,860
Turkey	688,779
Turkmenistan	2,125,164
Uganda	29,644,706
Ukraine	11,926,894
United Republic of Tanzania (the)	19,777,033
Uruguay	199,074
Uzbekistan	8,017,395
Vanuatu	35,107
Venezuela	199,203
Viet Nam	2,106,159
Yemen	15,274,219
Zambia	14,249,851
Zimbabwe	52,426,578

Annex 4

Number of companies invited to bid and responses recieved (by country/territory) International procurement

Country/territory	Number of invitees	Number of responses	Country/territory	Number of invitees	Number of responses
Argentina	4	2	Romania	2	1
Australia	20	9	Russian Federation (the)	7	1
Austria	8	6	Senegal	7	2
Bangladesh	3	2	Singapore	3	1
Belgium	55	37	Slovenia	5	4
Brazil	5	1	South Africa	45	29
Bulgaria	4	0	Spain	45	20
Canada	18	10	Sweden	50	32
China	164	105	Switzerland	49	22
Croatia	5	1	Thailand	23	10
Cuba	4	2	Turkey	18	11
Cyprus	21	16	Uganda	2	2
Czech Republic (the)	7	2	United Arab Emirates (the)	37	26
Democratic Republic of the Congo (the)	1	0	United Kingdom (the)	326	193
Denmark	246	155	United Republic of Tanzania (the)	7	4
Egypt	2	1	United States (the)	110	57
Ethiopia	1	0	Uruguay	2	1
Finland	27	14	Viet Nam	3	0
France	139	91	Yemen	1	0
Gambia (the)	1	1	Zimbabwe	2	2
Germany	216	143			
Ghana	1	0			
Greece	4	1			
Guatemala	1	1			
Hungary	4	2			
India	330	222			
Indonesia	14	7			
Iran (Islamic Republic of)	1	1			
Iraq	1	1			
Ireland	7	6			
Israel	12	10			
Italy	108	67			
Japan	17	8			
Jordan	2	1			
Kenya	13	6			
Lao People's Democratic Republic (the)	1	1			
Luxembourg	3	3			
Madagascar	1	1			
Malaysia	15	8			
Mexico	1	0			
Nepal	1	1			
Netherlands (the)	75	53			
Norway	20	18			
Oman	7	3			
Pakistan	29	17			
Philippines (the)	2	2			
Poland	5	4			
Portugal	2	2			
Republic of Korea (the)	13	8			



Supply Division - UNICEF Plads, Freeport
DK-2100 Copenhagen Ø - Denmark

Telephone: +(45) 35 27 35 27
Email: supply@unicef.org

www.unicef.org/supply