



















As of 14 March 2003

Vaccine	Presentation	Total Projected Quantity (in doses)	Weighted Average Price per dose (USD)
BCG (ampule/vial) (lyophilized)	 20ds vial/ampule + diluent	95,000,000	\$0.0660
DTPw	 10ds vial	53,000,000	\$0.0800
DTPw	 20ds vial	61,500,000	\$0.0830
DT	 10ds vial	1,600,000	\$0.0340
Td adults	 10 ds vial	1,200,000	\$0.0450
Td adults	 20ds vial	200,000	\$0.0375
TT	 10ds vial	85,000,000	\$0.0580
TT	 20ds vial	73,500,000	\$0.0330
OPV	 10ds vial/tube	90,000,000	\$0.0970
OPV	 20ds vial/tube	751,000,000	\$0.0890
Measles (lyophilized)	 1ds vial + diluent	NA	\$0.8200
Measles (lyophilized)	 10ds vial + diluent	170,200,000	\$0.1210
Yellow Fever (lyophilized)	 5 ds vial + diluent	1,000,000	\$0.4500
Yellow Fever (lyophilized)	 20ds vial + diluent	4,726,780	\$0.3800
Hepatitis B (recombinant)*	 1 ds vial	2,100,000	\$0.5840
Hepatitis B (recombinant)*	 2ds vial	3,000,000	\$0.5000
Hepatitis B (recombinant)*	 6ds vial	1,900,000	\$0.5600
Hepatitis B (recombinant)*	 10ds vial	47,400,000	\$0.3200
MMR Urabe Strain Mumps (lyophilized)	 10ds vial + diluent	900,000	\$1.24*
MMR Urabe Strain Mumps (lyophilized)	 1ds vial + diluent	190,000	\$1.5500
MR (lyophilized)	 10ds vial + diluent	2,200,000	\$0.480*
Meningitis A&C (lyophilized)	 10ds vial + diluent	NA	NA
Meningitis A&C (lyophilized)	 50ds vial + diluent	8,000,000	\$0.3*
DPT-HepB (recombinant)*	 10ds vial	10,000,000	\$0.9500
DTP-Hib, (lyophilized)*	 10ds vial + diluent	245,500	\$2.3500
DPT-HepB+Hib (lyophilized+liquid)*	 2ds vial	10,000,000	\$3.2000

**Notes:**

- 1) The above represents the total projected quantities and weighted average prices for 2003 per product presentation.
- 2) Contracted quantities represent the aggregated forecast, based on country forecast for routine and country and global forecasts for accelerated disease control initiatives.
- 3) With the exception of OPV, the above pricing does not include vaccine vial monitors.
- 4) Due to varying price ranges within each presentation, the price indicated will not reflect actual price. UNICEF country offices are requested to contact Supply Division for specific budget request needs.
- 5) Projected quantities adjusted throughout the year, subject to change in country need and forecasts.
- 6) Vaccines noted with an asterisk include quantities that are procured on behalf of GAVI/IF.



**2003 Vaccine Projections:  
Quantities and Pricing**