



Active learning@Home provides parents and caregivers with easy-to-do CAPS-based activities per Grade to support their children's learning at home


Verbs are action words

Parent Corner

In *Active Learning@Home* we will be looking at verbs (action words) and also semi-circles. You will support your child to understand this better.

Book of the day

Terry And the Stranger is a story about a young boy who finds himself in big trouble after talking to a stranger. This is a good story that you can use to teach your child about the dangers of speaking to strangers.



Explain to her what she can do if a stranger comes to speak to her.

Ask your child to find as many verbs in the story as she reads it with you.

Download this book (it's free) here: <https://www.storyjumper.com/book/read/48307126/Terry-And-The-Stranger#>

Online Resources



FREE online applications (Apps) recognised by the Department of Basic Education (linked to the curriculum) are available.

These provide support materials in all languages for several grades.

2Enable register here: <https://www.2enable.org/>

Also visit the DBE's Cloud at: <https://dbecloud.org.za>


Learning together is FUN

Do the following activities with your child. They are linked to the work that he or she is already doing in class. In this way you help him or her to stay up to date with his or her learning.

Verbs are action words

Verbs (action words) are words used to indicate an action. We use actions every day in our lives. Walking, running, reading and even typing a text message on a cellphone are all actions. Today you can explain to your child how to identify a verb and how to use it in a sentence. Explain to your child that in the following sentence, the word **jumped** is the **verb**: The boy **jumped** (verb) over the wall.

To make this lesson FUN, ask your child to do an action and then write a sentence about it. For example, ask him to *clap* (verb) his hands. He then writes this action in a sentence by saying: 'I clapped my hands'.




Repeat this activity by asking your child to do different fun actions such as shaking his head, jumping on one leg and so on.

Read the Book of the day with your child and ask him to find as many verbs as he can.

Play today

It's time to have fun playing **charades** (mime or guessing game). This is an easy game that will keep you and your child entertained for hours. The aim of this game is to act out words or phrases and have the other team members guess what they are. The person acting out the words cannot speak and must use body language and facial expressions. For example, if the word you want to act out is 'love' you would use your hands to form a heart shape. This game can be played with children of all ages and disabilities. It teaches children how to give ideas without speaking and also develops their non-verbal communication skills.



Semi-circles

In geometry, the circle is an important shape that is used to do calculations. Before your child can learn about calculating a circle, he or she needs to understand that a semi-circle is part of a circle. Explain to your child that the image below is of a full circle and if it is cut in half it is called a **semi-circle**. The **center** of the circle is called the **mid-point**.

To make this lesson fun ask your child to draw a circle using a compass or a round object (lid of container or glass). Let her cut it out and then fold it in half. Explain to her that the half circle is called a **semi-circle**.

For children who are blind or visually impaired, you can cut out the shapes for them and have them feel the shapes. Use a different texture (like cardboard) to shade in the semi-circle so that they can feel the difference.



Healthy Habits

Wash your hands **before** you eat.



Remember to keep it **PLAYFUL** and **FUN**. That is how children learn.