



Active learning@Home provides parents and caregivers with easy-to-do CAPS-based activities per Grade to support their children's learning at home

# A trip to the moon


## Parent Corner

Today in *Active Learning@Home* we are going to look at **adjectives** and **perimeters**.

Even though we are faced with challenges during the COVID -19 SITUATION parents can still make sure that their children have fun and learn.

## Book of the day

**Puggy Visits The Moon** is a book about a cheerful dog that loves chocolates. He follows his owner Neil thinking that he is going to the chocolate store but finds himself travelling into space. It is an adventurous audio book that you and your child can listen to while reading. Ask your child to find as many adjectives as possible in the story.



Download this book (it's free) here:  
<https://www.storyjumper.com/book/read/37876216/Puggy-visits-the-Moon#>

## Online Resources



FREE online applications (Apps) recognised by the Department of Basic Education (linked to the curriculum) are available.

These provide support materials in all languages for several grades.

2Enable register here:  
<https://www.2enable.org/>

Also visit the DBE's Cloud at:  
<https://dbecloud.org.za>

## Learning together is FUN


Do the following activities with your child. They are linked to the work that he or she is already doing in class. In this way you help him or her to stay up to date with his or her learning.

### Adjectives

An **adjective** is a part of speech that describes a noun (a word used to identify a class of people, places or things). Read the following sentence to your child: The **rocket** (noun) went to the moon. You can describe the rocket by saying: The **big** (adjective) **rocket** (noun) went to the moon. Explain to your child that the word '**big**' is telling us more about the rocket.

Today you and your child can have fun learning about adjectives by pretending to take a trip to the moon.

Ask your child to draw and cut out objects that relate to space and the moon. He can draw and cut out a rocket and roll up newspaper to make the moon.



Use the objects that your child made and ask him to tell you a story by making sentences using adjectives. For example: The **brave** (adjective) woman stepped inside the rocket.

### Perimeter

A **perimeter** is the **edge (outside line)** of a **shape** or object. For example, the boundary of your house is the outside wall or fence that separates your house from the street (or from your neighbor's house). Today you can teach your child how to identify what a perimeter (boundary line) is.


For the first activity, ask your child to take a floor mat (or a towel) and spread it out on the floor. Have him sit **on the mat**. Ask him which parts of his body are on the mat, and which parts are **outside the boundary of the mat**.



For the second activity, ask your child to draw any shape on a piece of paper and paint it in any given colour. Explain to your child that if he colours outside the line, he has gone out of the perimeter (boundary).

## Play today

It's time to have fun playing **charades** (mime or guessing game). This is an easy game that will keep you and your child entertained for hours. The aim of this game is to act out words or phrases and have the other team members guess what they are. The person acting out the words cannot speak and must use body language and facial expressions. For example, if the word you want to act out is '**love**' you would use your hands to form a heart shape. This game can be played with children of all ages and disabilities. It teaches children how to give ideas without speaking and also develops their non-verbal communication skills.



## Healthy Habits

Wash your hands **before** you eat.



Remember to keep it **PLAYFUL** and **FUN**. That is how children learn.