

Active learning@Home provides parents and caregivers with easy-to-do CAPS-based activities per Grade to support their children's learning at home

## Granny visits for tea

### Parent Corner

Today in *Active learning@Home* we are going to learn about words with the 't'-sound. We are also going to look at the number 10 (ten).

### Book of the day

The **Best Thing Ever** is a story about a boy who picks things up and makes something else from them. Have a look around the house,



especially for the things we throw away, and see if you can make something new with them.

For an idea on how to make a racing car from toilet paper rolls, have a look here:

<https://www.handimania.com/diy/toilet-paper-roll-race-cars.html>

Download the book for free at:  
<https://bookdash.datafree.co/books/best-thing-ever-melissa-fagan-lauren-nel-stefania-origgi/>

### Online Resources



FREE online applications (Apps) recognised by the Department of Basic Education (linked to the curriculum) are available.

These provide support materials in all languages for several grades.

2Enable register here:  
<https://www.2enable.org/>  
 Also visit the DBE's Cloud at:  
<https://dbeccloud.org.za>

### Learning together is FUN

Do the following activities with your child. They are linked to the work that he or she is already doing in class. In this way you help him to stay up to date with his learning.


#### The 't'-sound

Listening to a story is a great way for your child to learn new words.

Read the story below to your child and ask him to write down all the words he hears that begin with the letter 't'.

Mom picks up the **telephone** to call Granny. Granny is very excited to visit her grandchildren. The grandchildren get ready for her visit by putting a **tablecloth** over the table. They take out the **teapot**, **tea cup**, **tea** and **teaspoons** and place them on **top** of the **table**. The children get the **tin** with the **tennis** biscuits and put it on the **table**. Granny loves the visit! Just before Granny leaves, Mom puts **ten tomatoes** in a **tin** for Granny to take home.

For some more fun, ask your child to find more words beginning with the letter 't' that he could have or use for Granny's visit.

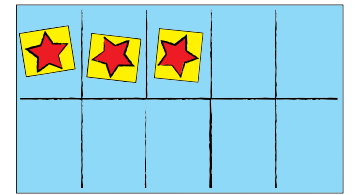



#### The number 10 ten

**Counting is fun** and can help us to stay healthy. You can play outside, or inside. Ask your child to jump as high as he can 10 times. He must count his own jumps for everyone to hear. Then ask him to reach up high and then touch his toes 10 times. You can also ask him to lie on his back and lift his legs high in the air 10 times. You can ask him to do other exercises too. Just remember, **he must count to 10 every time**.

Another game you can play is counting in your head. Ask your child, 'If I have 3 bananas, how many more do I need to have 10?'

You can let your child draw 10 things to help him find the answer. You can make up more numbers to play with. Just remember, Number 10 came to play today!




#### Play today

**Hide and seek.** One child looks for all the others. First, he must close his eyes and count to 10. While he counts to 10, the others must hide. When he finishes counting to 10, he can start looking for the others.

The last one that is found, is the next one to count to 10, while the others then hide. Remind the children that counting to 10 is supposed to take a while, so they are not supposed to count fast.

This gives everyone a chance to find a good place to hide. You can play this inside or outside.



#### Healthy Habits

Wash your hands **before** you eat.



Remember to keep it **PLAYFUL** and **FUN**. That is how children learn.