



Active learning@Home provides parents and caregivers with easy-to-do CAPS-based activities per Grade to support their children's learning at home

The m-sound

Parent Corner


Today's activities are super cool!

You are going to count things in the house like the doors, windows, tables, chairs and then you are going to talk about what shape these objects are. It will be loads of fun for you and your child.

Did you know that counting is important because all other number activities, like mathematics, science and reading use counting?

Book of the day

Mama Antelope's House is a story about someone inside Mama Antelope's House.




I wonder who it could be? Download the

book for free at:

<https://bookdash.datafree.co/books/mama-antelopes-house/>

Online Resources



FREE online applications (Apps) recognised by the Department of Basic Education (linked to the curriculum) are available.

These provide support materials in all languages for several grades.

2Enable register here:

<https://www.2enable.org/>

Also visit the DBE's Cloud at:

<https://dbecloud.org.za>

Today's colour is **pink**. Ask your child to look for **pink** things around the house. When he finds something **pink**, ask him what it is.

Learning together is FUN

Do the following activities with your child. They are linked to the work that he or she is already doing in class. In this way you help him or her to stay up to date with his or her learning.

The 'm' sound

Ask your child to make words with the 'm'-sound. Use 'mom' as an example.

Other examples of words that start with the 'm'-sound are **mug**, **man**, **mouse**, **man** and **morning**.

Only use words that start with a 'm'-sound. It is sometimes confusing when the letter is in the middle of a word.

Write down the words **mom**, **mouse** and **man** on any paper or in the sand.

Ask your child to draw the picture of each word. Ask your child if he can make a story using the 3 picture words, for example: **Mom** asked the **man** if he saw a **mouse**.




See how many more 'm'-sounds you can find together during the day.

Numbers are everywhere!

It is always fun to start with a song or a rhyme about numbers. If you don't know one and your child cannot remember one here is a link: <https://www.nurseryrhymes.org/five-little-ducks.html>.

We can count anything around us. Ask your child to look around the room and tell you the things he can see, for example chairs, table, windows or door.

Now help him to count these things. You can say: "How many chairs can you see?" You can also ask what shape and colour the thing is.



The number 7:


Ask your child to count to 7 on his fingers. If you counted 3 chairs in the room before, ask how many more chairs you need to have 7 chairs. You can do this with all the things you counted. Remember 7 is the number we are playing with today.

Play today

Balancing: Today you are going to have fun by balancing objects as well as yourselves. Draw a long, straight line on the ground. Ask your child to walk on the line with a small book on her head.

To make it fun you can say, "Let's pretend it is a bridge and if you step off the 'bridge' the crocodiles are going to eat you".

If they step off the line, make it fun to get back on the line quickly. You can make it more difficult by adding a rule that the heel of your front foot has to touch the toes of your back foot. You can also try to walk and balance something on your head.



Healthy Habits

Wash your hands **before** you eat.



Remember to keep it **PLAYFUL** and **FUN**. That is how children learn.