



Active learning@Home provides parents and caregivers with easy-to-do CAPS-based activities per Grade to support their children's learning at home


Mind maps and puzzles to learn

Parent Corner

Today in *Active Learning@Home* we are focusing on how to organize our writing by using a mind map. You are going to have fun when you teach your child some geometry skills by using the **Tangram** puzzle. Supporting your child's learning at home is important for his or her performance at school. And remember, learning can be fun.

Book of the day

Terry and Fear is a book for children dealing with fear and how fear can stop your child from achieving great things. We must teach children to be bold and to have courage when dealing with fear.



Download this book (it's for free) here:
<https://www.storyjumper.com/book/read/41125876/Terry-and-Fear#>

Online Resources



FREE online applications (Apps) recognised by the Department of Basic Education (linked to the curriculum) are available.

These provide support materials in all languages for several Grades.

2Enable register here:
<https://www.2enable.org/>

Also visit the DBE's Cloud at:
<https://dbecloud.org.za>

Learning together is FUN

Do the following activities with your child. They are linked to the work that he or she is already doing in class. In this way you help him or her to stay up to date with his or her learning.

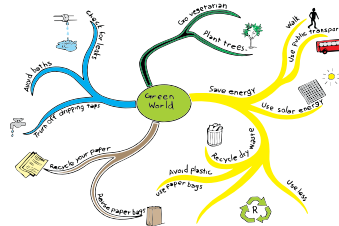
Writing using a mind map

Writing is an important part of communication between people who cannot physically meet or speak to each other. For example, this *Active Learning@Home* series is given to you through the form of writing. Today you are going to assist your child to use a mind map as a way to make her writing more organized and easy. Explain to her that a mind map is 'picture' that you draw to organize your thoughts and ideas before you write a story, an essay or a letter. It makes writing much easier. Ask her to do a mind map using the subject 'healthy habits':

This is how to do it:

1. Write the **subject** (healthy habits) in the middle, as this is the focus of your writing.
2. Next, draw branches that all link to the subject. Each branch represents only **one idea**. For example, a branch for hand washing and another one for healthy food.
3. Each branch can have smaller branches that have **smaller ideas**. For example, on the hand washing branch the smaller branches can indicate *soap, clean water, regular, 20 seconds* that link to the idea of that branch.


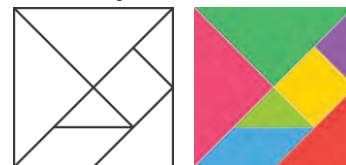
When she does the mind map, she can use words, shapes or pictures for the ideas. When she is done, ask her to look at her mind map. She can now use this mind map to write a story, or to develop a poster.



Tangram puzzles

In geometry your child needs to have geometrical knowledge, the ability to reason and use her imagination. Today, she will use (and have fun) a **Tangram** to support these skills. A Tangram is a square divided into seven pieces as can be seen in the picture. It can be arranged to match different designs.

First let her cut a square from paper or cardboard. Then draw 7 shapes inside as indicated in the picture. Next cut out each piece so that there are 7 pieces. She can colour the different pieces or draw patterns on them. When she is finished with the cutting, she needs to look at the black shapes below (or shadows) and build these (one at a time) with the seven pieces of the Tangram.




The rules are:

1. All seven parts of the Tangram must be used when creating any shape.
2. No parts of the Tangram can overlap.
3. All parts can be used upside down if needed.

Ready, steady, **have fun!**

Play today

Freeze dance party: Dancing can be **fun**, especially if it is to your child's favorite song. Dancing is a good form of exercise that improves a child's mental, emotional and physical well-being. Choose some music that your children know, or listen to songs on the radio and have them dance. Explain to everybody that if the music stops, they need to 'freeze' immediately and hold that position until the music begins again. If a player does not freeze immediately, he or she gets a penalty point. The one with the least penalty points at the end of the dance wins.



Healthy Habits

Greet with the **elbow greet** - do not shake hands



Remember to keep it **PLAYFUL** and **FUN**. That is how children learn.