


Active learning@Home provides parents and caregivers with easy-to-do CAPS-based activities per Grade to support their children's learning at home

Is it IN the box or UNDER the chair?

Parent Corner

Today in **Active Learning@Home** we are going to focus on prepositions (words like 'on', 'at', 'in' and 'under') and learn how these words work by playing a game. We will also look at how subtraction (minus) works, based on the work that your child does in school.

Book of the day



Sprouts and Beans!

is a poem about healthy eating habits and behaviour.

Download this book (it's free) here:

<https://www.storyberries.com/funny-poems-for-kids-sprouts-and-beans/>

Online Resources



FREE online applications (Apps) recognised by the Department of Basic Education (linked to the curriculum) are available.

These provide support materials in all languages for several Grades.

2Enable register here:

<https://www.2enable.org/>

Also visit the DBE's Cloud at:

<https://dbecloud.org.za>

Find the fruit

Let your child find and circle all of

A S F G A B
P E A R M A
P L U M A N
L E M O N A
E D F I G N
F H J P O A
O R A N G E

the 7 fruit words that are hidden in the letters.

The words may be hidden across or down. Have fun.

Answer: apple, pear, plum, banana, fig

Learning together is FUN

Do the following activities with your child. They are linked to the work that he or she is already doing in class. In this way you help him or her to stay up to date with his or her learning.

Prepositions

Prepositions usually describe the position of something, the time when something happens and the way in which something is done.

Words like 'at', 'for', 'in', 'after', 'on', 'over' and 'under' are prepositions. They describe things like time, place or location. For example, 'He sleeps in his bed', or 'Lunch is at one o'clock.'

First, have some fun learning prepositions. Get a chair, a ball and a cardboard box. Ask your child to place the box on the chair. Then ask her, 'Where is the box?' When she answers 'on the chair' explain to her that the word on is called a preposition, as it describes where the box is.



Next, ask her to place the ball in the box and then ask her where the ball is. Ask her to indicate which word is the preposition. Help her by asking her to find the word that tells her where the ball is (in the box). Now do the same

by asking her to place the box under the chair, and to throw the ball over the chair. Use as many examples as you can.

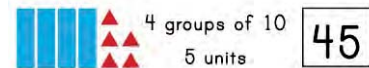


Subtraction

Today you will assist your child with **subtractions**, using groups of 10, as well as units. 'Subtraction' means that we are going to **take something away**. For example, if I have 20 apples (two groups of 10 and no unit), and give 3 (units) away (subtract), then there will be 17 apples left over (one group of 10 and 7 units).

Explain to your child that this  is the shape for 10 units (10) and this  is the shape for 1 unit.

Ask him to draw the number 45 with these shapes (4 x groups of 10 and 5 x units). It should look like this:



Next, explain to him that he needs to do a subtraction using groups of 10 and units on the same drawing. Indicate to him that he needs to draw a line to groups of 10 and units that are subtracted, and what is left over is the answer, for example, subtracting (minus) 23 from 45 (45-23).



Now let him do the following subtractions in the same manner (by drawing them first and then writing the answers in numbers):

$$45 - 12 =$$

$$45 - 30 =$$

$$45 - 24 =$$

$$45 - 41 =$$

Play today

Shop for goodness: Today we are going to pretend to shop for healthy food. Create a food shop in your house. You can do this in the kitchen with the foodstuffs already there, or you can cut out food items from a supermarket's brochure. Mark the items with different prices which are roughly the same as in a real shop. Let your child make paper money to the total value of about R200. Make it fun and ask your child to dress in your or other adults' clothes for the shopping. Explain to your child that he must spend about R200 and needs to find healthy food for the family. Do not comment on his choices while he is busy shopping. When he is done shopping, help him to unpack

the shopping bag. Discuss his choices of healthy food and why he chose certain items. Also, talk about the importance of healthy eating habits.



Healthy Habits

Greet with the **elbow greet**—do not shake hands



Remember to keep it **PLAYFUL** and **FUN**. That is how children learn.