

#MaskOn



unicef   
for every child

## CHILD & FAMILY TRACKER

Rapid Survey on Job and  
Additional Income Loss

Preliminary Findings

21-23 May 2021

Adhishree

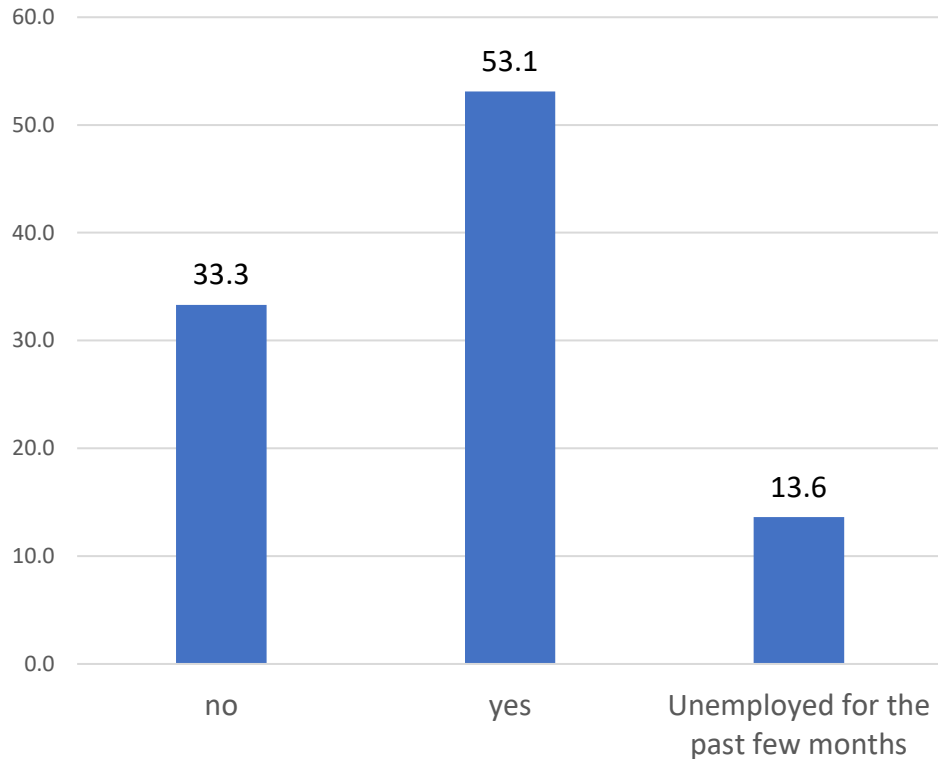
## Survey Design

- Sample size: **2,896 households** with children below the age of 18.
- 503 municipalities, 77 districts and 7 provinces
- Households are selected through random sampling from the CFT's original sample.
- Interviewed **caregivers**: 46% Female and 53% Male

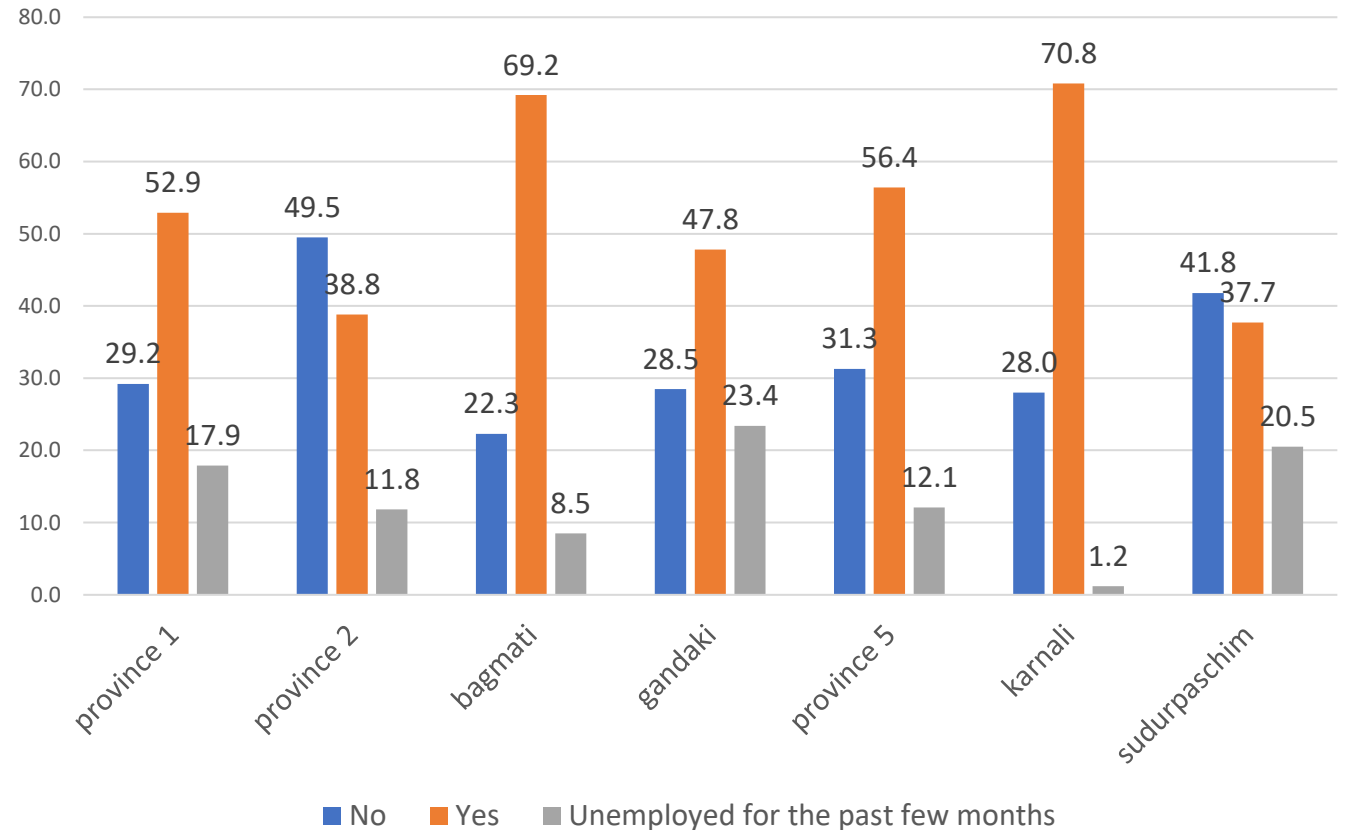
## Have you or anyone in your family lost a job in the last month or recently?

- More than 50% of respondents lost jobs within the last 30 days.
- More than 1 in 10 have been unemployed for the past months.
- Karnali and Bagmati have the highest percentage of respondents who lost jobs in the last 30 days.

% of respondents who lost jobs



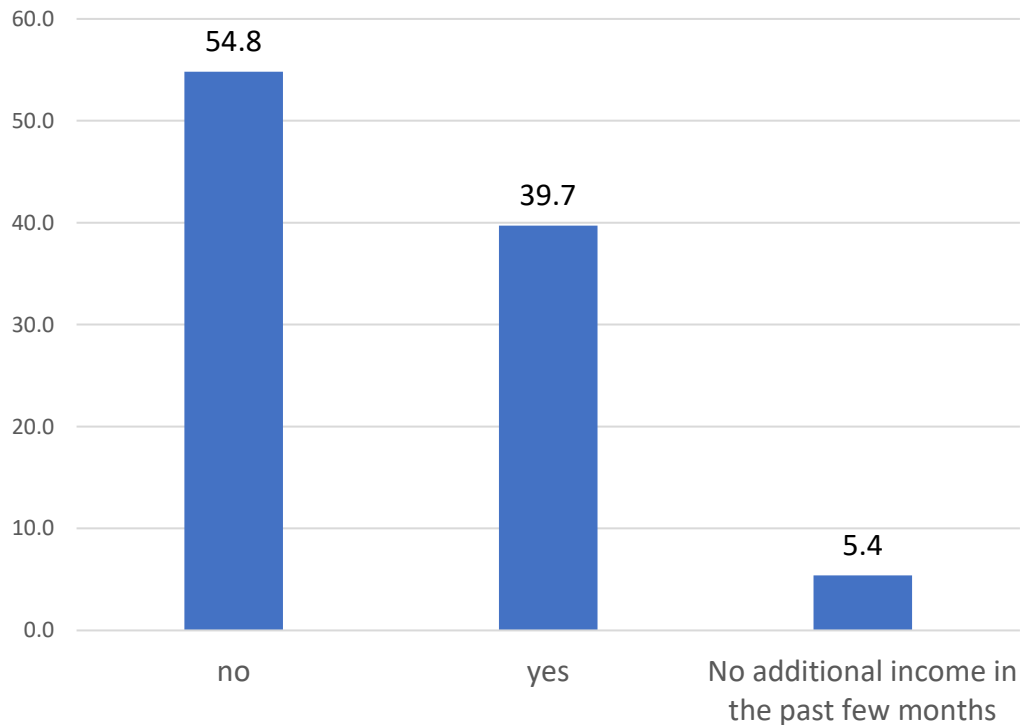
% of respondents who lost jobs by province



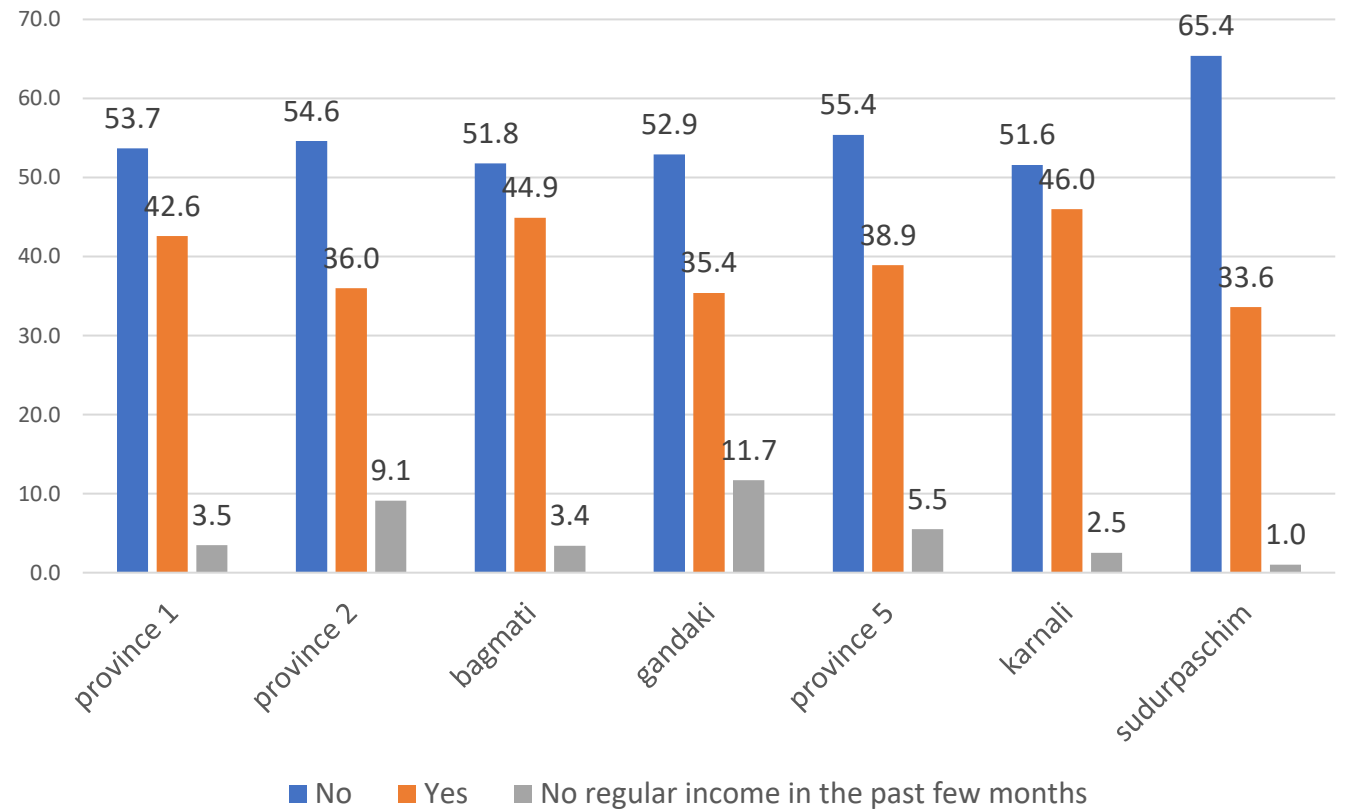
## Have you or anyone in your family lost additional income in the last month or recently?

- 40% of respondents lost additional income (renting apartments, sales, remittances and etc).
- Karnali and Bagmati have the highest percentage of respondents who income in the last 30 days.

% of respondents who lost additional income



% of respondents who lost additional income by province

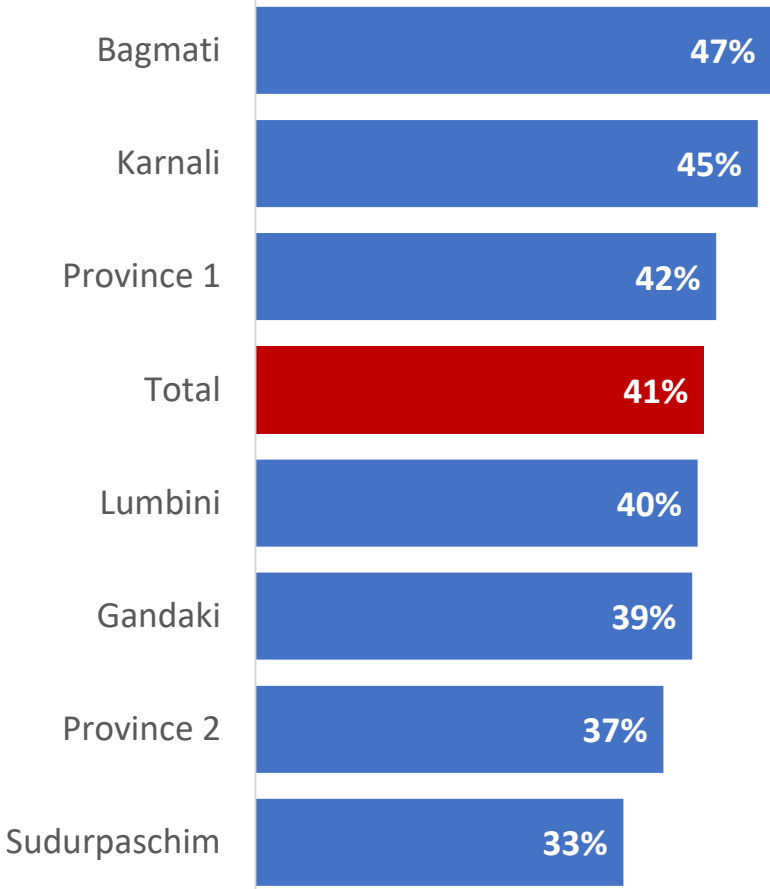


# Result of UNICEF-SHARECAST Rapid survey on Job/ Income loss

- 40 per cent reported double shocks in jobs as well as incomes.
- 71% reported shocks in either income or jobs.
- Bagmati and Karnali have the highest percentages of the respondents who lost jobs and additional income.

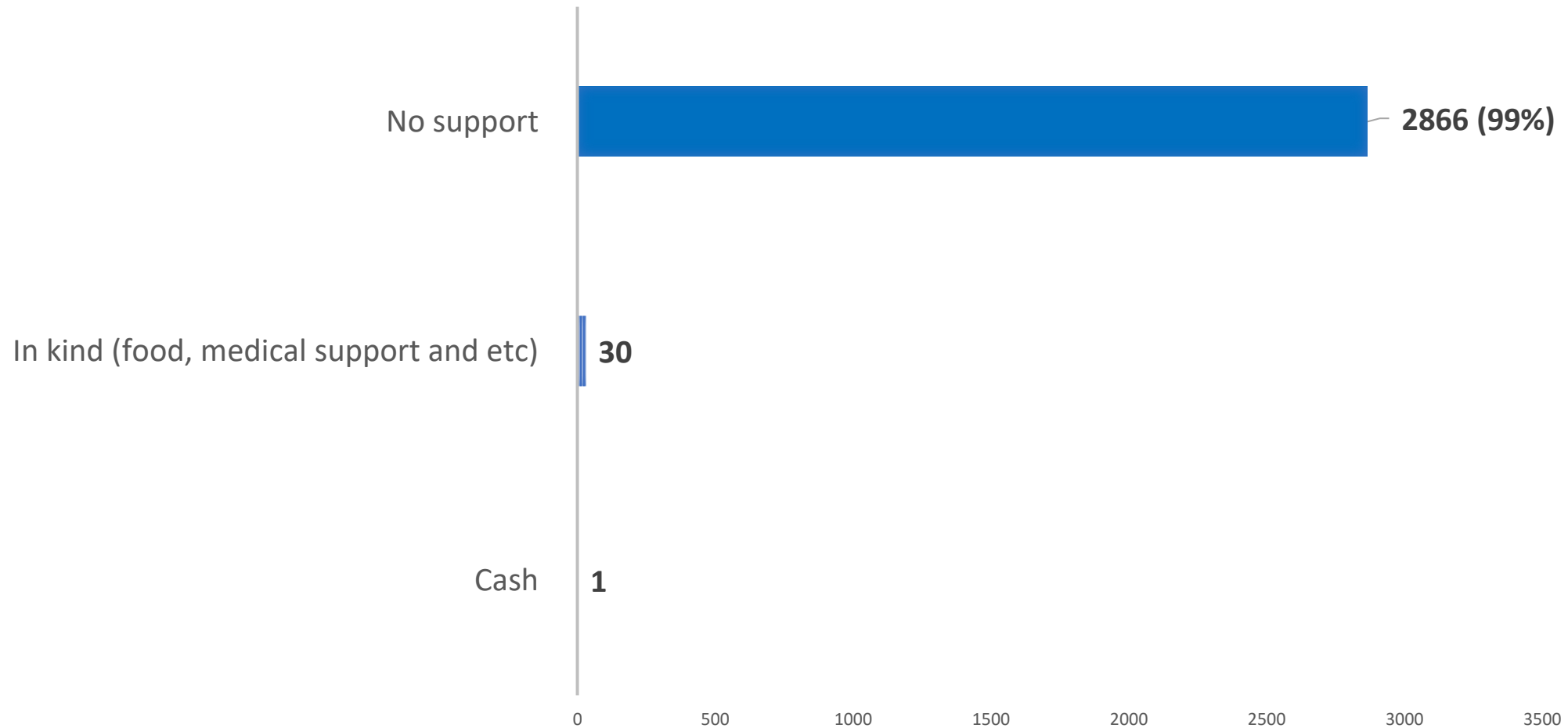
		Income loss last month				
Job loss last month	No	Yes	Already w/out income	DK/CS	All	
No	29%	3%	1%	0%	33%	
Yes	18%	<b>33%</b>	<b>1%</b>	0%	<b>53%</b>	
Already jobless	8%	<b>3%</b>	<b>3%</b>	0%	<b>14%</b>	
DK/CS	0%	0%	0%	0%	0%	
<b>All</b>	<b>55%</b>	<b>40%</b>	<b>5%</b>	<b>0%</b>	<b>100%</b>	

Cross tabulation between job losses (rows) and income losses (columns)



Per cent reporting job and income losses by Province

## Have you or any member of your family received any financial or material support from your local, provincial or federal government after lockdown?



## Social Protection/Government response

---

99 per cent reported receiving no assistance from the government since lockdown began

---

0 per cent reported receiving any cash assistance

---

1 per cent reported receiving in-kind assistance but only in Bagmati, Gandaki, Karnali and Sudurpaschim

---

Average 'value' of the transfer NPR 4000 (one respondent reported!)

---

People reported receiving basic food assistance and in some instances masks/sanitizers

---



## CONCLUSION

---

- Serious set back for vast segments of society – all are affected
- Lack of government response noted
- Urgent need for universal assistance with respect to jobs and income

