



# Copiii în contact cu legea

## Delincvența juvenilă

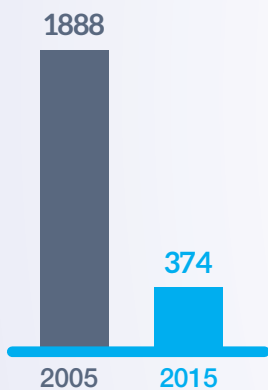


Numărul total al copiilor care au comis infracțiuni în anul 2015 a constituit **1438 copii**

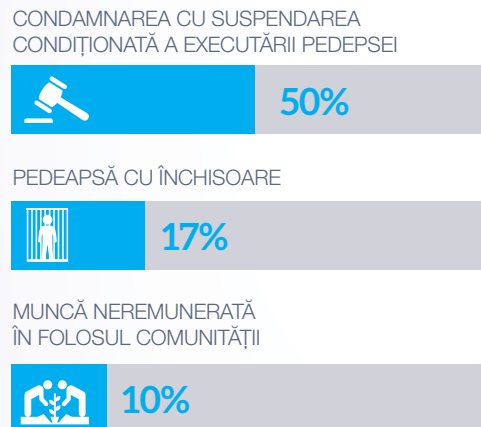


## Copii condamnați

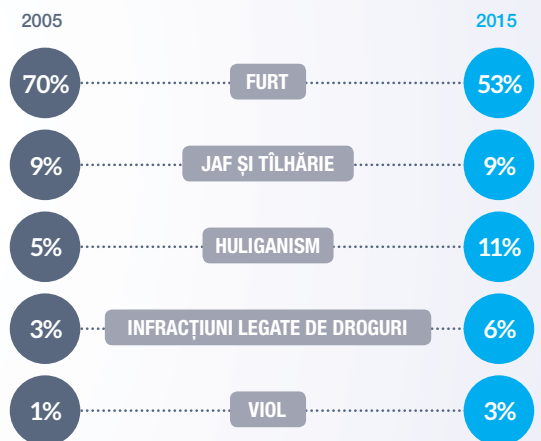
Numărul copiilor condamnați s-a redus de **cinci ori**.



### TIPURI DE SANȚIUNI APLICATE COPIILOR ÎN 2015



### REPARTIZAREA COPIILOR CONDAMNAȚI DUPĂ TIPUL INFRAȚIUNII



## Infracțiuni comise împotriva copiilor

Numărul infracțiunilor comise împotriva copiilor a crescut de la **653** în 2010 la **1334** în 2015.



**64%** din infracțiuni au fost comise împotriva băieților, **36%** – împotriva fetelor



## Accidente rutiere

În 2015 au suferit 402 copii sau

**cîte un copil în fiecare zi**

### NUMĂRUL COPIILOR CARE AU SUFERIT ÎN URMA ACCIDENTELOR RUTIERE



În decursul perioadei 2010-2015 în total au suferit **3336 copii**, inclusiv 182 au decedat, iar 3154 – au suferit leziuni corporale.





# Children in contact with law



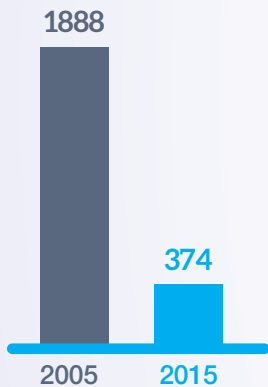
## Juvenile delinquency

The total number of children who committed offences in 2015 constituted **1438 children**

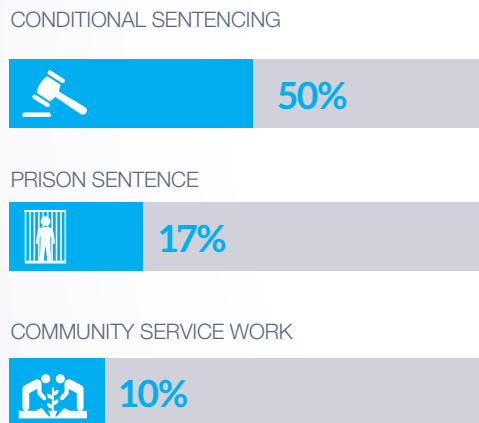


## Sentenced children

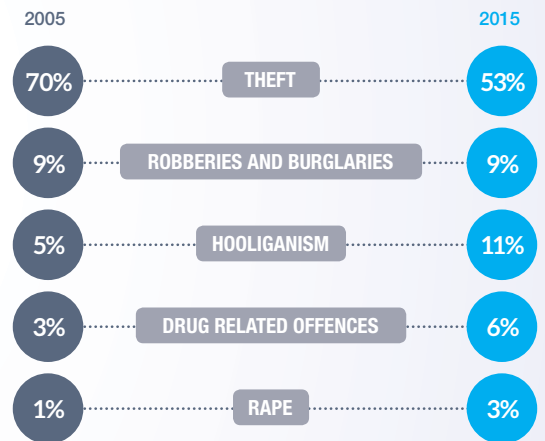
Number of convicted children decreased **fivefold**.



### KEY PUNISHMENT MEASURES IN 2015



### DISTRIBUTION OF CONVICTED CHILDREN, BY TYPE OF OFFENCES



## Crimes committed against children

The number of crimes committed against children increased from **653** in 2010 to **1334** in 2015.



**64%** of crimes are committed against boys, **36%** against girls



## Road accidents

In 2015 suffered 402 children or **one child every day**

### NUMBER OF CHILDREN WHO SUFFERED IN ROAD ACCIDENT



During 2010-2015 a total of **3336 children** have suffered, including 182 died and 3154 were injured.