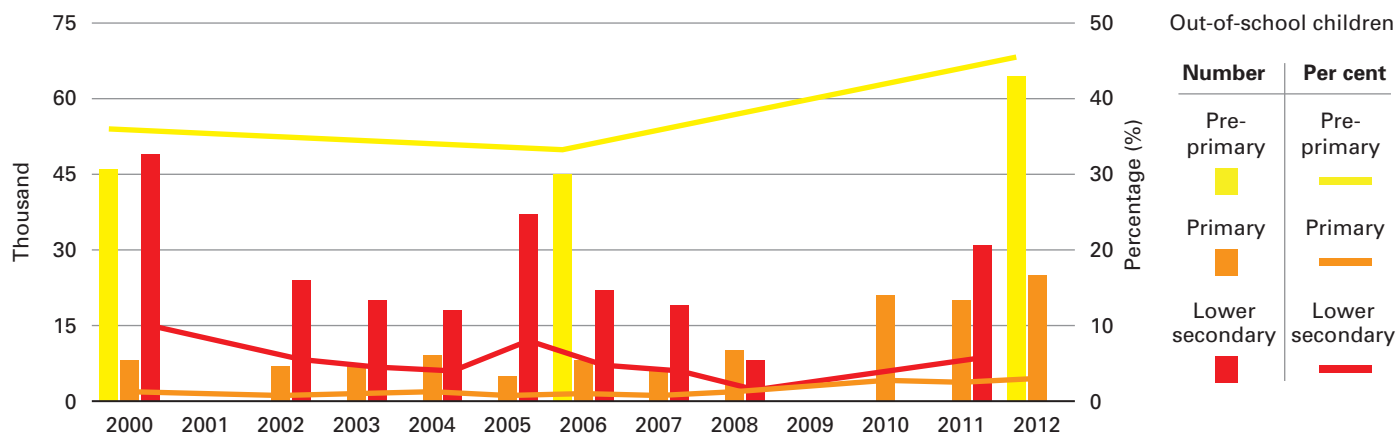


1. Numbers and percentages of out-of-school children (2000-2012)¹

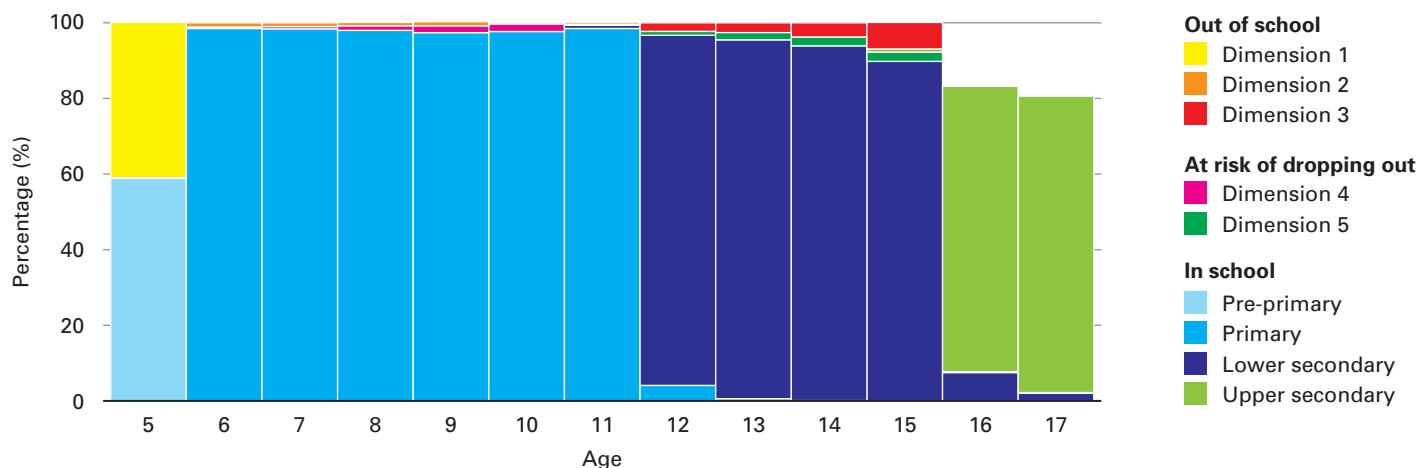


Pre-primary out-of-school rates still high

Primary out-of-school rates higher in recent years

Lower secondary out-of-school rates fluctuate

2. The Five Dimensions of Exclusion²

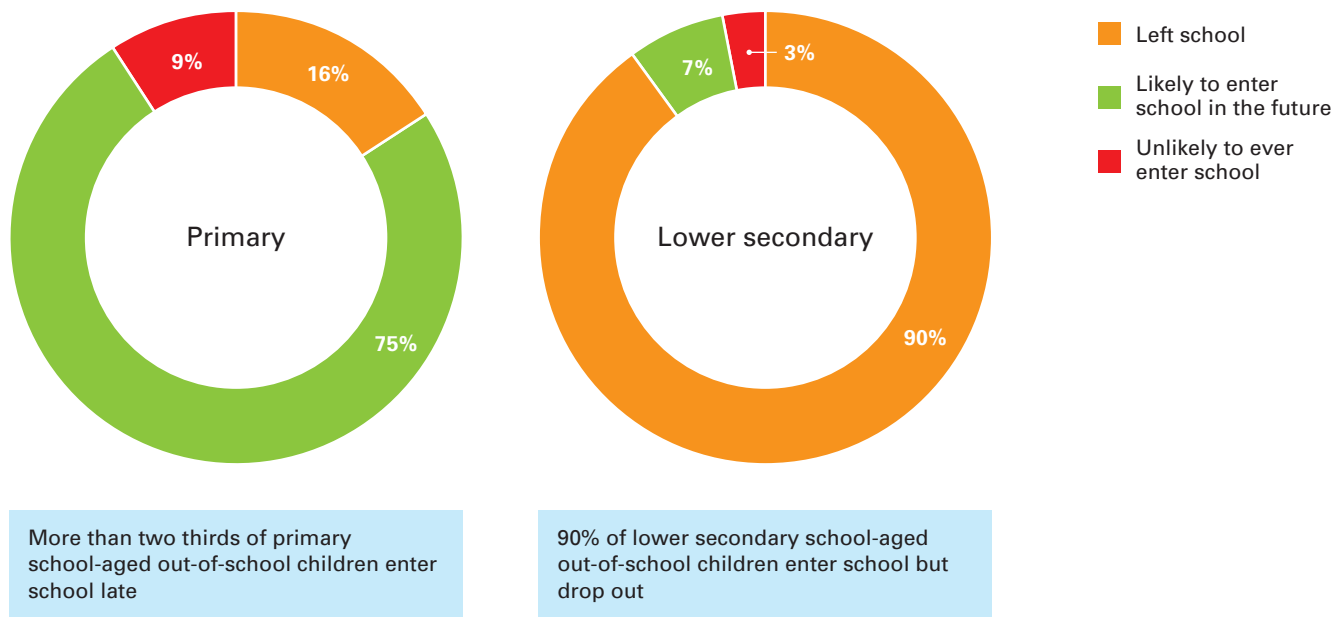


Dimensions of Exclusion	Dimension 1	Dimension 2	Dimension 3	Dimension 4	Dimension 5
	Children of pre-primary school age who are not in pre-primary or primary school	Children of primary school age who are not in primary or secondary school	Children of lower secondary school age who are not in primary or secondary school	Children who are in primary school but at risk of dropping out	Children who are in lower secondary school but at risk of dropping out
#/% of children excluded	45,862 41%	9,661 1%	21,234 4%	25,470 3%	28,313 6%

¹ UNESCO Institute for Statistics (UIS).

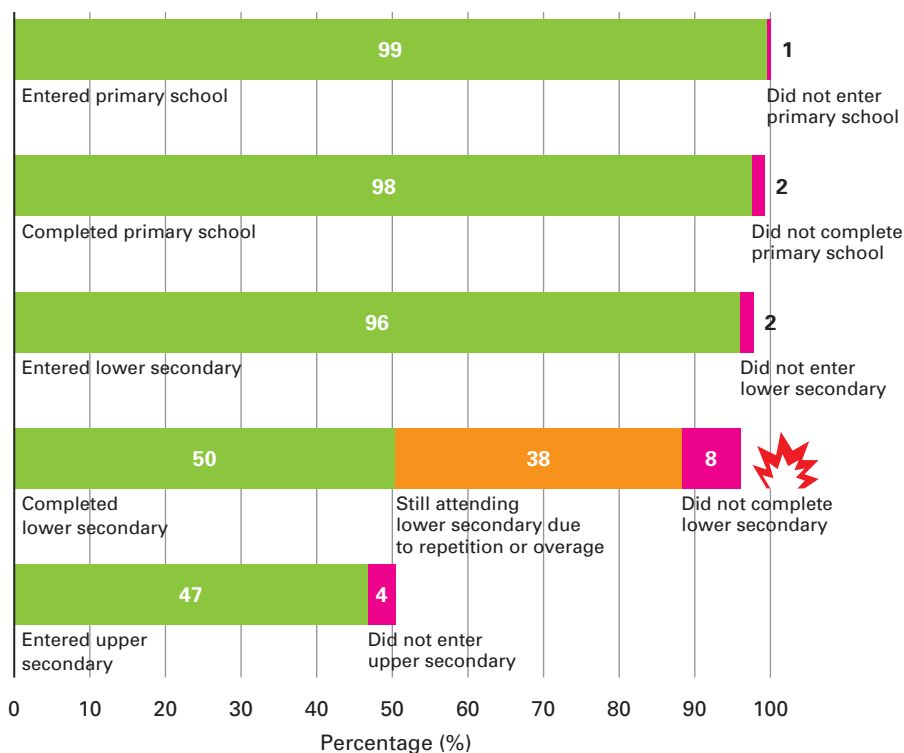
² Calculated from Education Management Information System (EMIS) 2012. Refugees and stateless persons are excluded from the statistics.

3. Classification of the out-of-school population (Dimensions 2 and 3) by school exposure³



4. Schooling pathways of school aged children⁴

Reference population: upper secondary age (16-17 years old)

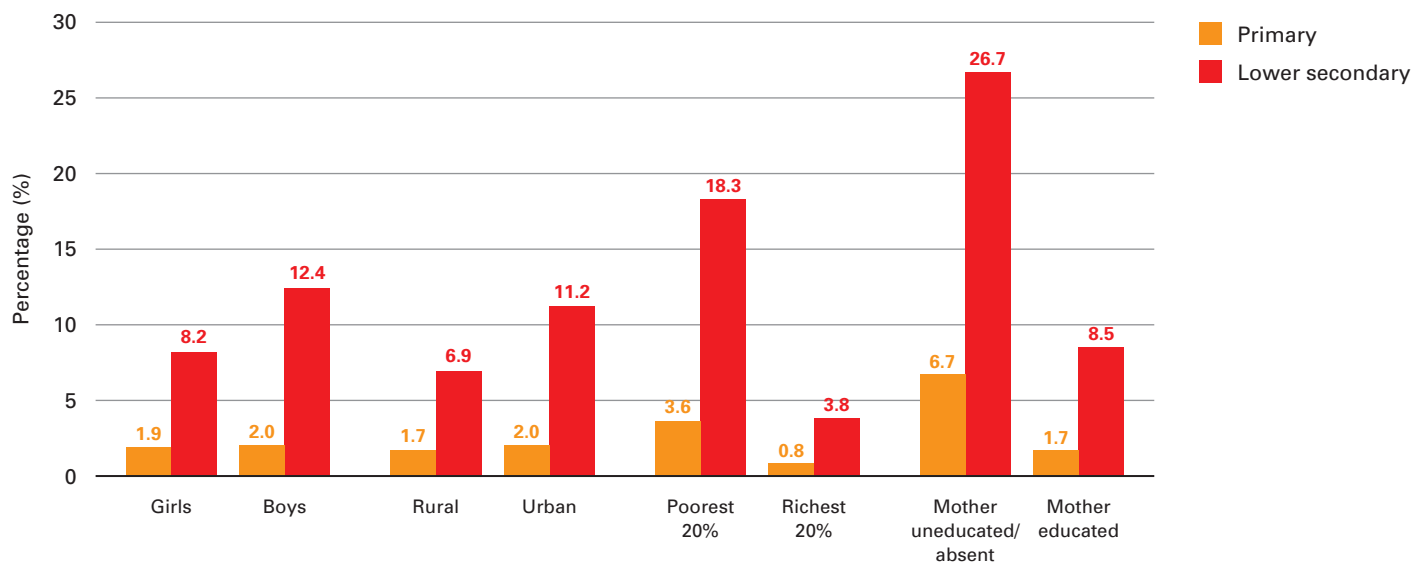


Lower secondary students are twice as likely to have more than 31 absent days in a school year, which increases the risk of dropout

³ Demographic and Health Surveys (DHS) 2007 / United Nations Population Division. Data collated by UIS.

⁴ Calculated from DHS 2012.

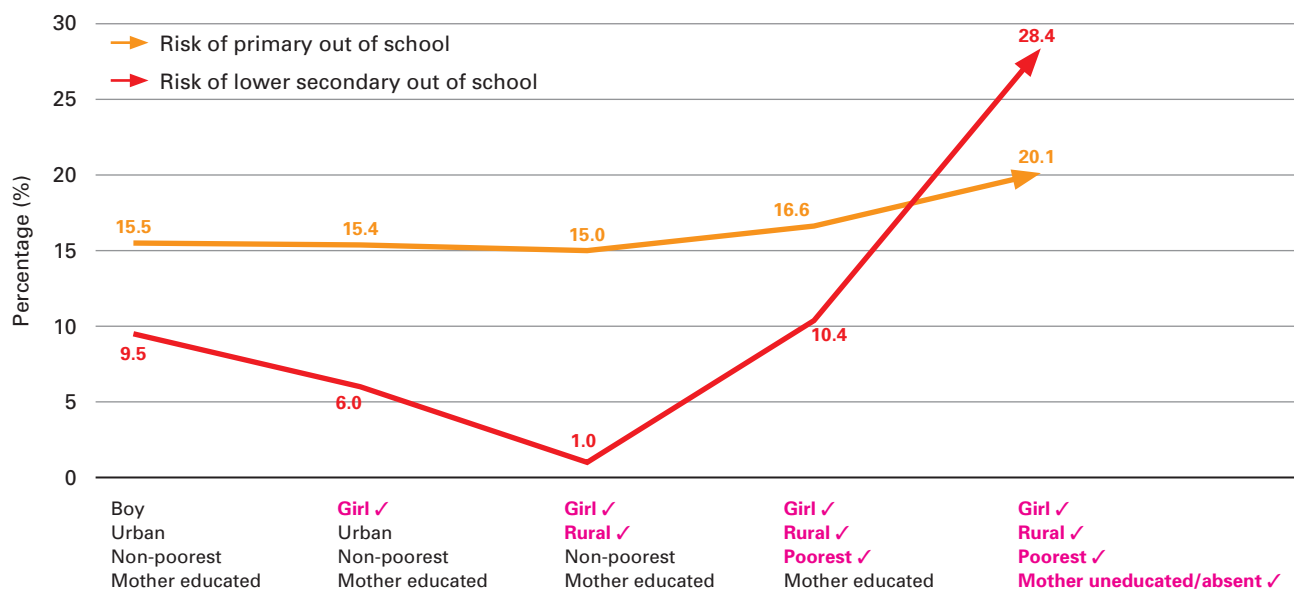
5. Out-of-school children by background characteristics (Dimensions 2 and 3)⁵



Out-of-school rates are higher for boys and urban children if they are of lower secondary school age

Out-of-school rates are much higher for the poorest children and children whose mothers are uneducated or absent

6. Cumulative out-of-school risk related to combined characteristics⁶

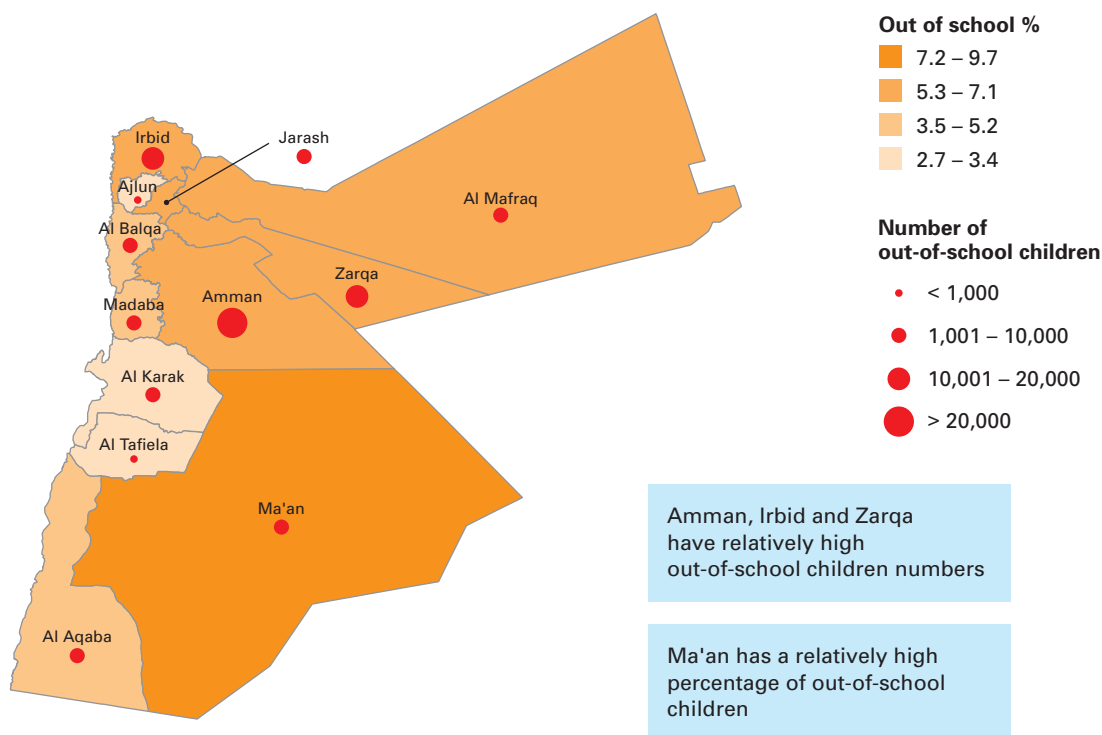


Household wealth and mother's education play important roles in school attendance. At lower secondary school age, a child with all four risk characteristics is 2 times more likely to be out-of-school.

⁵ Calculated from DHS 2012. Uneducated mothers refer to those not finishing any formal education.

⁶ Calculated from DHS 2012 using multivariate logit regressions. Marginal effects are presented.

7. Out-of-school children (Dimensions 2 and 3) by governorate⁷



8. Barriers and policies/strategies⁸

Policies/strategies

The Ministry of Education, the National Council for Family Affairs, the Education Reform Support Program, and the Queen Rania Teacher Academy work together on revising current education policies

The second phase of the National Educational Reform Project has started to enhance the quality of education.

Barriers

I work in nearby farms to help my mother sustain our family life.

Boy from DerAla

The school is located far away from my home and I don't have the money to send my child to a kindergarten by bus.

Mother from Jezza

My child refused to go to school because of the attitudes and behaviours of his classmates.

Iraqi refugee parent

I decided to quit my school because I see so many university graduates around me who do not even have work.

Dropout from Ramtha

⁷ Calculated from DHS 2012.

⁸ Extracted from survey and policy reports published between 2011 and 2012.