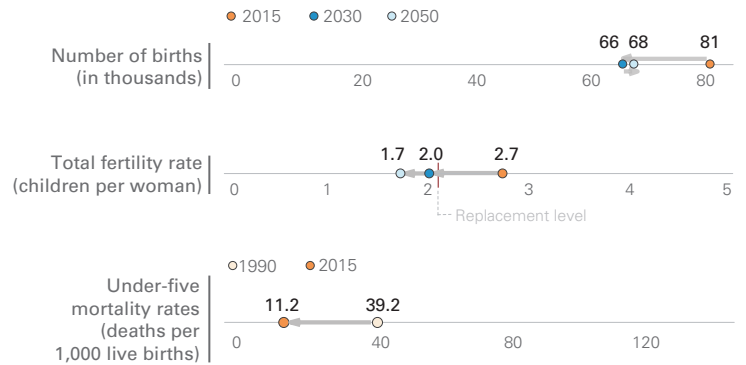
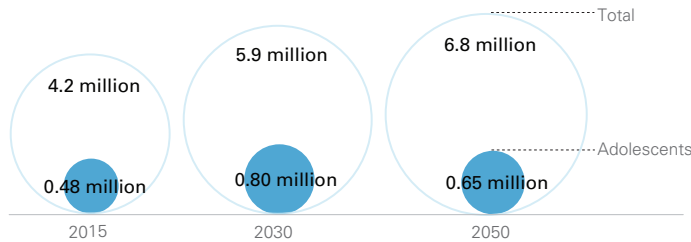


# Oman

## MENA GENERATION 2030 COUNTRY FACT SHEET

### DEMOGRAPHIC PROJECTIONS

Number of total population and adolescents (10-19 years), 2015, 2030 and 2050 (in millions)



### THE PROSPECT OF A DEMOGRAPHIC DIVIDEND

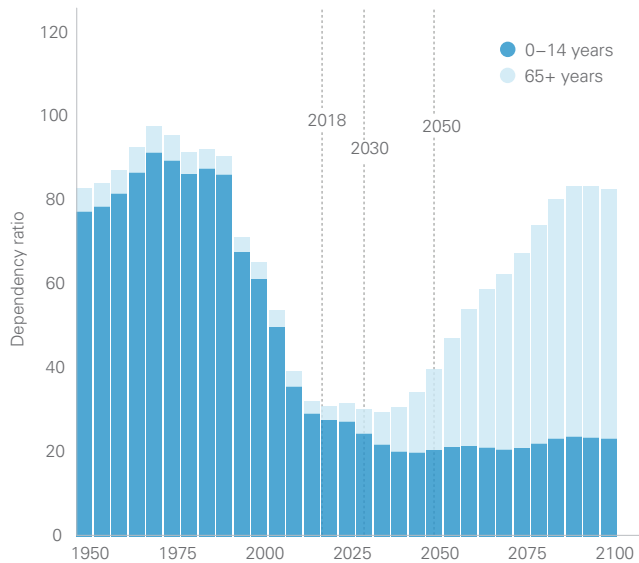
**Early-dividend** (as of 2015)

The most urgent policy priorities:  
Equipping adolescents and youth with the skills they need to make an effective transition from school to work.

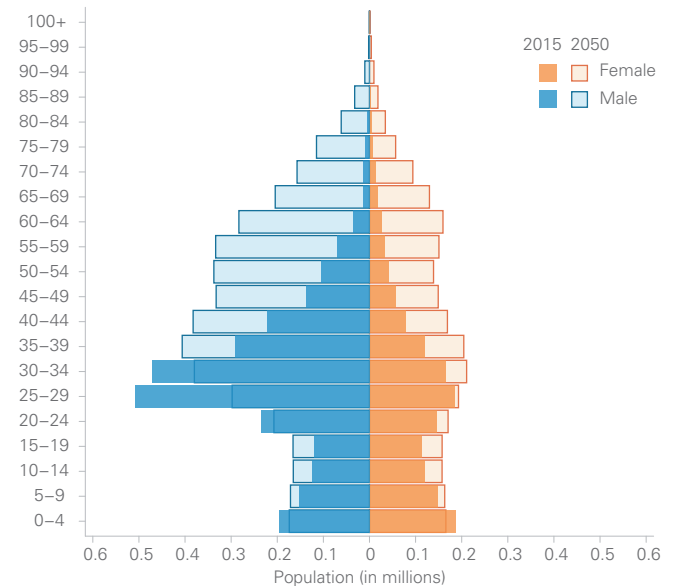
Prerequisites for realizing the window of opportunity for accelerated economic growth offered by this demographic dividend:

- Political and social stability
- Inclusive and equitable economic and social policies
- Expanded employment opportunities

Composition of the total dependency ratio (child dependency ratio and old-age dependency ratio), 1950-2100

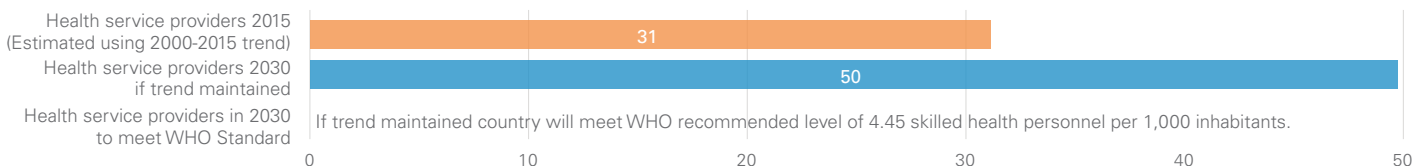


Population by age and sex, 2015 and 2050



### HEALTH SERVICE PROVISION

Number of health service providers (doctors, nurses and midwives) for each scenario (in thousands)

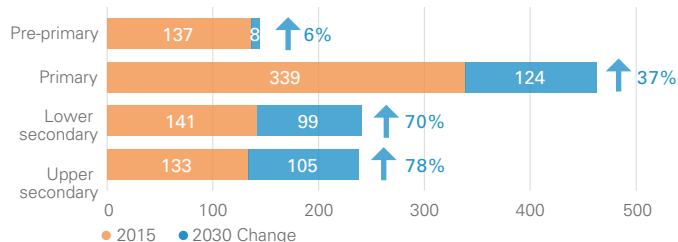


## EDUCATION SERVICE PROVISION

### Increase in and composition of the school age population

By 2030, Oman will face a 45 per cent increase in school-age population (aged 5-17), resulting in the need for approximately 0.3 million additional students to be accommodated in the education system.

Quantitative/proportional change in school-age population between 2015 and 2030 (in thousands)



Assumption: Population growth follows the trend projected by the United Nations Department of Economic and Social Affairs (UN DESA)

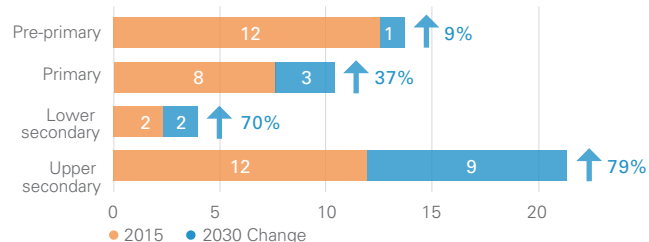
### Most urgent policy priorities

Ensuring access to quality education opportunities, nurturing the skills required to realize the full potential as productive members of the economy and society.

### Increase in out-of-school children

If Oman does not address this additional influx of children and adolescents into the education system in an adequate manner, additional 15 thousand children (aged 5-17), reflecting 44 per cent increase, may be out of school.

Quantitative/proportional change in out-of-school children between 2015 and 2030 (in thousands)



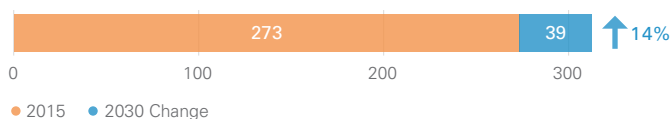
Assumption: Out-of-school children rate, i.e. percentage of the total school age population out of school, from 2015 remains the same until 2030.

## SCHOOL TO WORK TRANSITION

### Increase in and composition of the youth labor force

By 2030, Oman will face a 14 per cent increase in the youth labor force (aged 15-24) compared to 2015, and hence 39 thousand new entrance into the labor markets.

Quantitative/proportional change in the youth labor force between 2015 and 2030 (in thousands)



Assumption: Labor force participation rate for both, men and women, follows the trend projected by the International Labor Organization (ILO)

### Most urgent policy priorities

Ensuring (1) the supply of qualified workforce through education systems that are adjusted to labor market requirement, and (2) the demand of the economy through creating new jobs for these new labor force entrance.

### Increase in unemployed youth

If Oman does not take advantage of this additional influx of youth into the labor market in an adequate manner, additional 18 thousand youth (aged 15-24), reflecting 14 per cent increase, may be unemployed.

Quantitative/proportional change in unemployed youth between 2015 and 2030 (in thousands)

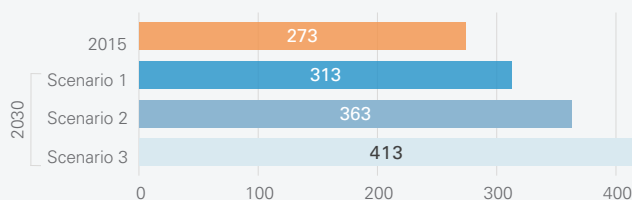


Assumption: Youth unemployment rate, i.e. percentage of the total youth population unemployed, from 2015 remains the same until 2030.

### BOX 1 / Female youth labor force participation

Number of youth labor force in 2015 and 2030 under different scenarios (in thousands)

- Scenario 1 – youth labor force participation for both men and women follows ILO projection for 2030
- Scenario 2 – youth labor force participation for men as in scenario 1, while for women increase to close the gender gap by half;
- Scenario 3 – youth labor force participation for men as in scenario 1, while for women increase to close the gender gap by full



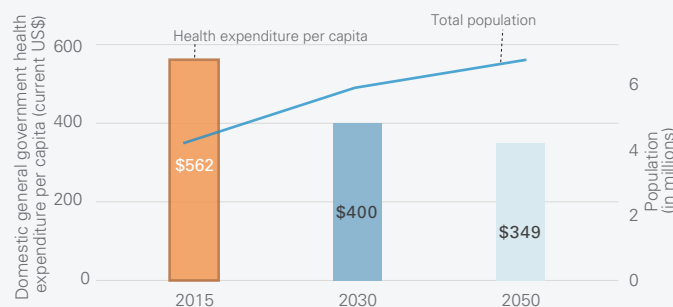
### Most urgent policy priorities

Ensuring (1) the supply of qualified workforce through education systems that are adjusted to labor market requirement, and (2) the demand of the economy through creating new jobs for these new labor force entrance.

### BOX 2 / Government health expenditure

A growing population requires the increase in total health expenditure to even maintain the status quo. This charts shows the resulting health expenditure per capita for 2030 and 2050 if the total expenditure would remain at the level of 2015.

Domestic general government health expenditure per capita (current US\$) and total population (in millions) under assumption of constant 2015 total expenditure



- See the full report for more details, sources and additional explanations: <https://www.unicef.org/mena/reports/mena-generation-2030>

- All population projections based on 2017 revision of World Population Prospects (United Nations Population Division). Current and future crises and refugee movements may alter these projections for single countries significantly.