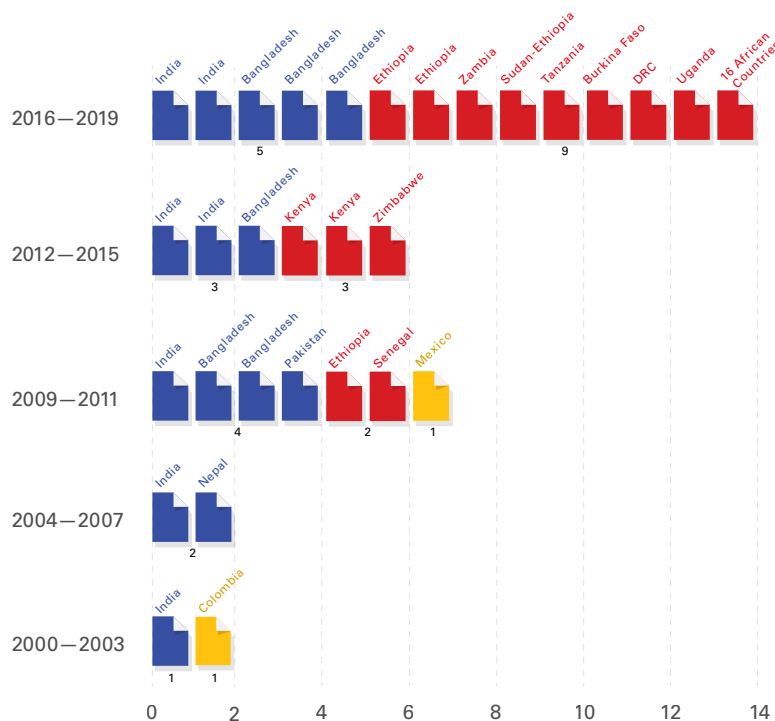


Evolution in the evidence base on child marriage 2000—2019



Countries represented in studies of child marriage

This map is stylized and not to scale. It does not reflect a position by UNFPA or UNICEF on the legal status of any country or area or the delimitation of any frontiers.



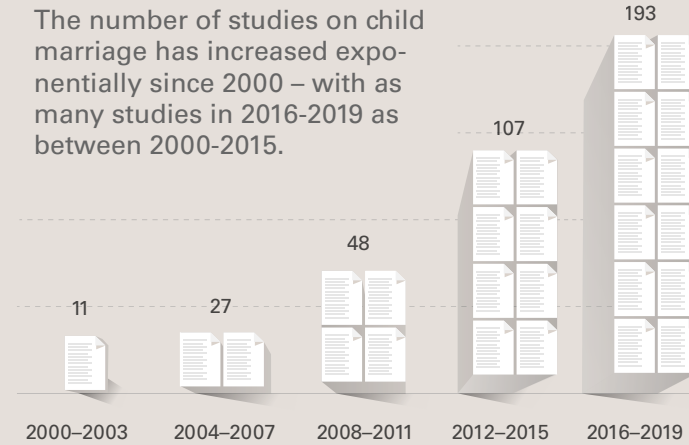
2000—2019

Evolution in Number of Programme Evaluations on Child Marriage Prevention 2000—2019

- Sub-Saharan Africa
- South Asia
- Latin America

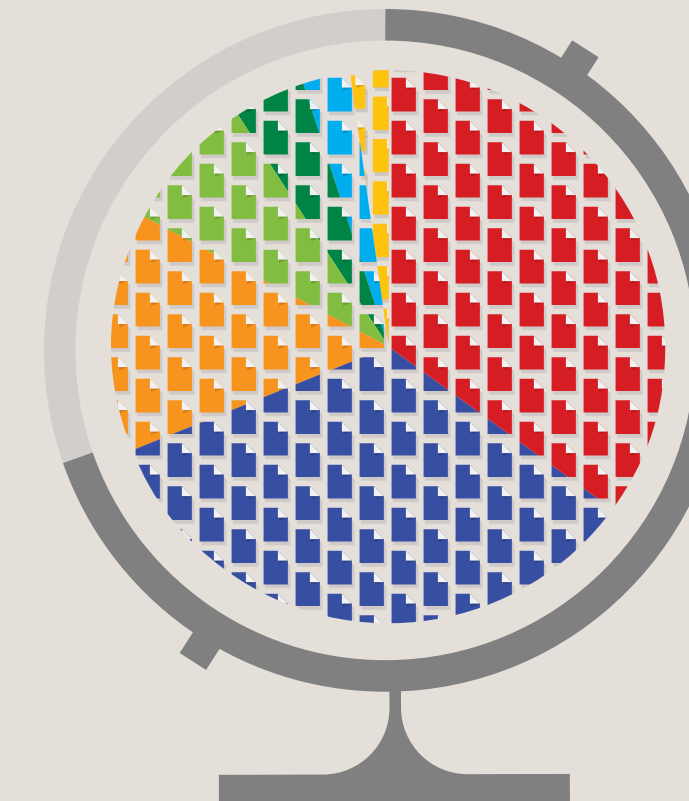
Volume

The number of studies on child marriage has increased exponentially since 2000 – with as many studies in 2016-2019 as between 2000-2015.

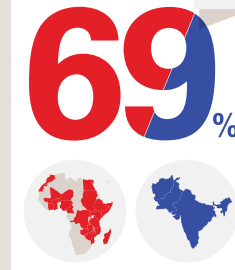


Topics

Despite the radical increase in studies, the distribution across topics covered has not shifted much over 2000-2019.



Regions



69% of all studies 2000-2019 cover the two regions with the highest prevalence and burden of child marriage: Sub-Saharan Africa and South Asia.

Proportion of studies on child marriage 2000-2019, per region

| | |
|---------------------------------|-----|
| Sub-Saharan Africa | 35% |
| South Asia | 34% |
| Multi-Region | 14% |
| Middle East and North Africa | 8% |
| Eastern Europe and Central Asia | 4% |
| East Asia and the Pacific | 3% |
| Latin America | 2% |