

Humanitarian Response for Children Inside Ukraine

Factsheet No. 8 (July 20 - August 3)

Ukraine situation

6.6 million people currently internally displaced in Ukraine (IDP)
IOM Ukraine Internal Displacement Report, Round 7, 23 July 2022

3 million children in need in Ukraine
UNICEF HAC as of April 11 2022

15.7 million people in Need in Ukraine
UNICEF HAC as of April 11 2022

1.65 million children targeted by UNICEF Response in Ukraine
UNICEF HAC as of June 20 2022

Ukraine Programme Targets and Results for 2022¹

Results from previous reporting period █ Increase during current reporting period █

Health and Nutrition

children and women accessing primary health care in UNICEF-supported facilities

Target: 3,000,000 Total results: 3,987,013²

Child Protection, Gender Based Violence and Prevention of Sexual Exploitation and Abuse

children and caregivers accessing mental health and psychosocial support

Target: 1,000,000 Total results: 1,463,018²

women, girls and boys accessing GBV/VAC response interventions

Target: 100,000 Total results: 52,446

Social Protection

of households reached with UNICEF funded multi-purpose humanitarian cash transfers

Target: 265,000 Total results: 88,200

Water, Sanitation and Hygiene

people accessing a sufficient quantity of safe water for drinking and domestic needs

Target: 3,570,000 Total results: 3,457,252

Education

children accessing formal or non-formal education, including early learning

Target: 800,000 Total results: 400,313** (122,675 boys, 225,454 girls)

children accessing psychosocial support, social and emotional learning, or life skills education

Target: 50,000 Total results: 29,825

¹ Updates on programme-related targets are collected and reported on a fortnightly basis, aligned with SitRep reporting. Factsheets thus reflect this fortnightly results reporting.

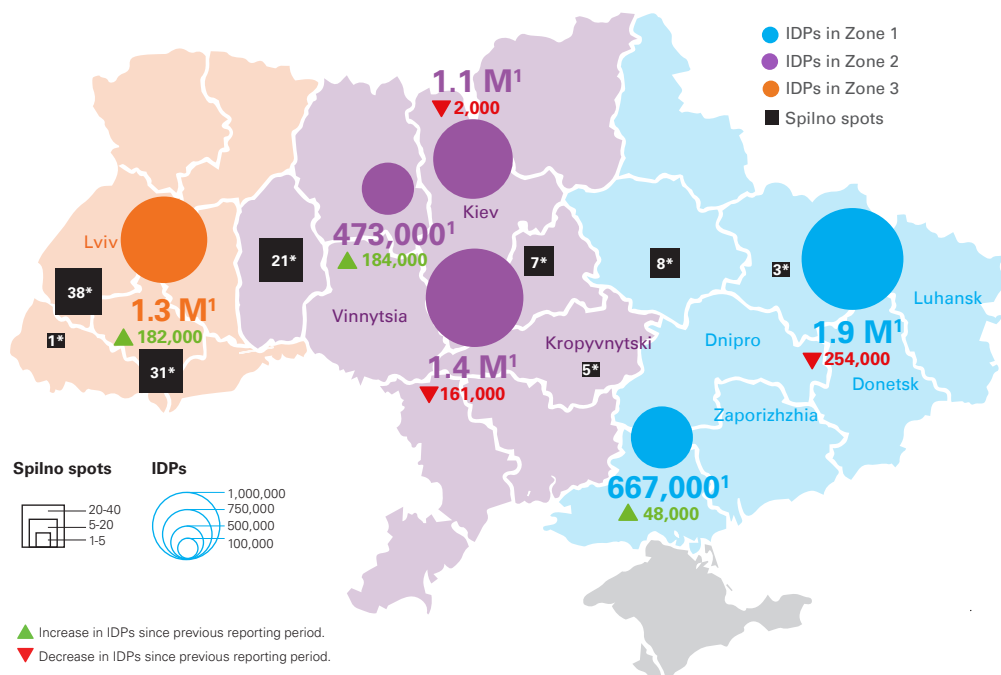
² This result is calculated based on the delivery of supplies from UNICEF to implementing partners.

³ Overachievement reported on both indicators is mainly due to under-estimation of target at the planning stage, to be adjusted in a future revision. The revision will be undertaken in August, aligned with the review of the Flash Appeal.

** Education results have been corrected downward by removing 'adults', thus the decrease compared to the previous SitRep and Factsheet.

as of July 26 2022

UNICEF Spilno Spots



Spilno spots

In the reporting period, UNICEF has expanded its network of outdoor child-friendly spots, with new Spilno locations launched in Zhytomyr, Bila Tserkva, Odesa, Borodyanka and Makariv. Placed in the areas that have been previously severely affected by the armed hostilities, the spots in Borodyanka and Makariv, in particular, play an essential role in offering MHPSS services to the local communities. On average, 100 children and caregivers visit each spot daily. UNICEF has 150 outdoor and indoor Spilno locations and 70 mobile Spilnos providing services.

UNICEF is leveraging its technical expertise to have cross sectoral programming in "Spilno Spots" that are being set up across Ukraine to support children affected by the war. Spilno means "together" in Ukrainian. A Spilno spot is a center for connecting children with child protection services (including mental health and psycho-social support), learning, first aid and referrals for additional health services, and registration for humanitarian cash assistance.

150 Operational Spilno spots


70 Operational Mobile Spilno service

¹ The figures represent IDP variation estimates as per IOM's July 23 2022 survey (7th round).

* The figures are approximate estimates of Operational Spilno spots per oblast and do not reflect all the 150 Spilno spots. The precision of these figures will increase as UNICEF's monitoring and reporting mechanisms are put in place within newly-established Spilno spots.

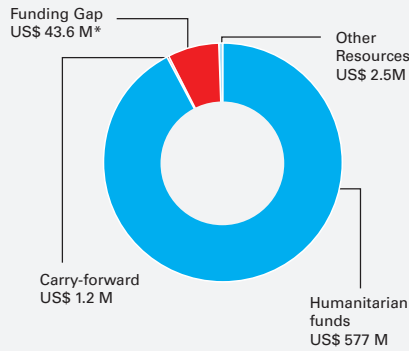
Funding

Funds required



as of July 26 2022

UNICEF Appeal 2022 US\$ 624.2 M



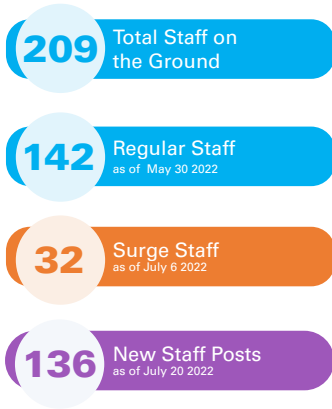
*The overall HAC funding gap status does not represent gaps by sector. The overall funding gap of US\$43.6 million is based on funds available against the total requirement (US\$580.7 million). However, the UNICEF sectoral need for Social Protection remains with a funding gap of US\$94.4 million for 2022.

Top 10 public sector donors for UNICEF's Ukraine response

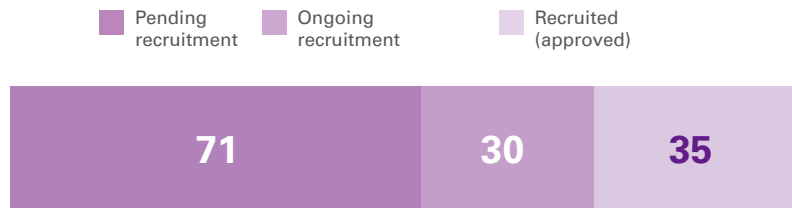
United States	US\$ 90.1 M
Japan	US\$ 24.2 M
European Commission/ECHO	US\$ 10.92 M
CERF	US\$ 10.0 M
Norway	US\$ 7.05 M
Italy	US\$ 6.74 M
Sweden	US\$ 6.22 M
Austria	US\$ 4.49 M
Republic of Korea	US\$ 4.0 M
Denmark	US\$ 3.88 M

GRAND TOTAL US\$ 167.6 M

Human Resources




Scaling-up UNICEF capacity for the response - New recruitments



Total: 35 New staff members were recruited (approved).

as of July 28 2022

Supply*



as of July 26 2022

*There was no updated data by the time of reporting. An update will be provided during the next iteration of the factsheet.

Partners

UNICEF has engaged with nearly **92 Government and civil society** partners for UNICEF-supported response actions across all of Ukraine.

UNICEF has signed **US\$ 28.9 M** worth of new implementing partnership agreements for Ukraine since March 1 2022.

as of July 26 2022

CONTACT:

Manuel Fontaine
Director of Emergency Programmes
UNICEF Headquarters
Email: mfontaine@unicef.org

Afshan Khan
Regional Director
UNICEF Regional Office for Europe and Central Asia
Email: akhan@unicef.org

Murat Sahin
Representative
UNICEF Ukraine Country Office
Email: msahin@unicef.org