

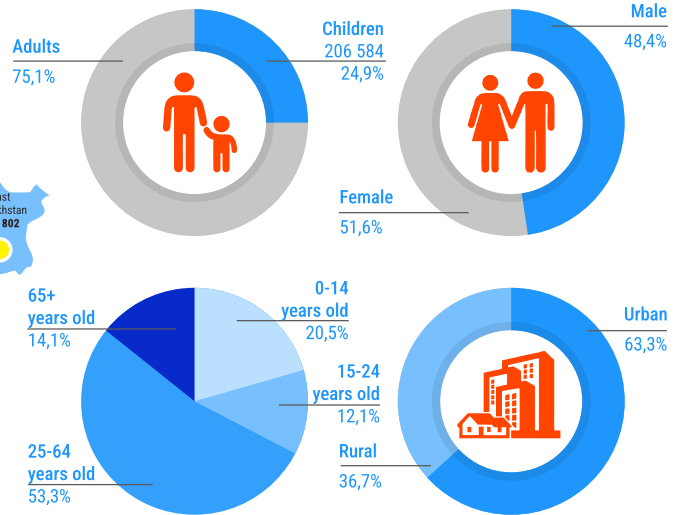
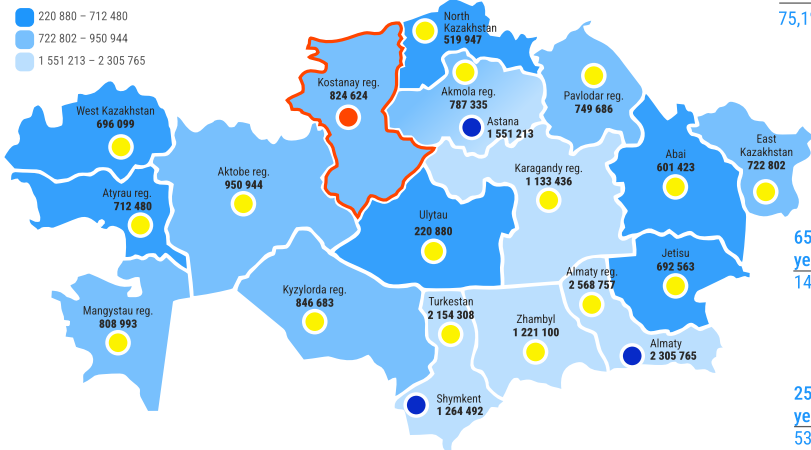


SOCIO-ECONOMIC PROFILE

KOSTANAY REGION, KAZAKHSTAN | 2025

DEMOGRAPHY

Distribution by number, age, and local type

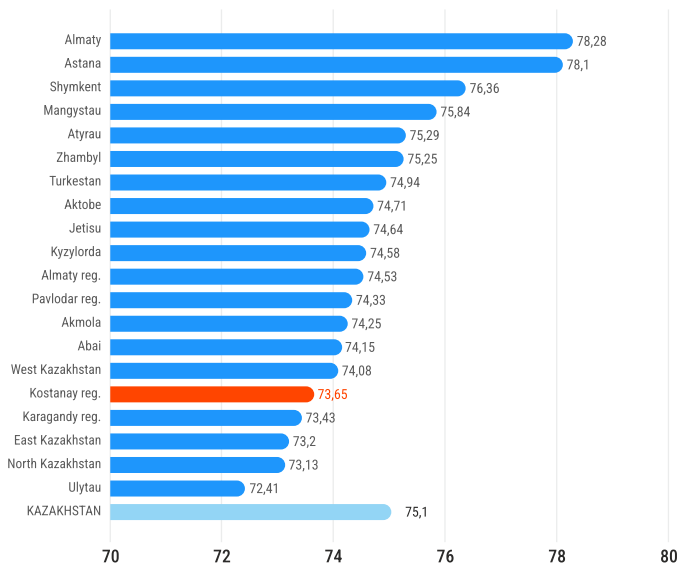


*Source: Socio-Economic Development of the Republic of Kazakhstan 2025, BNS

Kostanay Region is located in the north of Kazakhstan and occupies an area of 196,000 square kilometers. The region borders five regions of the Republic of Kazakhstan (Aktobe, Karaganda, Ulytau, Akmola, and North Kazakhstan) and three regions of the Russian Federation (Orenburg, Chelyabinsk, and Kurgan). The administrative center of the region is the city of Kostanay. The region includes 4 cities, 16 districts, 130 rural districts, and 8 settlements. Kostanay Region is characterized as an industrial-agrarian region. In the national volume, the region accounts for 100% of the production of iron ore pellets, bauxite, and asbestos. There are about 300 small rivers within the region. The largest rivers are the Tobol and the Torgai. The region contains more than 5,000 lakes.



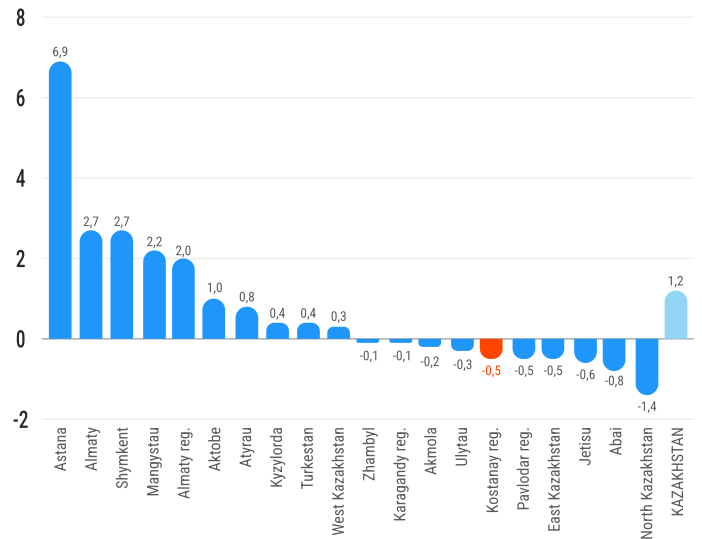
Life expectancy in 2023



* Source: Demographic Yearbook of Kazakhstan 2024, NSC



Total Population Growth: May 2025 / May 2024



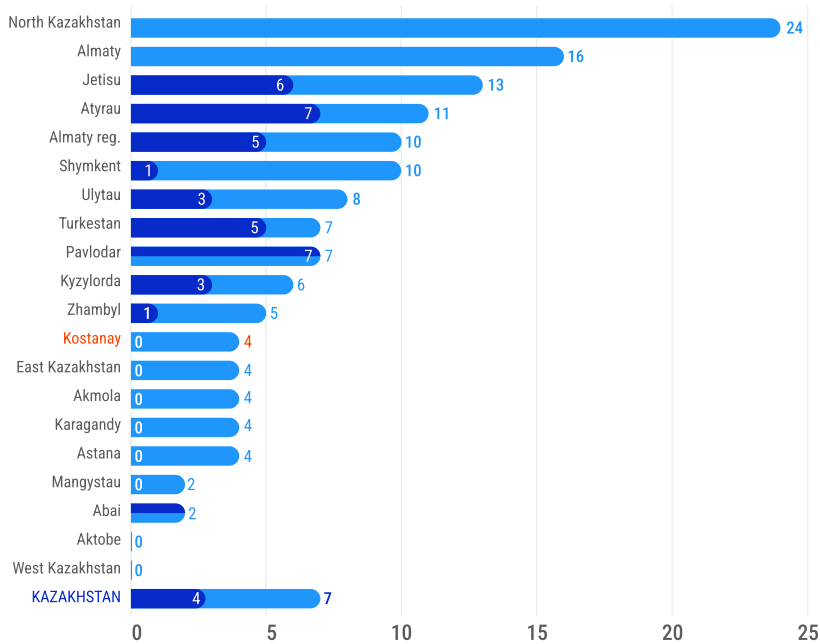
* Source: Socio-Economic Development of the Republic of Kazakhstan 2025, BNS



The region recorded a slight population decline of 0.5% in May 2025 compared to May 2024. Life expectancy at birth ranked 16th in the country and stood at 73.65 years in 2023.


HEALTH AND NUTRITION

Child Mortality



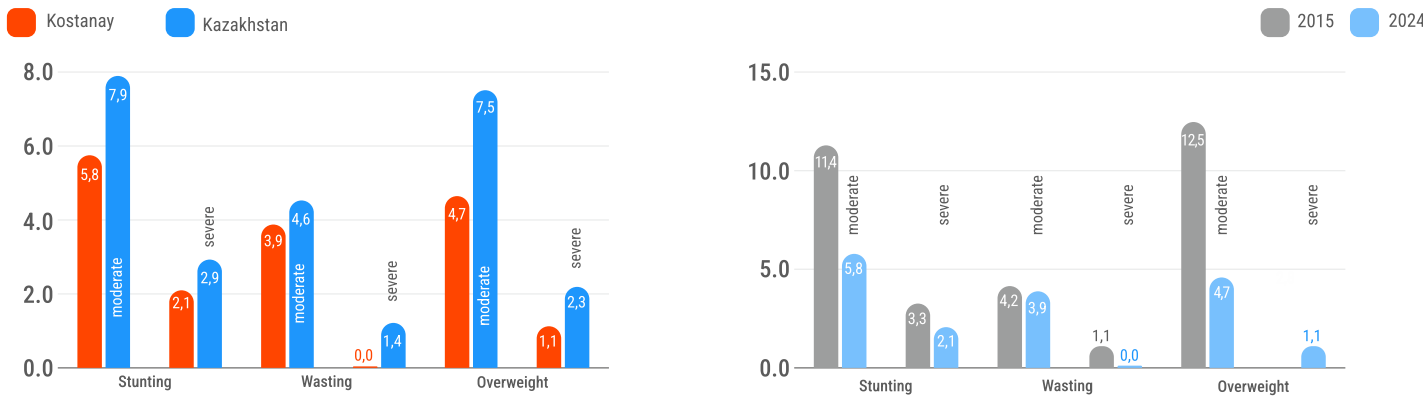
■ Neonatal Mortality Rate (per 1,000 live births)
■ Under-Five Mortality Rate

The region has zero neonatal mortality. Mortality of children under the age of 5 is two times lower than the national statistics (4 cases per 1,000 live births) - 12th in the country. Over the past 10 years, mortality of children under the age of 5 has decreased from 12.87 to 4 cases per 1,000 live births.

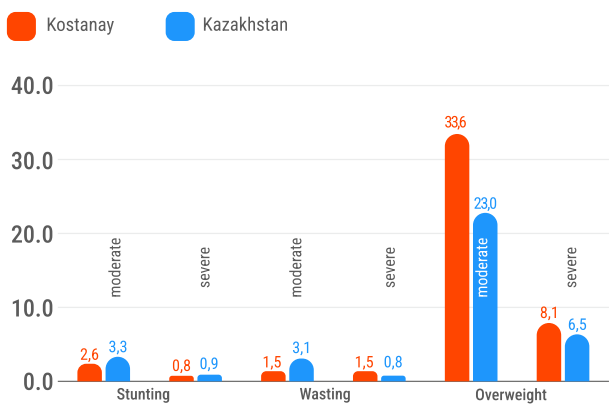


*Source: MICS 2024, Children of Kazakhstan 2017 Compendium.

Nutrition. Children under 5 years old



Nutrition. Children aged 5-9 years



Among children under the age of 5, all indicators are below the national average. The share of children with moderate growth delay is 5.8%, with moderate overweight - 4.7%, and with moderate malnutrition - 3.9%. Over the past 10 years, all these indicators have decreased 2 to 3 times, which shows an improvement in the quality of children's nutrition. The share of children aged 5-9 with moderate overweight is higher than the national average - 33.6%, or every third child.



*Source: MICS 2024, MICS 2015

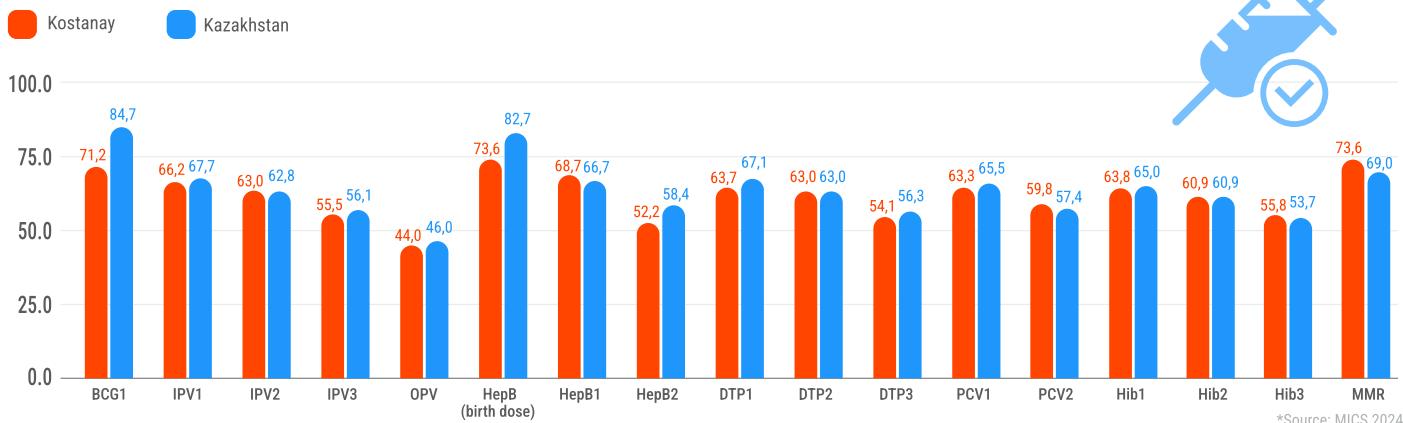


Across the country in 2023, when comparing the food consumption of the top 10% wealthiest and the bottom 10% poorest households with children, it was found that the wealthy consume more than twice as much dairy products, meat, vegetables and fruits, fish, and eggs.

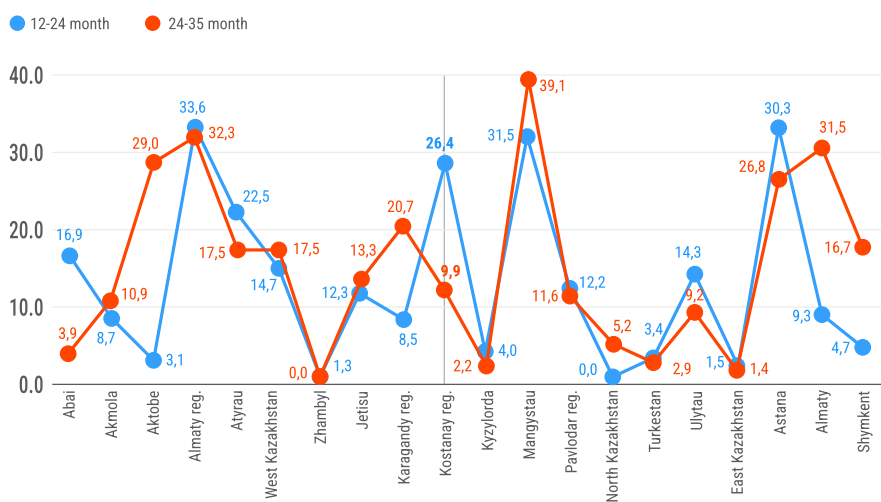
HEALTH AND NUTRITION

Vaccination

Vaccination Coverage of Children Aged 12–24 Months



Proportion of Unvaccinated Children



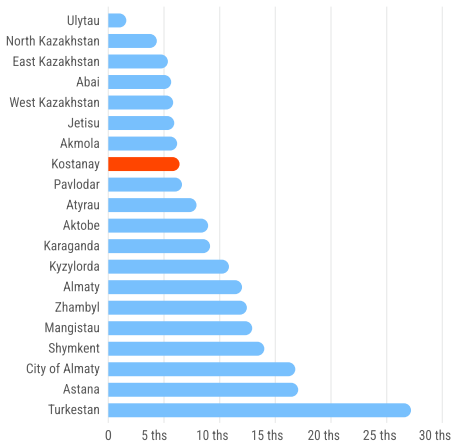
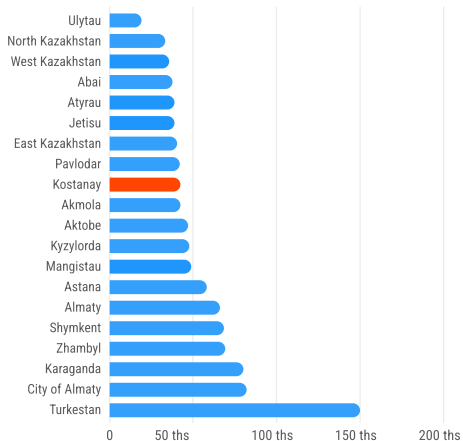
Vaccination rates in the region are comparable to the national average, ranging from 50% to 70% on average. 26.4% of children (every fourth child) aged one to two years and 9.9% (every tenth child) aged two to three years remain unvaccinated.

Disability

Data on Disability Allowance Recipients

Year: 2024 | Sex: Total | Age: all groups
 Disability Group: Overall
 Sorting: Ascending order

Year: 2024 | Sex: Total | Age: 0-18
 Disability Group: Overall
 Sorting: Ascending order



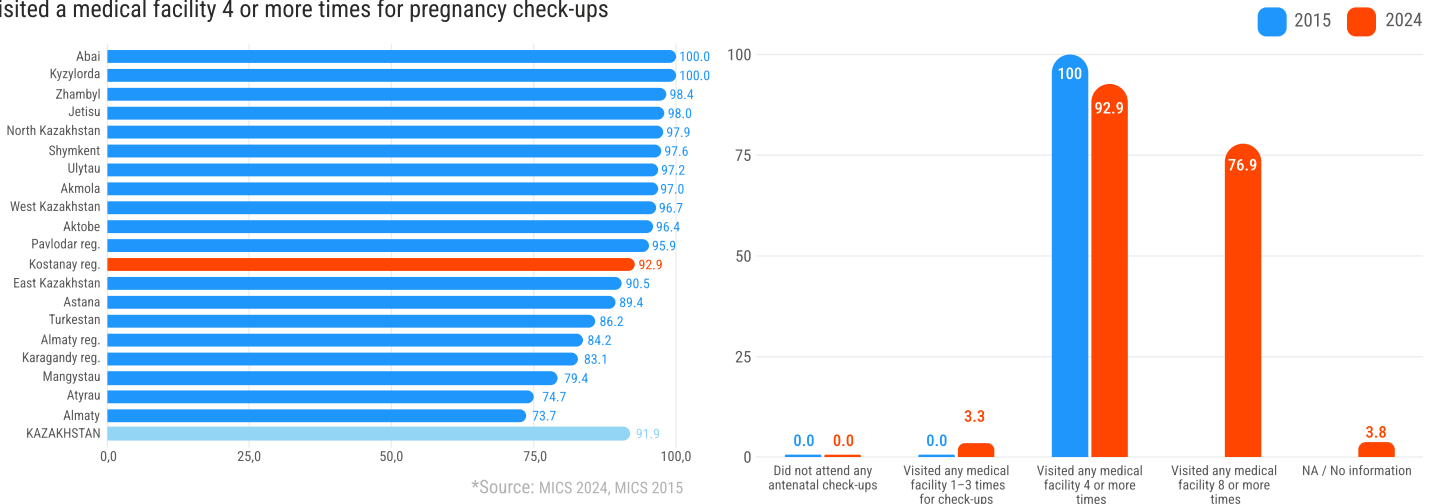
In the region, 42.4 thousand people receive disability benefits, including 6.5 thousand children under the age of 18.

*Source: IS MLSP RK

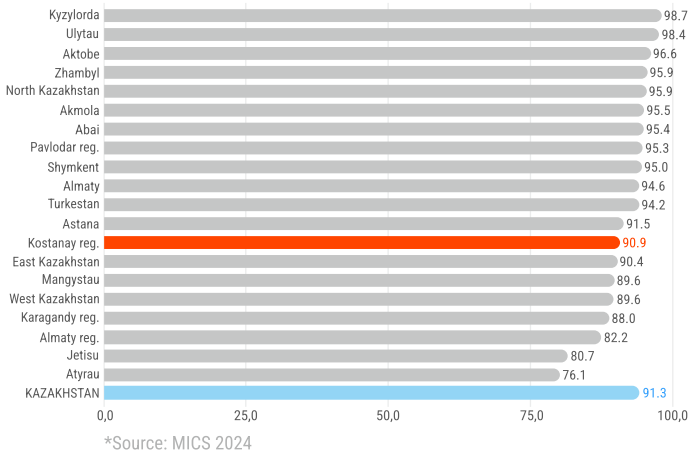
REPRODUCTIVE HEALTH

Antenatal Care

Visited a medical facility 4 or more times for pregnancy check-ups



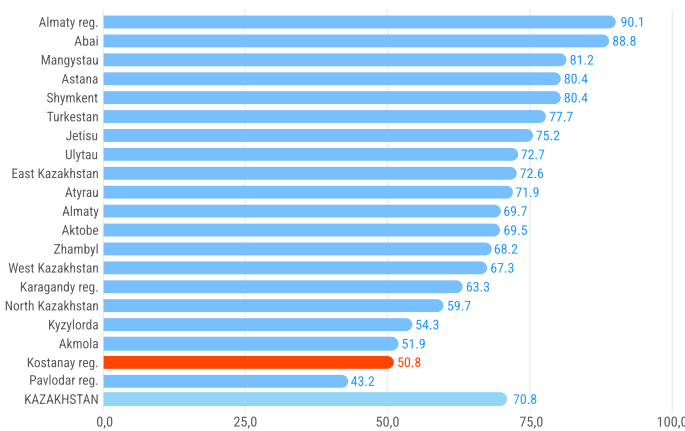
First check-up took place before 4 months of pregnancy



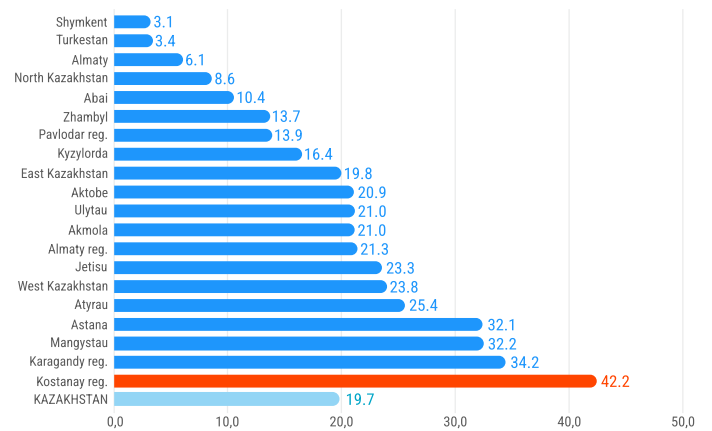
In the region, 92.9% of women attend prenatal check-ups more than 4 times. Over the past 10 years, the situation has worsened - the rate decreased from 100% to 92.9%. 9% of women register for prenatal care after 4 months, which is considered late. In 2024, maternal mortality in the region increased from 20.8 (in 2023) to 34.1 cases per 100,000 births, ranking second in the country.

Postnatal Care

Initial medical check-up of the newborn during the first week after discharge from the maternity hospital



No postnatal care provided to the mother after discharge from the maternity hospital



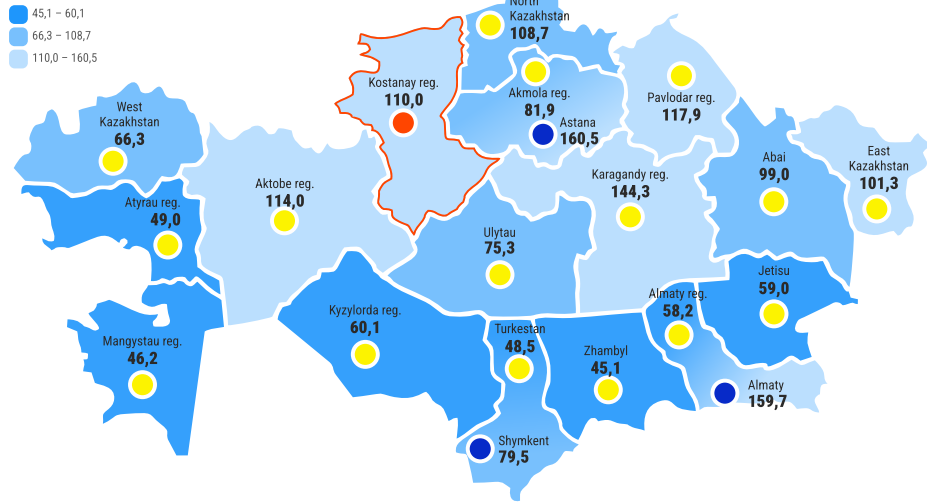
The region ranks 19th in newborn care - every second newborn remains without check-ups during the first week after discharge. Postnatal care for mothers is at 42.2%, meaning four out of ten women receive no follow-up care after childbirth. By this indicator, the region has the poorest results.

*Source: MICS 2024

MEDICAL PERSONNEL AND INFRASTRUCTURE

Number of Pediatricians in 2023

Per 100,000 children aged 0–14



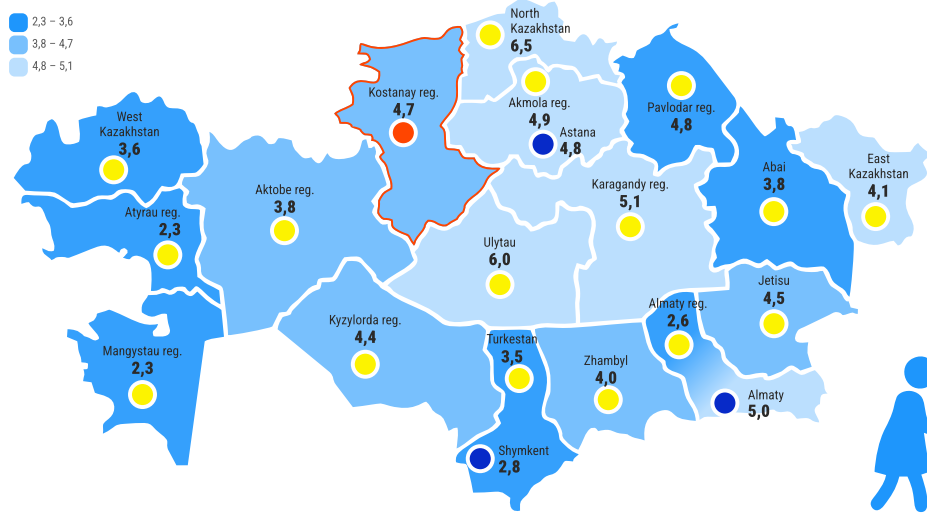
By the number of pediatricians per 100,000 children, the region ranks 6th in the country. It is worth noting that there is a slight shortage of staff - one pediatrician is responsible for 909 children, while the Ministry of Health standard is 800 children per pediatrician.

*Source: Children of Kazakhstan, 2025, BNS



Provision of Hospital Beds for Children in 2023

Number of beds per 1,000 children aged 0–14 (across all specialties)



The availability of children's hospital beds is 4.7 per 1,000 children - the region ranks 8th in the country.

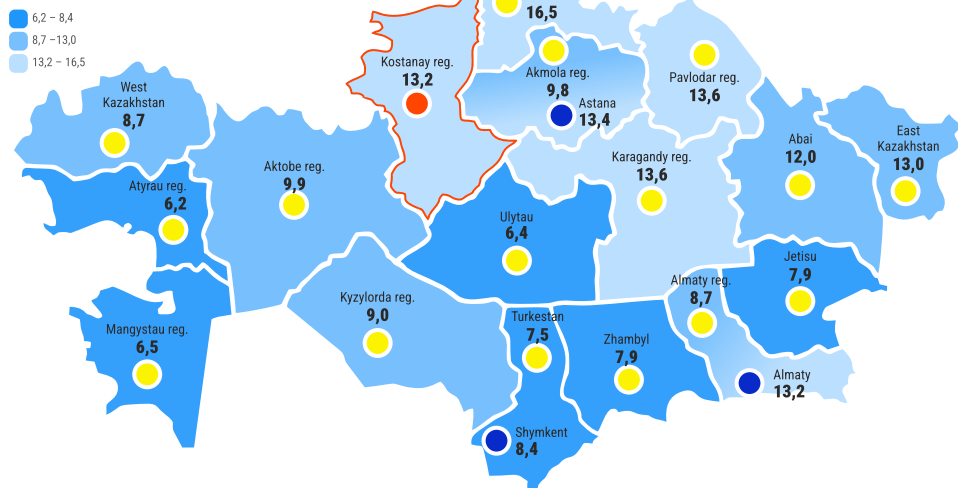
*Source - Children of Kazakhstan, 2025, NSC



Postnatal Care

Provision of Medical Services to Pregnant Women in 2023

Number of obstetricians-gynecologists per 1,000 births



By the number of obstetrician-gynecologists, the region ranks 5th - 13.2 obstetrician-gynecologists per 1,000 births.

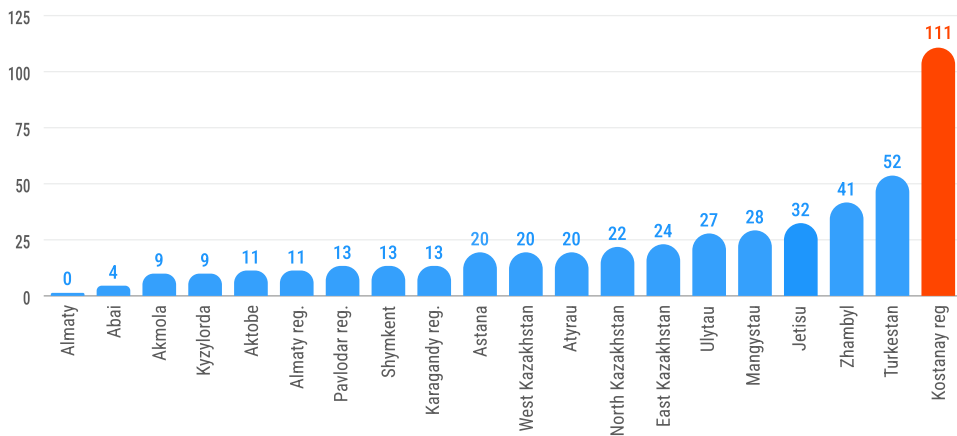
*Source: Children of Kazakhstan, 2025, BNS



EARLY MARRIAGES AND EARLY CHILDBEARING

Early Childbearing

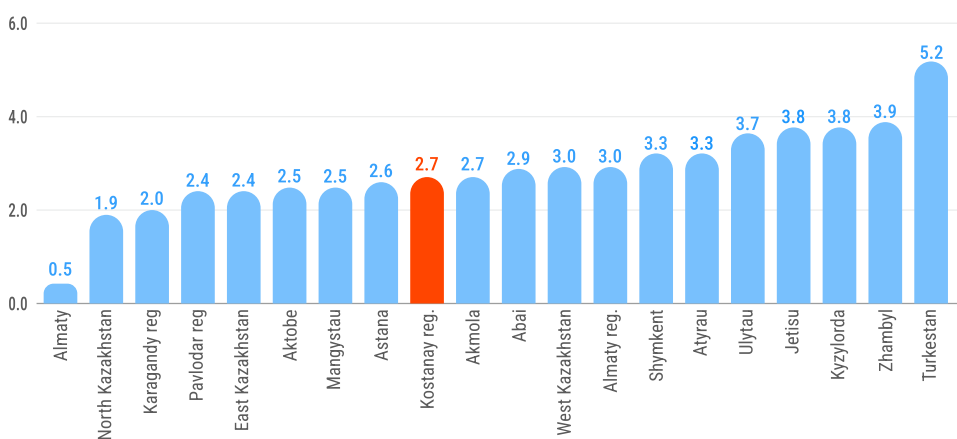
Birth Rate Among Women Aged 15–19 (Number of live births per 1,000 women)



The region has the highest birth rate among teenagers and young women aged 15-19 - 111 children per 1,000 women, ranking 1st in the country.

*Source: MICS 2024, MICS 2015

Total Fertility Rate (Among women aged 15–49)

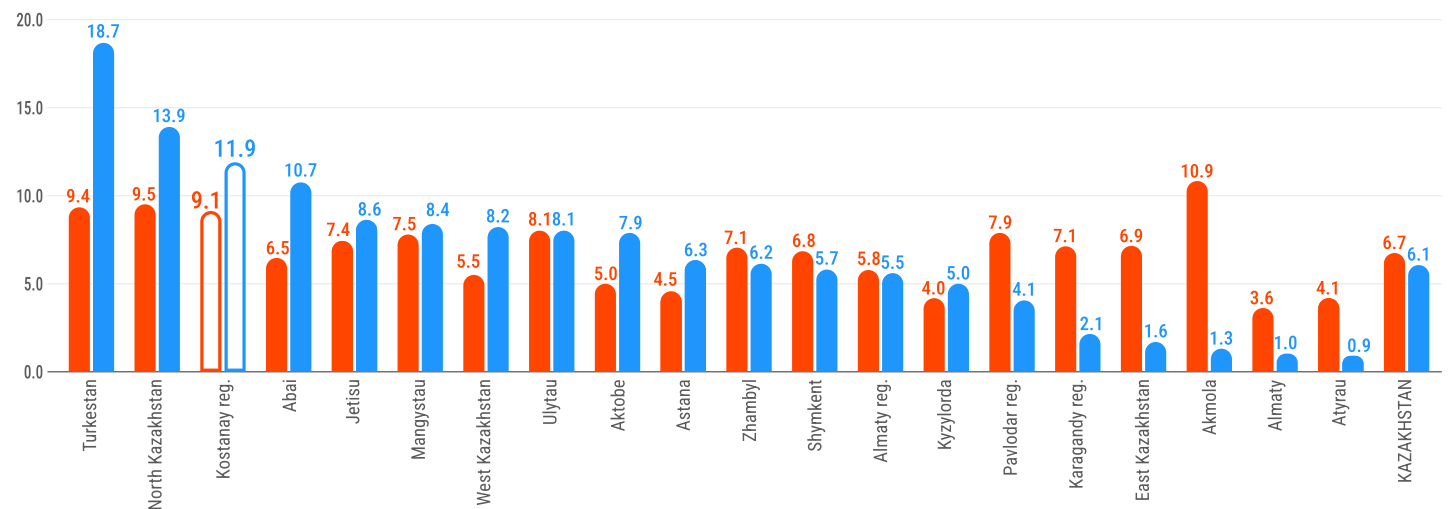


The average number of children a woman gives birth to during her lifetime (ranked 12th in the country) is 2.7 children. Over the past 10 years, the total fertility rate has increased from 1.78 to 2.7.


*Source: MICS 2024, MICS 2015

Early Marriages

- Percentage of Women Aged 18–49 Who Entered Into a (Formal or Informal) marriage before Age 18
- Percentage of Women Aged 20–24 Who Entered Into a (Formal or Informal) marriage before Age 18



In the region, the rate of early marriages before the age of 18 is twice as high as the national average – 11.9% of women (third highest in the country). It is worth noting a negative trend in early marriages: among younger women, the proportion of early marriages is 1.3 times higher than among older women.

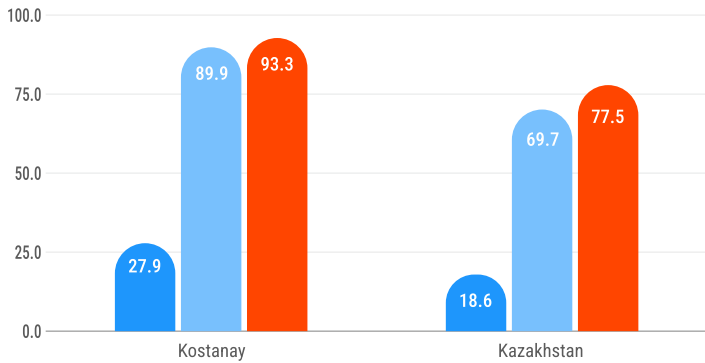


*Source: MICS 2024

EARLY CHILDHOOD DEVELOPMENT AND RESPONSIVE CARE

Early Stimulation

- Percentage of children whose father engaged in four or more types of activities (%)
- Percentage of children whose mother engaged in four or more types of activities (%)
- Percentage of children whose adult household members engaged in four or more types of activities (%)



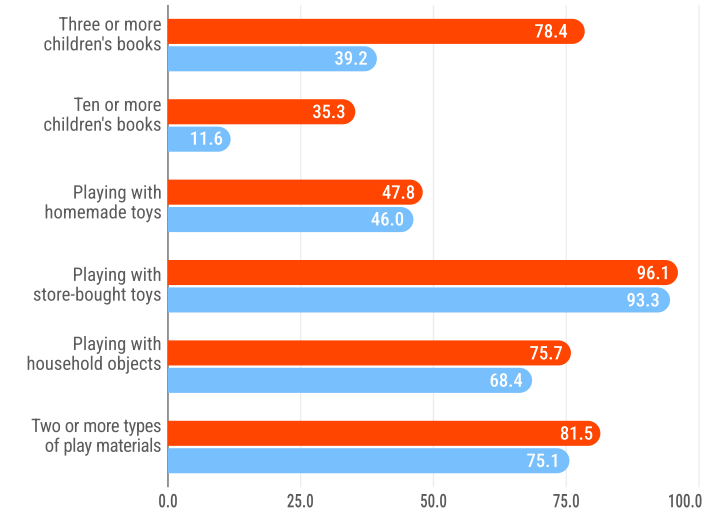
The rates of early stimulation are among the highest in the country - 9 out of 10 children engage in 4 or more types of activities with adults. Father involvement is such that every third child receives attention and time from their father. Nine out of ten mothers pay attention to early development.



*Source: MICS 2024

Reading Books

- Kostanay
- Kazakhstan



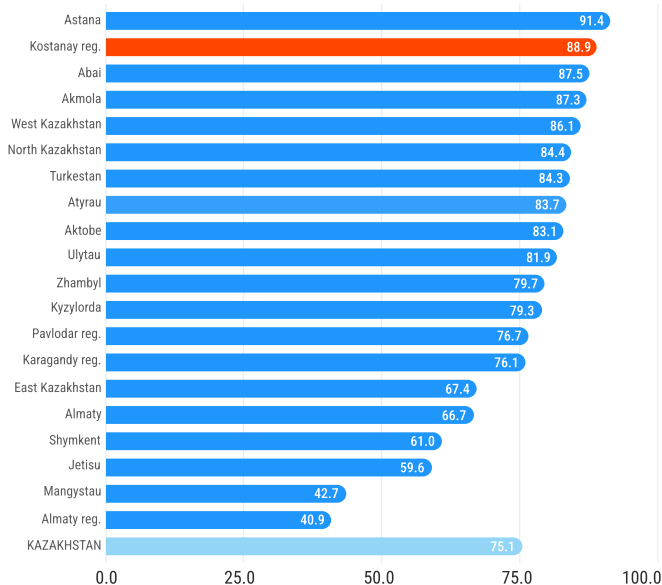
The region has a high reading culture among young children - 8 out of 10 children have three or more books, and every third child has more than 10 books (the region ranks 2nd in the country after Almaty).



*Source: MICS 2024

Early Childhood Development Index for the period up to 2030

Percentage of children aged 2-4 who are developmentally on track in the areas of health, cognitive development, and emotional well-being (%)



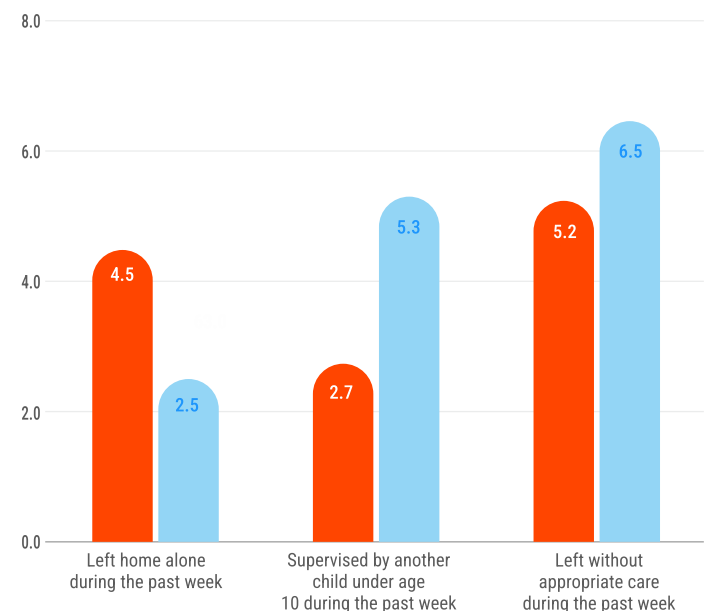
The region ranks 2nd in the country for the Early Childhood Development Index. Nine out of ten children aged 2-4 years develop according to their age in health, cognitive, and psychological well-being.



*Source: MICS 2024

Inadequate Supervision

- Kostanay
- Kazakhstan



The region has lower rates of inadequate supervision compared to the country - 5.2% of cases where children were left home alone or under the care of a child younger than 10 years old.

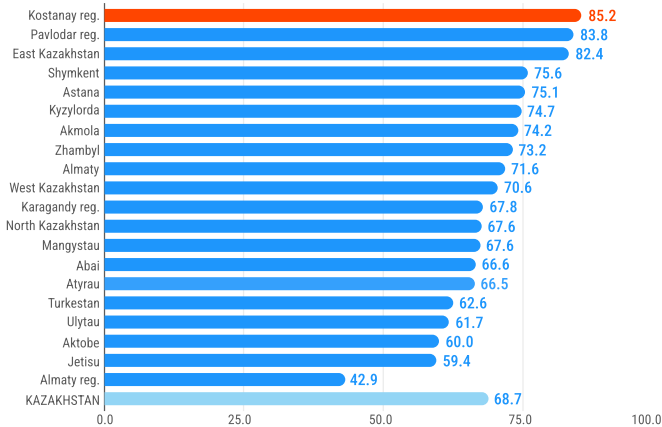


*Source: MICS 2024

EDUCATION

Pre-School Education

Percentage of children aged 36–59 months currently attending any organized early learning program (%)



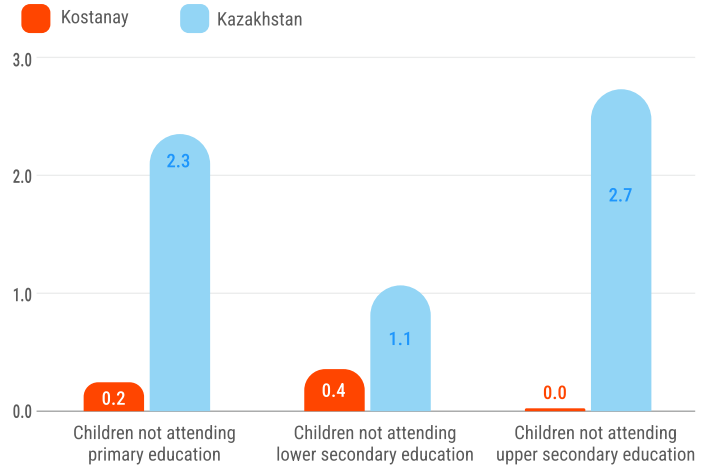
The region has the highest rates of preschool education in the country - 8 to 9 out of 10 children aged 3-5 attend preschool programs. By this indicator, the region ranks 1st. The percentage of children of primary school entry age enrolling in the first grade (net enrolment rate) is 78.4%.



*Source: MICS 2024

General Secondary Education

The proportion of children of the appropriate age who do not attend school (%)



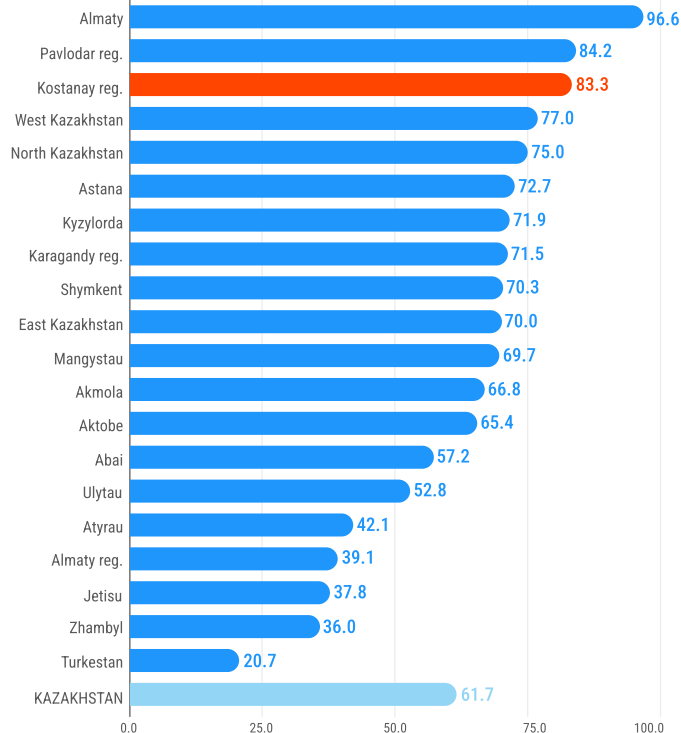
Attendance at all levels of school education is higher than the national average.



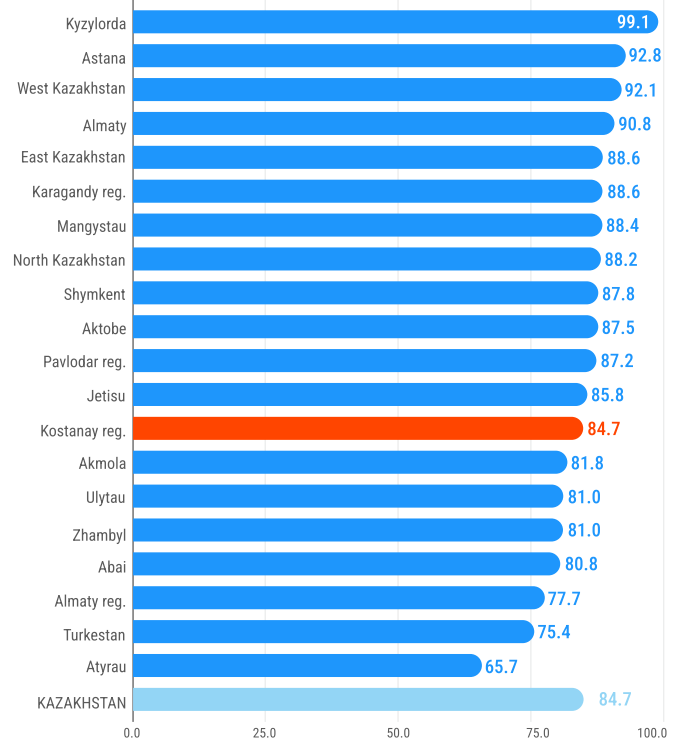
*Source: MICS 2024

Reading at Home

Percentage of children who have three or more books to read at home (%)



Percentage of children who read books themselves or are read to at home (%)

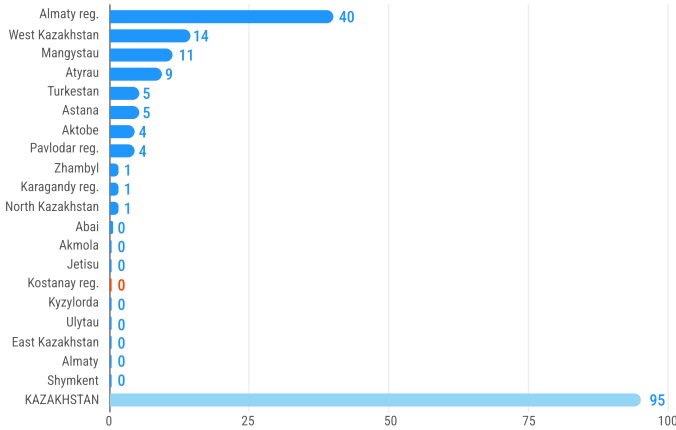


The region demonstrates a high reading culture among school-age children. It ranks 3rd in the country in the share of children aged 7–14 who have more than three books at home – 8 out of 10 children have books. The region ranks 13th in the share of children aged 7–14 who read at home – 8 out of 10 children.

*Source: MICS 2024

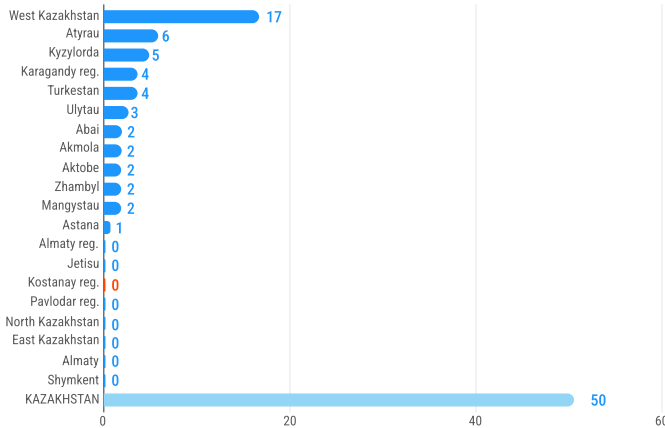
EDUCATION

Share of three-shift schools, 2024-2025



There are no three-shift schools in the region.

Share of emergency schools, 2024-2025

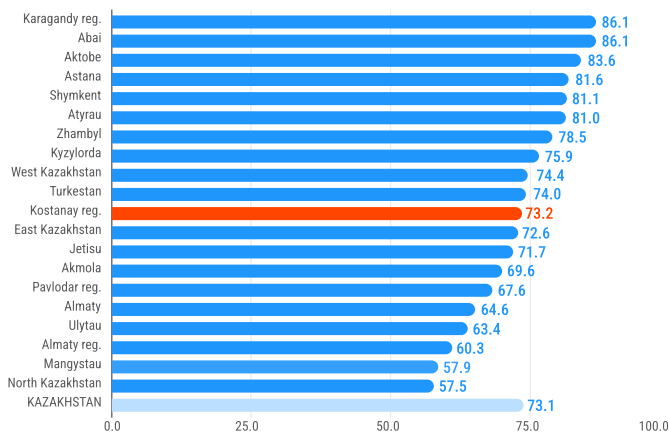


There are no schools in an emergency condition in the region.

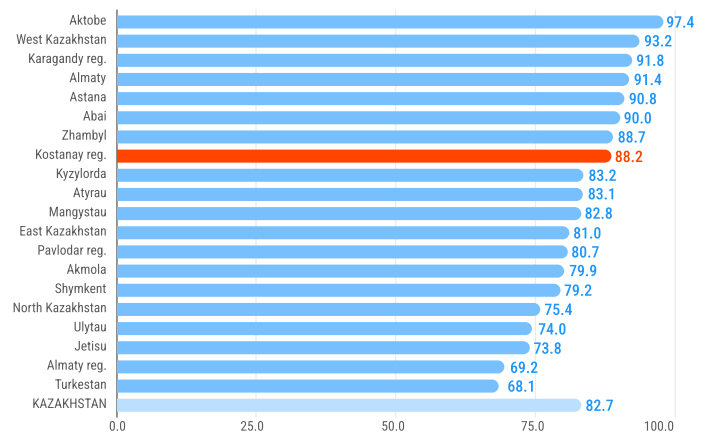
*Source: Children of Kazakhstan, 2025, BNS

Quality of Education

Percentage of children who have acquired basic mathematical knowledge and skills



Percentage of children who have acquired basic reading (literacy) knowledge and skills



The quality of math education is comparable to the national average, ranking 11th in the country. In the region, 73.2% of children were able to demonstrate basic counting skills. In reading skills, the region surpasses the national average and ranks 8th - 88.2% of children were able to show reading skills.

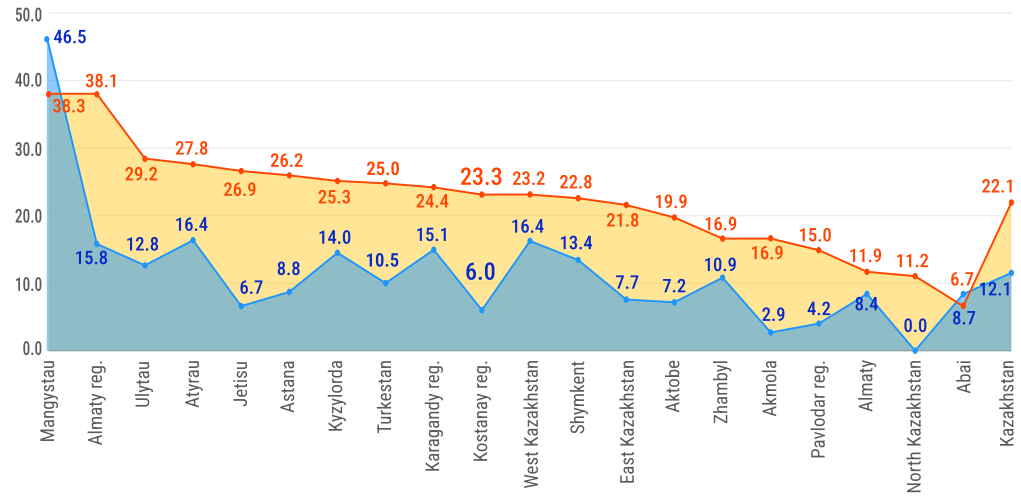


*Source: MICS 2024

EDUCATION

Adolescents and Youth Not in Education, Employment, or Training

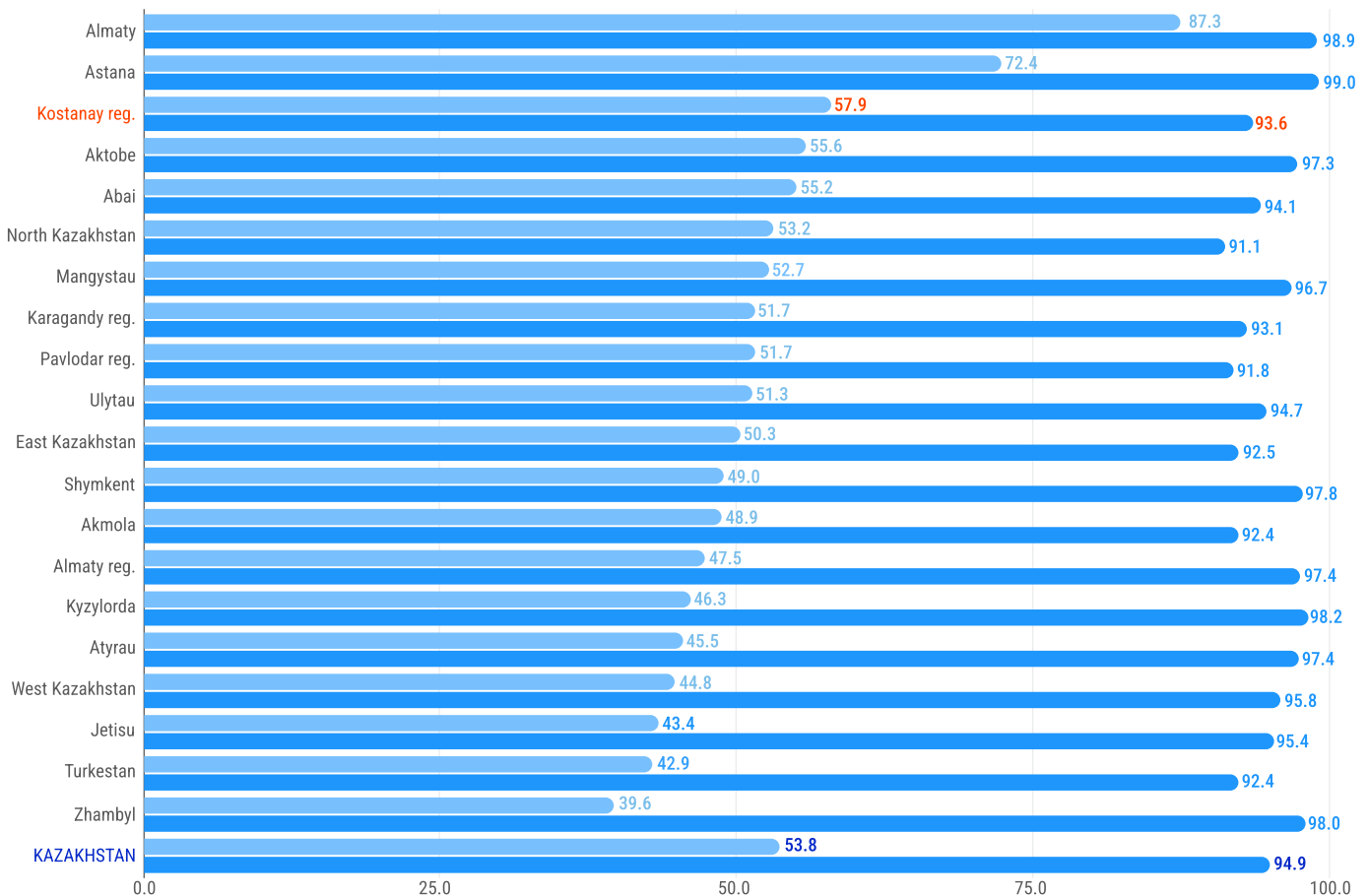
- Percentage of adolescent girls and young women (aged 15–24) not in education, skills training, or employment
- Percentage of adolescent boys and young men (aged 15–24) not in education, skills training, or employment



*Source: MICS 2024

Internet Access

- Households with a desktop computer, laptop, tablet, or similar device
- Percentage of households with internet access



The region has average rates of youth not working or studying - from 6% among young men to 23.3% among young women. Internet penetration is lower than the national average at 93.6%. However, the share of households with digital devices for internet use ranks third in the country at 57.9%.

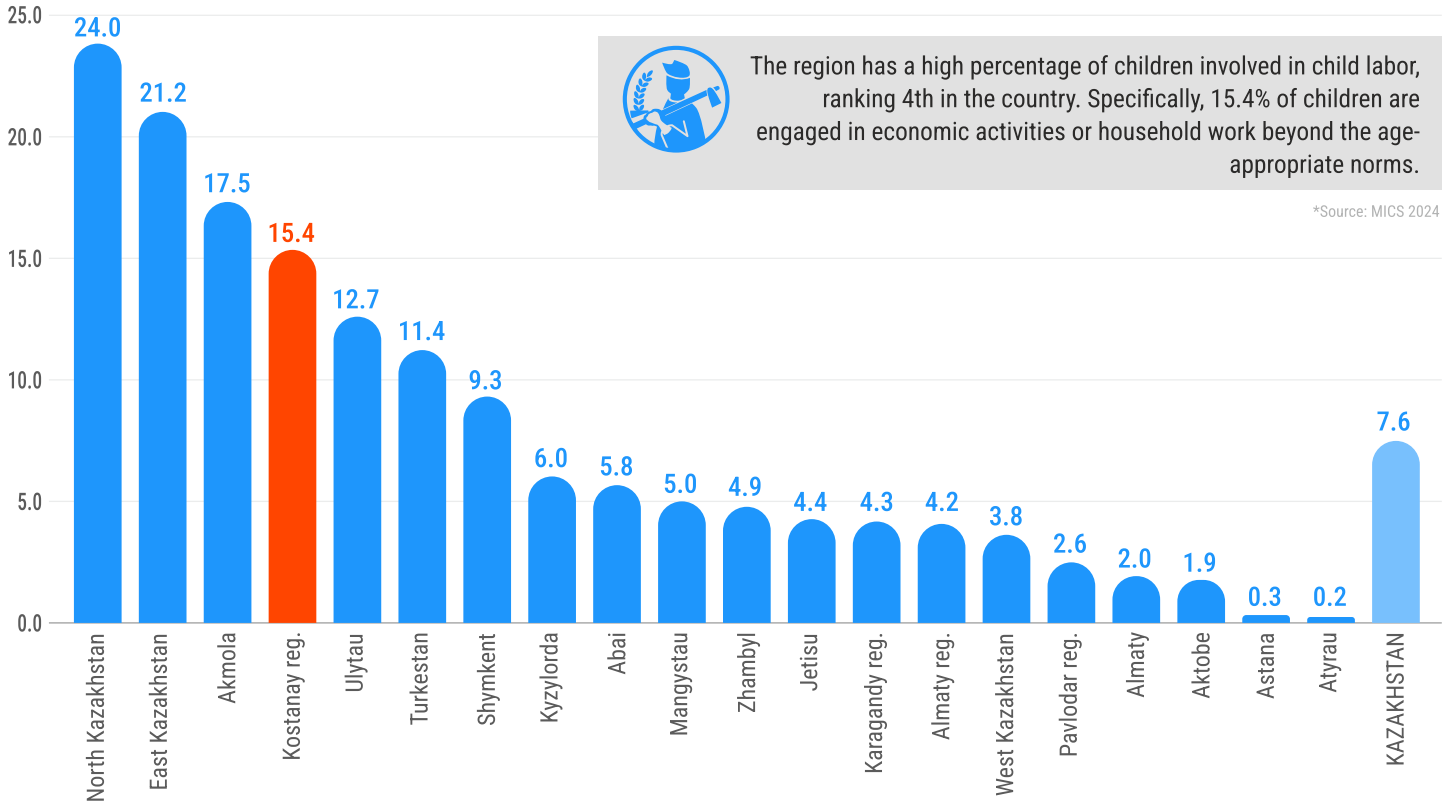


*Source: MICS 2024

PROTECTION FROM VIOLENCE AND EXPLOITATION

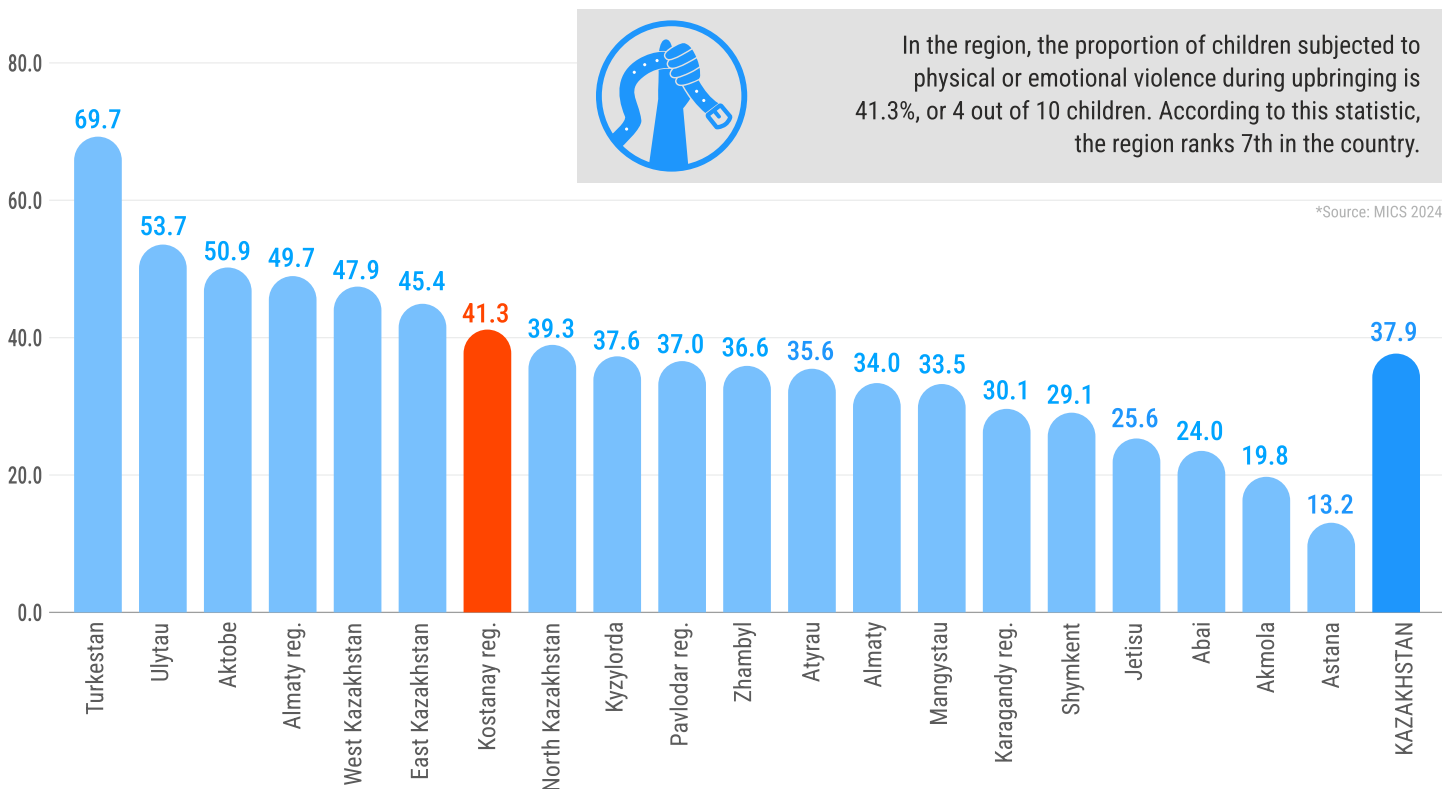
Child Labour

Percentage of children aged 5–17 engaged in child labour



Violent Forms of Discipline

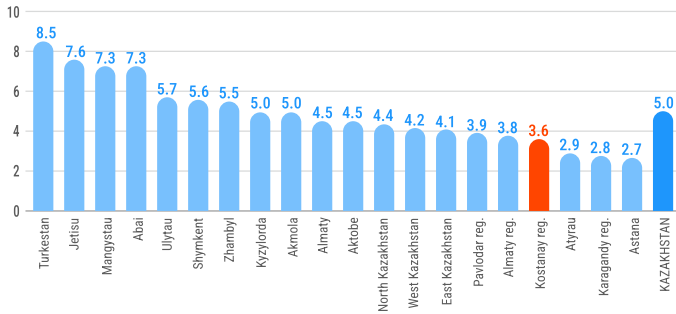
Percentage of children aged 1–14 who experienced any form of violent discipline



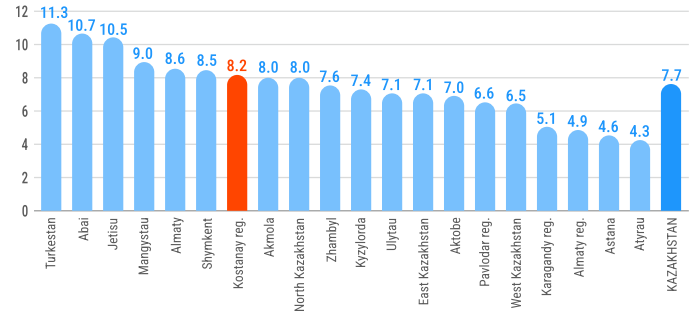
POVERTY AND SOCIAL PROTECTION

Monetary General and Child Poverty: Absolute Measure

Poverty rate among the population, %, 2024



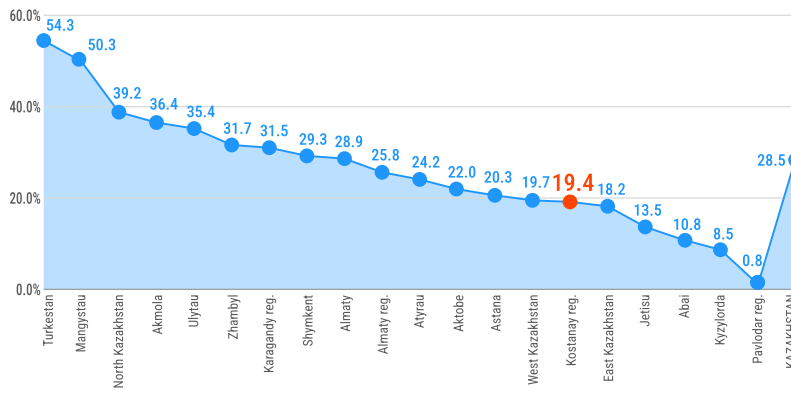
Child poverty rate, %, 2024



The region has a low overall poverty rate of 3.6%. However, the child poverty rate is higher than the national average, at 8.2%, ranking 7th in the country. Over the past 10 years, overall poverty has increased from 2.7% to 3.6%, while child poverty has risen from 5% to 8.2%.

*Source - BNS 2024, 2017

Multidimensional Child Poverty



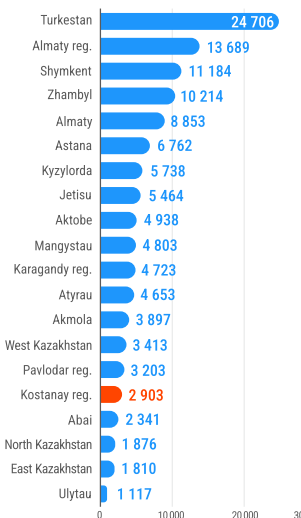
The level of multidimensional poverty in the region is below average, at 19.4% - every fifth child experiences multiple deprivations, including balanced nutrition, clothing, quality leisure, socialization, living conditions, education, family debt, and other factors.



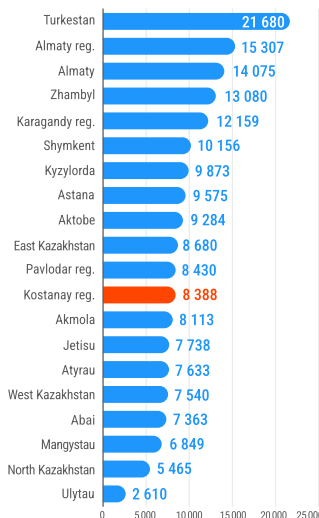
*Source: UNICEF Kazakhstan and BNS (2023). Report on Multidimensional Child Poverty in Kazakhstan, 2023.

Recipients of Social Benefits

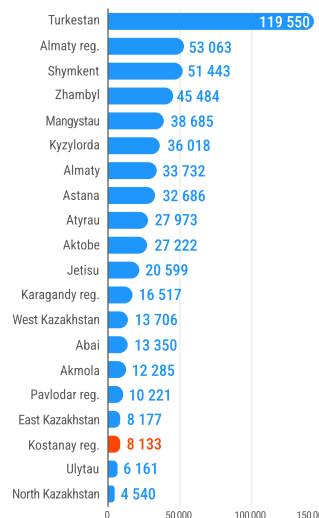
Dynamics of Recipients of Childcare Allowances up to the Age of 1 / 1.5 Years



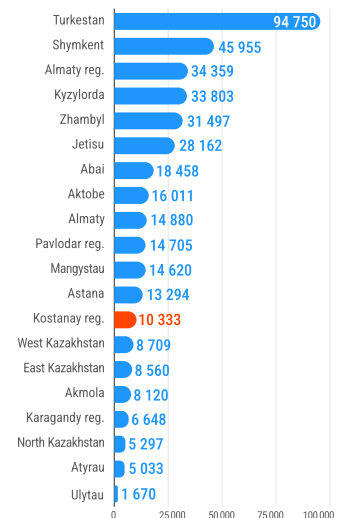
Dynamics of State Social Benefits Due to Loss of Main Breadwinner



Dynamics of Support Provided to Large Families



Number of Recipients of Targeted Social Assistance (individuals)



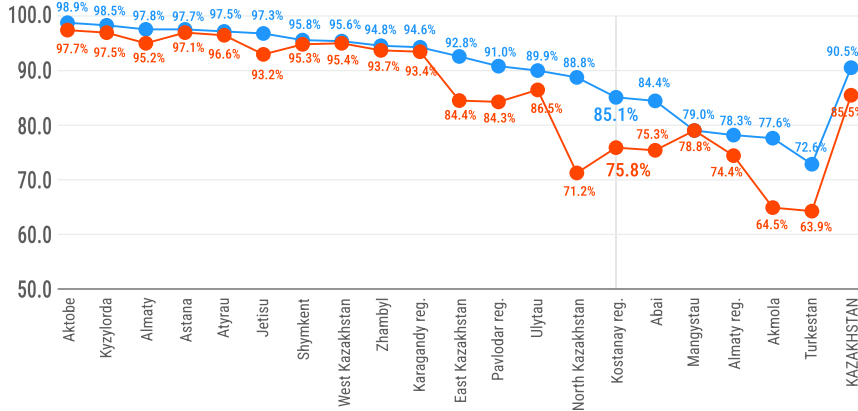
In the region, 2.9 thousand families receive benefits for caring for a child up to 1.5 years old, 8.1 thousand are large families, and 8.4 thousand receive survivor benefits. The number of people living in poverty in the region is about 67.6 thousand, while 10.3 thousand people receive social assistance benefits.

*Source - IS MOTSD RK, BNS 2024

CLIMATE AND ENVIRONMENT

Access to Clean Drinking Water

- Percentage of household members who always had drinking water in the past month
- Percentage of household members who always had drinking water in the past 12 months



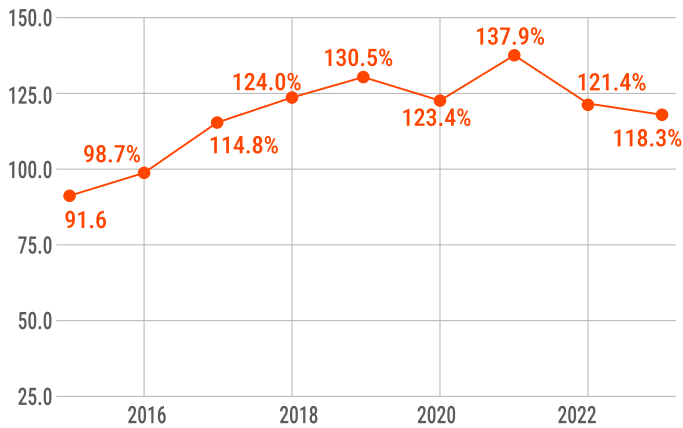
The region has low access to water. Up to 25% of the population reported problems with the availability and sufficient access to drinking water over the past year.

As of January 1, 2020, access to centralized water supply in the region is 34.6%, including: 100% access in cities (5 cities and 3 urban-type settlements), and 33.6% in rural areas (out of 521 villages, 175 are provided with centralized water supply).

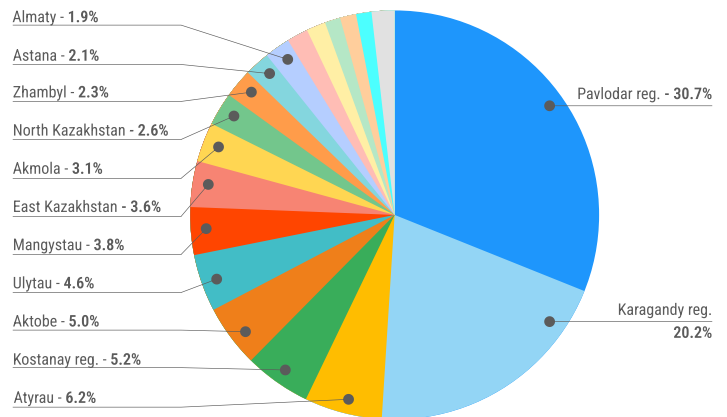
*Source: MICS 2024




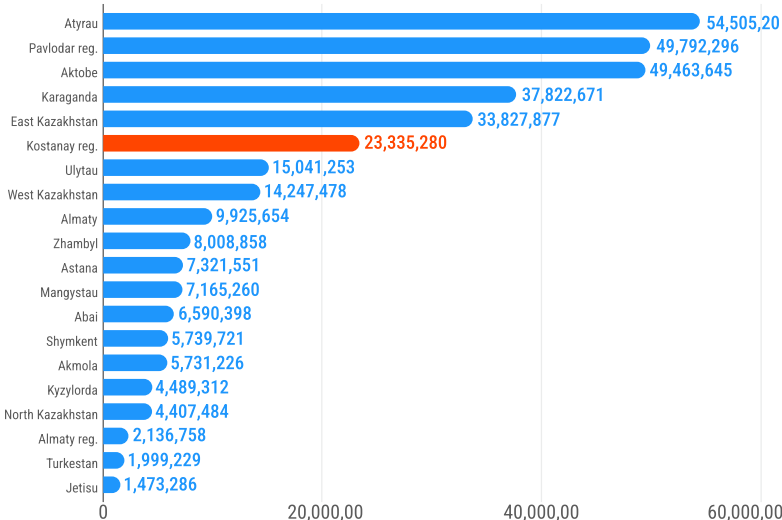
Pollutants Emitted into the Atmosphere from Stationary Sources



Total Emissions Volume – 2,257.5 thousand tons



Current Expenditures on Environmental Protection, thousand tenge



The region accounts for 5.2% of pollutant emissions, ranking 4th in the country.

The budget allocated for environmental protection in 2023 was 6th in the country, amounting to 23.3 billion tenge, or 6.8% of the national expenditures. The volume of emissions increased from 91.6 thousand tons in 2015 to 118.3 thousand tons in 2023. During the same period, the budget for environmental protection grew 4.5 times.

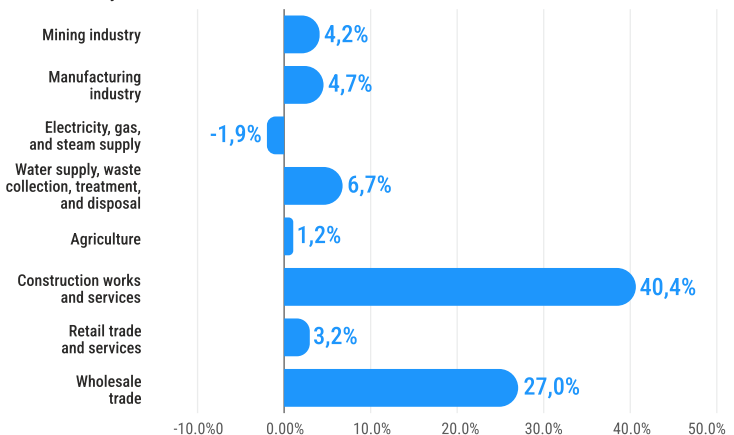
*Source - BNS 2024

ECONOMIC INDICATORS

Gross Regional Product (GRP) at current prices in 2024 is **4,927,641.3 million tenge**.

Real GRP growth rate compared to 2023 - **106.7%**

Sectoral growth rates – January–June 2025 compared to January–June 2024.

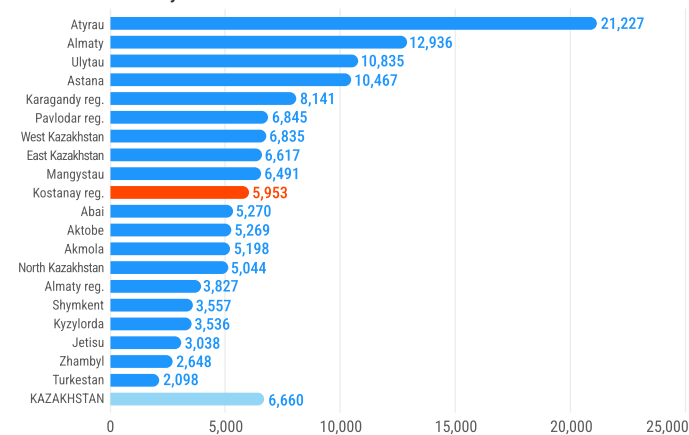


GRP Structure:

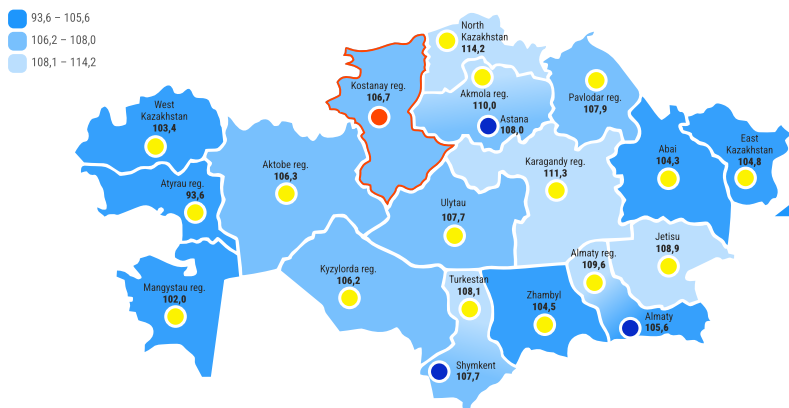
Goods production - **48.4%**

Services - **48.5%**

Per capita Gross Regional Product (GRP) – based on January–December 2024 data.



Real GDP Volume Index for January-December 2024



Investment in fixed assets in January-June 2025 amounted to **329 098,4 million tenge**, or **116,2%** of the level in January-June 2024.

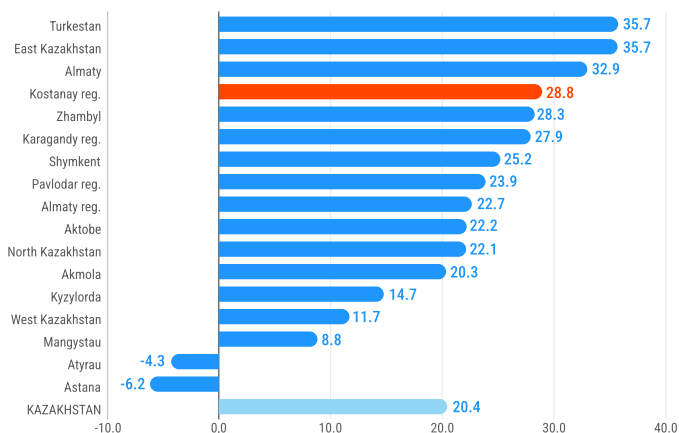
Real GRP grew by 6.7%. The region's share in the national GDP was 3.7%. The highest growth was observed in the construction sector - 40.4%. GRP per capita is below average, ranking 10th in the country, and amounted to 5,953 thousand tenge.

*Source - BNS 2024-2025

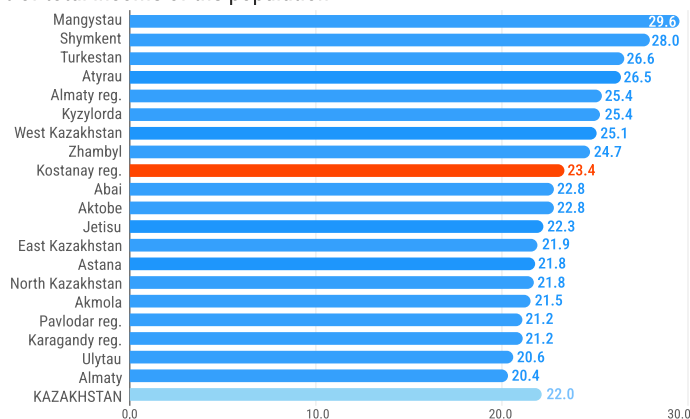
The average per capita nominal monetary income is **215 147 tenge**. Real income index - **107.3%** by 2023.

Monthly average nominal salary is **381 146 tenge**. The real wage index is **102.7%** by 2024 Q1.

Growth of real monetary incomes of the population by 2019, %



Share of income of the least wealthy 40% of the population, % of total income of the population



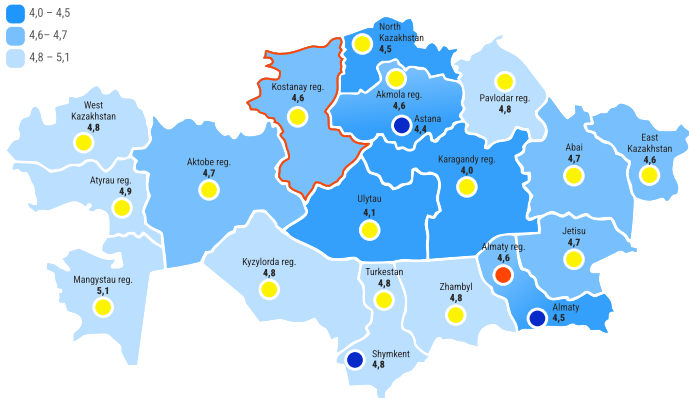
*Source - BNS 2024-2025

The level of nominal wages is average, ranking 11th in the country. It is worth noting that since 2019, real cash incomes of the population have increased by 28.8%, which is the 4th highest growth in the country. The level of inequality in the region is lower than the national average - the poorest 40% of the population hold 23.4% of the national income.

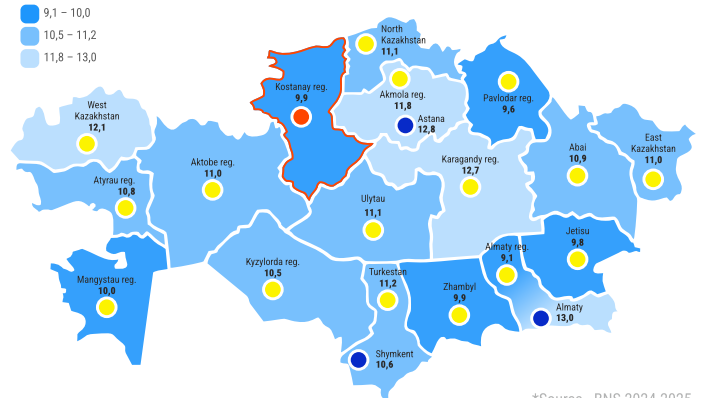


ECONOMIC INDICATORS

Unemployment 21 thousand people or 4.6%
Employment 428 thousand people



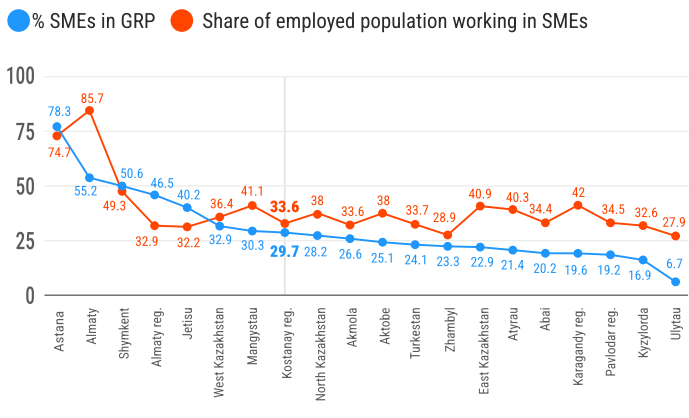
Consumer Price Index
(May 2025 / May 2024)



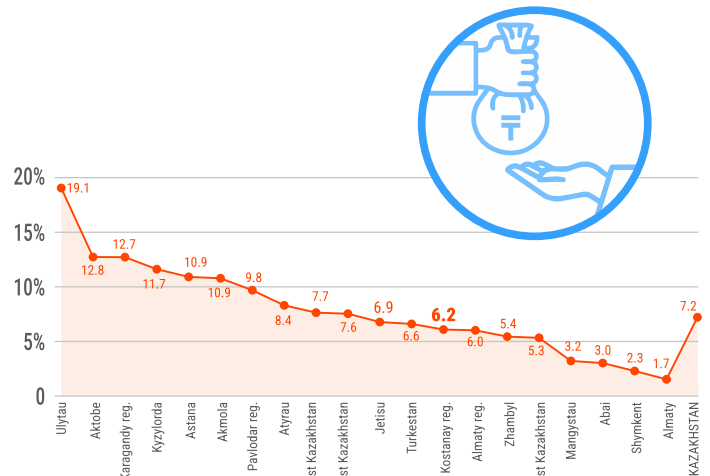
*Source - BNS 2024-2025

The region has a relatively low inflation rate of 9.9%.

As of June 1, 2025, the number of registered small and medium-sized businesses (SMEs) in the region totaled 71,351 units (including 11,406 legal entities).

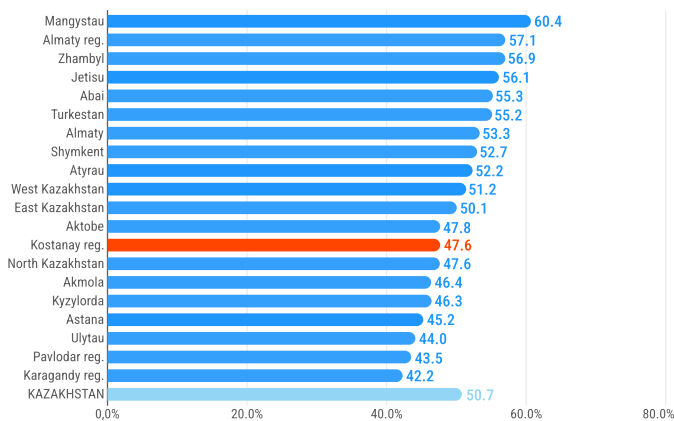


Share of household expenditures on loan repayments




The region has a moderately developed SME sector (8th place in the country), employing 33.6% of the population and contributing 29.7% to the regional economy.

Expenditures of citizens on food products



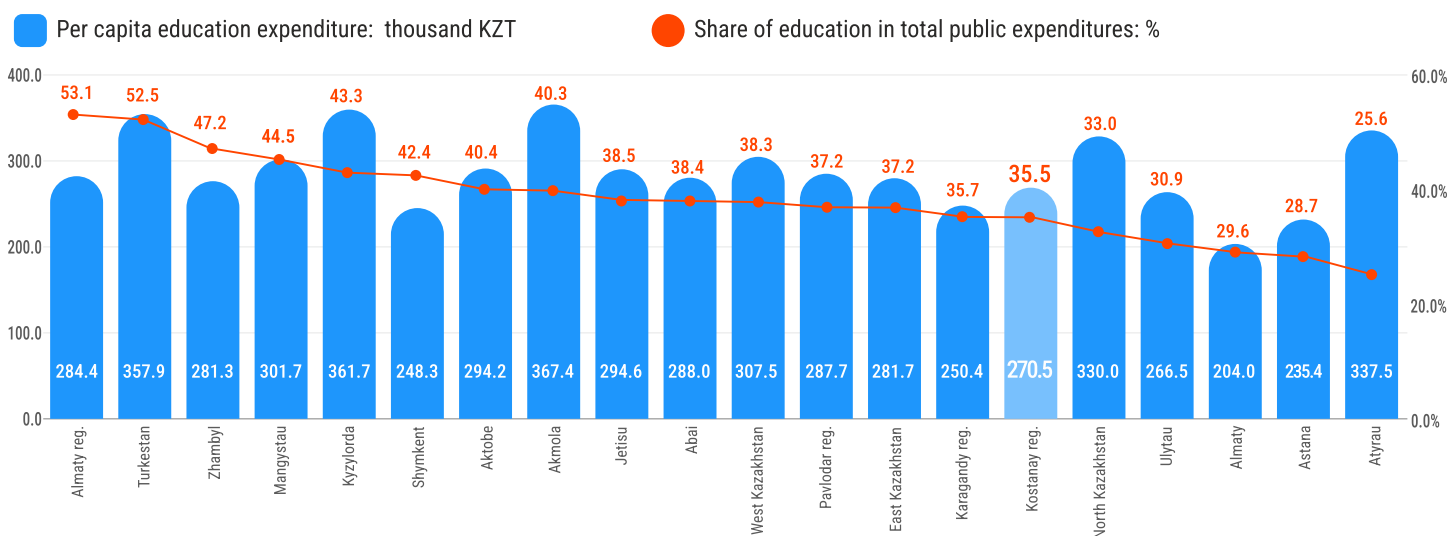
*Source - BNS 2025



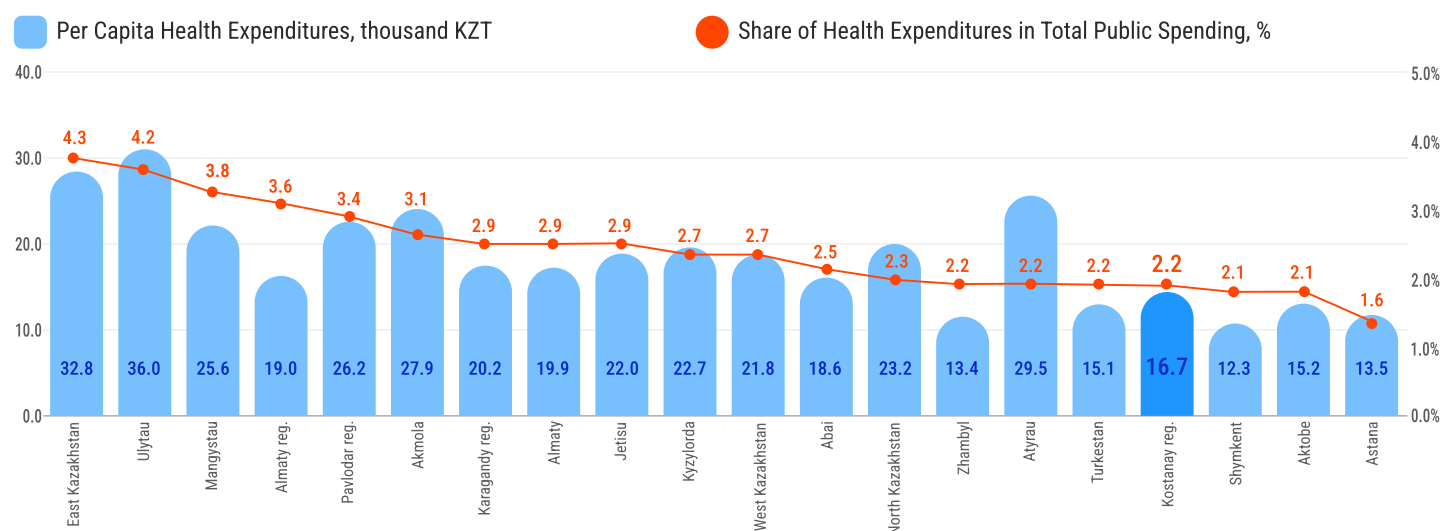
In the region, the population spends 47.6% of their income on food, which indicates a relatively good standard of living. The share of expenses on loan repayments is below the national average, at 6.2%.

ECONOMIC INDICATORS

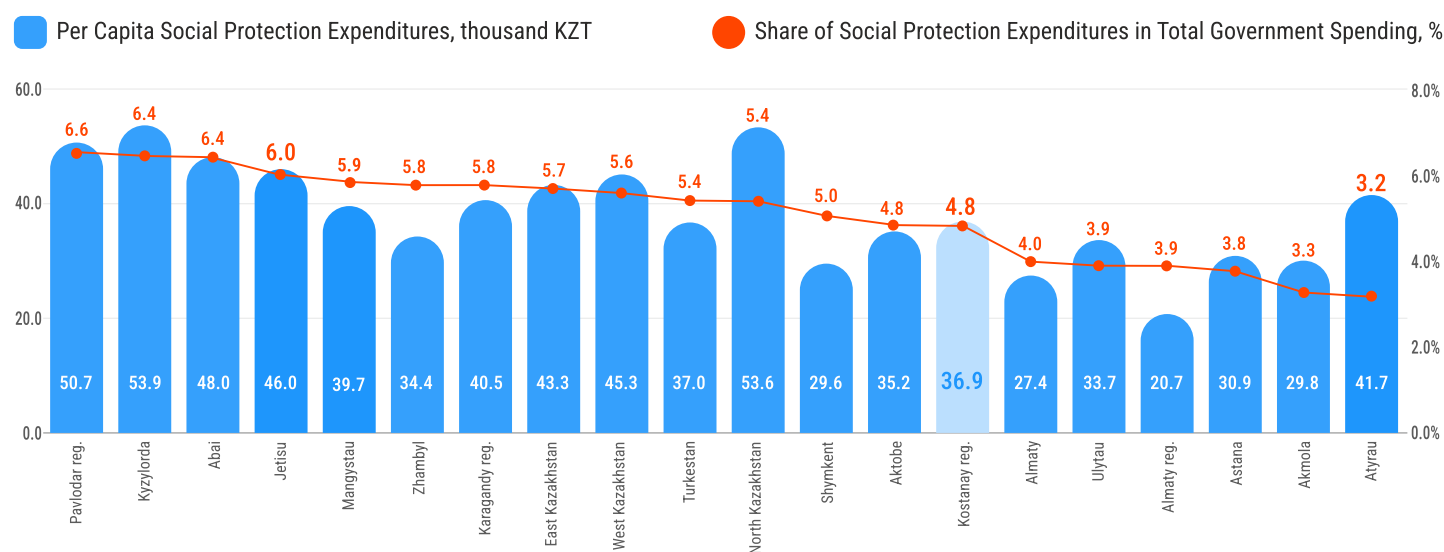
Expenditures on Education, 2024



Expenditures on Healthcare, 2024



Social Protection Expenditures, 2024



*Source - Ministry of Finance of the Republic of Kazakhstan, January 2025

CONCLUSIONS AND RECOMMENDATIONS

Achievements

- Real GRP grew by 6.7%. The region's share in the national GDP amounted to 3.7%. The highest growth was observed in the construction sector - 40.4%. GRP per capita is below average, ranking 10th in the country, and amounted to 5,953 thousand tenge.
- The level of nominal wages is average - 11th in the country. It is worth noting that since 2019, real cash incomes of the population have increased by 28.8%, the 4th highest growth in the country.
- In the region, the population spends 47.6% of their income on food, which indicates a relatively good standard of living. The share of spending on loan repayments is below the national average at 6.2%.
- The level of inequality in the region is lower than the national average - the poorest 40% of the population hold 23.4% of national income.
- The SME sector is moderately developed (8th in the country), employing 33.6% of the population and contributing 29.7% to the regional economy.
- The region has zero neonatal mortality. The mortality rate of children under the age of 5 is twice as low as the national average (4 cases per 1,000 live births), ranking 12th in the country. Over the past 10 years, the mortality rate for children under the age of 5 has decreased from 12.87 to 4 cases per 1,000 live births.
- Among children under the age of 5, all indicators are lower than the national averages. The share of children with moderate growth delay is 5.8%, with moderate overweight - 4.7%, and with moderate wasting - 3.9%. Over the past 10 years, all these indicators have decreased 2-3 times, indicating an improvement in the quality of child nutrition. However, among children aged 5-9, the rate of moderate overweight is higher than the national average - 33.6%, or every third child. Recommended measures for preventing excess weight include promoting a healthy lifestyle and nutrition among children and their families, providing nutritional counseling for children from infancy to school age, regular preventive medical check-ups for early identification of obesity-related issues, promoting physical education and sports among children, ensuring access to sports clubs, and providing psychological support to children with obesity.
- In the region, 92.9% of women attend prenatal check-ups more than four times. Over the past 10 years, this rate has declined from 100% to 92.9%. 9% of women register for prenatal care after 4 months of pregnancy, which is considered a late term.
- By the number of pediatricians per 100,000 children, the region ranks 6th in the country. It is worth noting a slight staff shortage - one pediatrician serves 909 children, while the Ministry of Health standard is 800. The availability of children's hospital beds is 4.7 per 1,000 children, placing the region 8th in the country. By the number of obstetrician-gynecologists, the region ranks 5th - 13.2 obstetrician-gynecologists per 1,000 births.
- The average number of children born to a woman over her lifetime (12th in the country) is 2.7. Over the past 10 years, the total fertility rate has increased from 1.78 to 2.7.
- Rates of early stimulation are among the highest in the country - 9 out of 10 children engage in 4 or more types of activities with adults. Father involvement is such that every third child receives attention and time from their father. Nine out of ten mothers are engaged in their child's early development.

CONCLUSIONS AND RECOMMENDATIONS

Achievements

- The region has a high reading culture among young children - 8 out of 10 children have three or more books, and every third child has more than 10 books (the region ranks 2nd in the country after Almaty).
 - The region ranks 2nd in the Early Childhood Development Index. Nine out of ten children aged 2-4 develop according to their age in terms of health, cognitive, and emotional well-being.
 - The region has lower rates of inadequate supervision compared to the national level - 5.2% of cases where children were left home alone or under the supervision of a child under 10 years old.
 - The region has the highest preschool education coverage in the country - 8 to 9 out of 10 children aged 3-5 attend a preschool program. The region ranks 1st by this indicator. The net enrolment rate in primary education for children of school entry age is 78.4%.
 - Attendance at all levels of school education is higher than the national average.
- The region shows a high reading culture among school-age children. It ranks 3rd in the country for the share of children aged 7-14 who have more than 3 books - 8 out of 10 children have books. The region ranks 13th in terms of the share of children aged 7-14 who read at home - also 8 out of 10 children.
- There are no three-shift schools or schools in emergency condition in the region.
 - The quality of math education is comparable to the national level (11th in the country). In the region, 73.2% of children were able to demonstrate basic counting skills. It is recommended to strengthen the teaching of STEM subjects, improve the quality and training of the teaching staff, and upgrade school computer equipment, as only 53% of households own PCs, laptops, or tablets, which may limit children's access. In reading skills, the region performs above the national average and ranks 8th - 88.2% of children were able to demonstrate reading skills.
 - The region has average rates of youth not in education, employment, or training - from 6% among young men to 23.3% among young women. This issue requires a comprehensive solution, including providing accessible and quality education at all levels starting from primary school, adapted to labor market needs, early career guidance and support in choosing a profession, so that young people can make informed decisions, offering opportunities to acquire professional skills through vocational training and internships, supporting non-formal education and expanding online learning and courses, especially for youth in remote areas, developing job creation programs for young people, particularly in priority sectors, promoting youth entrepreneurship and simplifying employment procedures, reducing the tax burden on employers who hire youth, fighting discrimination in the labor market, developing family support programs, especially for low-income households, and addressing social problems such as domestic violence, drug addiction, and alcoholism.
 - Internet penetration in the region is lower than the national average - 93.6%. However, the share of households with digital devices for internet access ranks 3rd in the country - 57.9%.

CONCLUSIONS AND RECOMMENDATIONS

Areas for Growth

- The region has low access to water - up to 25% of the population reported issues with the availability and access to sufficient drinking water over the past year.
- The region accounts for 5.2% of total pollutant emissions (4th highest in the country). The environmental protection budget in 2023 ranked 6th in the country and amounted to 23.3 billion tenge, or 6.8% of total national expenditures. Emissions increased from 91.6 thousand tons in 2015 to 118.3 thousand tons in 2023. Over the same period, the environmental protection budget grew 4.5 times.
- The region has a low overall poverty rate (3.6%). However, the child poverty rate is higher than the national average and stands at 8.2% (7th in the country). Over the past 10 years, overall poverty has increased from 2.7% to 3.6%, and child poverty has increased from 5% to 8.2%. The multidimensional poverty rate in the region is below average - 19.4%, meaning every fifth child experiences multiple deprivations, including access to balanced nutrition, clothing, quality leisure, socialization, housing conditions, education, the presence of household debt, and others. The number of people living in poverty in the region is around 67.6 thousand, while only 10.3 thousand people receive Targeted Social Assistance (hereinafter - TSA). It is recommended to increase coverage of poor families with TSA, conduct training for social workers on identifying and assessing families in difficult life situations (hereinafter - DLS), develop case management and integrated social services to support families in DLS, including comprehensive support from all key district-level agencies, and to develop minimum service standards.
- The region ranks 15th in terms of the share of education spending in the total budget (270.5 thousand tenge per capita), 17th in healthcare spending (16.7 thousand tenge per capita), and 14th in social protection spending (36.9 thousand tenge per capita).
- There was a slight population decline of 0.5% in May 2025 compared to May 2024.
- Life expectancy at birth ranked 16th in the country and was 73.65 years in 2023.
- Vaccination coverage in the region is comparable to national averages, generally ranging from 50% to 70%. However, 26.4% of children (every fourth child) aged one to two years and 9.9% of children aged two to three years (every tenth child) remain unvaccinated. As recommendations, it is necessary to develop a regional human resources plan for healthcare in the field of immunization, strengthen capacity related to planning, monitoring, and evaluation of routine and supplementary immunization activities, conduct training based on the Standard Competency Framework for immunization personnel, with special focus on true/false contraindications and communication skills, develop a regional communication plan on immunization issues, including strategies to increase and improve the online presence of health institutions to address parental vaccine hesitancy *

*Source – Action Plan to Increase Routine Immunization Coverage in the Republic of Kazakhstan, UNICEF

CONCLUSIONS AND RECOMMENDATIONS

Areas for Growth

- In 2024, maternal mortality in the region increased from 20.8 (in 2023) to 34.1 deaths per 100,000 live births - the second highest in the country.
- The region ranks 19th in newborn care - every second newborn is left without follow-up care within the first week after discharge. Postnatal care for mothers stands at 42.2%, meaning four out of ten women receive no follow-up after childbirth. This is one of the worst indicators in the country.
- The region has the highest birth rate among adolescents and young women aged 15-19 - 111 births per 1,000 women (1st in the country).
- The rate of early marriages (under age 18) is twice the national average - 11.9% of women (3rd highest in the country). It is important to note a negative trend in early marriages - among younger women, the rate of early marriages is 1.3 times higher than among older women. Recommendations include raising awareness among youth and adolescents on family planning and contraception, implementing sex education courses, tightening criminal legislation on bride kidnapping and early marriages, placing greater emphasis on girls' education and career planning, and fostering negative public perception of early marriages.
- The region has a high percentage of children involved in child labor (4th highest in the country). A total of 15.4% of children are engaged in economic activities or household work beyond age-appropriate norms.
- The proportion of children exposed to physical or emotional violence as part of disciplinary practices is 41.3%, or 4 out of 10 children. The region ranks 7th in the country by this indicator.

Social and Economic Profile of the Kostanay region 2025
UNICEF Kazakhstan and National Statistics Bureau
Copyright ©2025

This publication is available at the following links:
www.unicef.org/Kazakhstan
<https://stat.gov.kz>

The views expressed in this publication are those of the authors and do not necessarily reflect the official position of the United Nations Children's Fund (UNICEF) Kazakhstan Country Office.

The names and content used in this publication do not imply any opinion by UNICEF regarding the legal status of children in Kazakhstan, the delimitation of any country or territory, or its authorities or borders.

This publication is distributed free of charge. When reprinting, citing, or using the information for other purposes, reference to this publication is mandatory.

Correspondence to be sent to:
UNICEF Kazakhstan, 10 Beibitshilik Street, Block 1, Astana,
Z10K8H4, Republic of Kazakhstan, +7 (7172) 32-29-69

Recommended link to the report:
UNICEF Kazakhstan and BNS (2025). Social and Economic Profile of the Kostanay region 2025