





CHILDREN WITH DISABILITIES AND EDUCATION

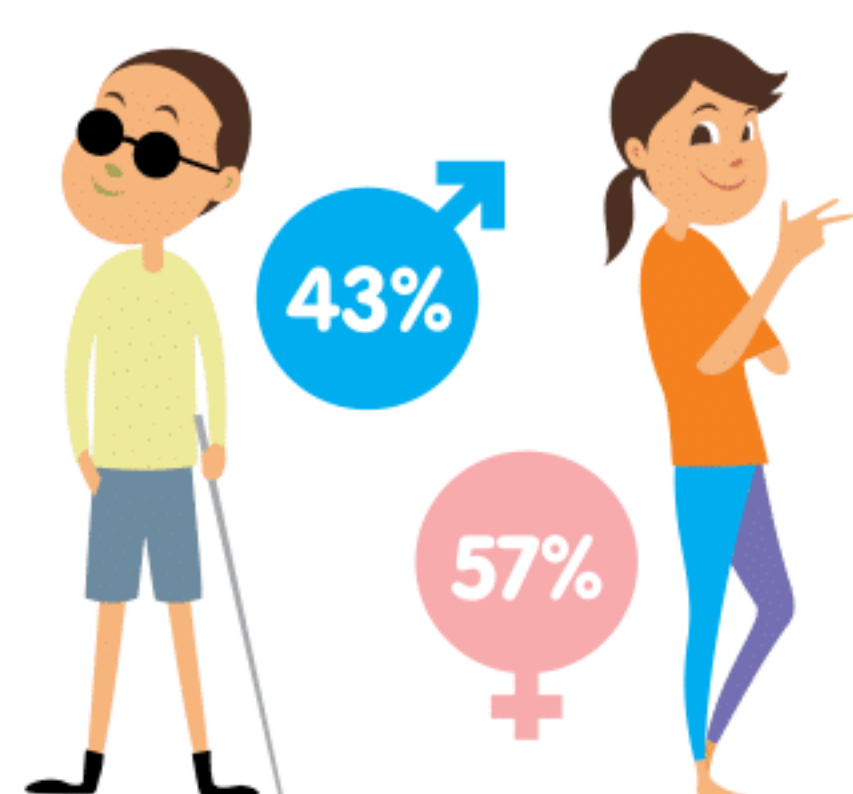
(school aged, 7-18 years)



0.8%

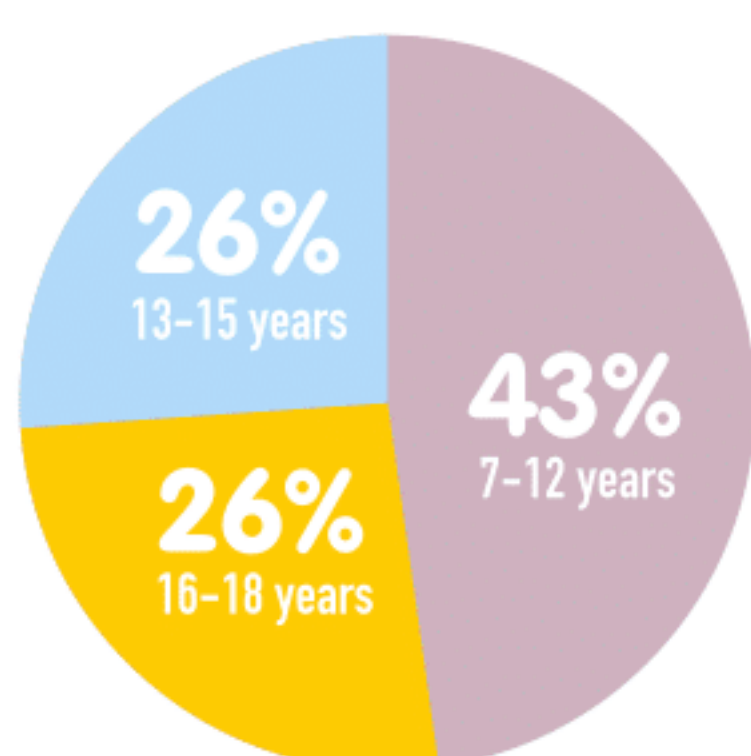
children aged 7-18 years
have **disability** or equal to
around **460 thousand** children.

General Background of Children with Disabilities



43%

57%



47% live in rural area

53% live in urban area



1/2 children with disabilities come from 40% of poorest household

1. Access



Special Education

2.212
schools



180 of Primary School



101 of Junior Secondary School



70 of Senior Secondary School



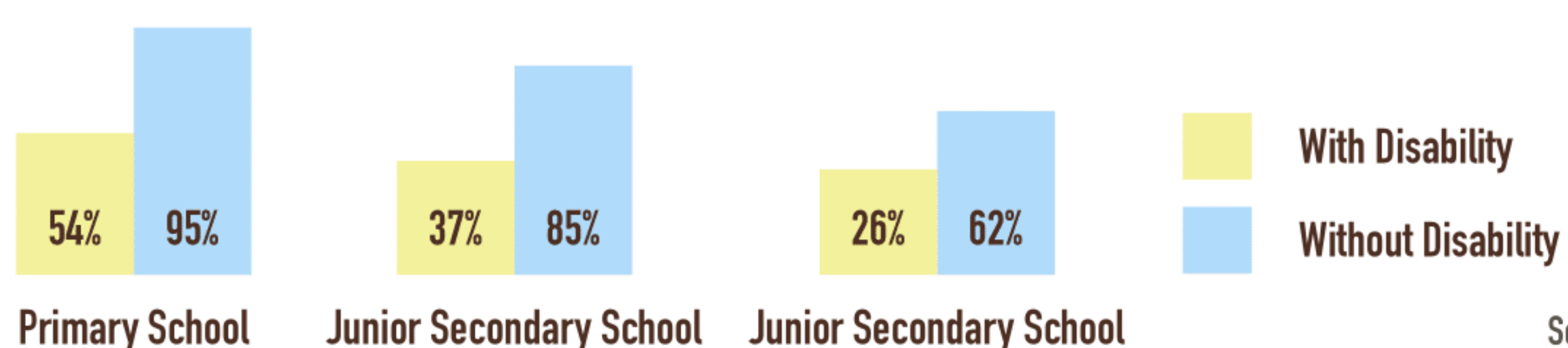
1.861 of Special School

Education Pathway Analysis for Youth aged 19-21 years old by disabilities status



The pathway analysis that used SUSENAS 2018 data provides information about education progression history from primary up to upper secondary level among youth aged 19-21 years (1-3 years above the official upper secondary completion age). The analysis found that children with disabilities are the most disadvantaged group who has many difficulties in accessing and completing education. While almost all children (99.6%) without disabilities participated in primary school, nearly 30% of children with disabilities have never set foot in a school. In addition, greater proportions of children with disabilities drop out of school compared to those without disabilities. While 62% of children without disabilities successfully have completed upper secondary education, only 26% of children with disabilities have.

Completion Rate (1-3 years above ISCED completion age), 2018

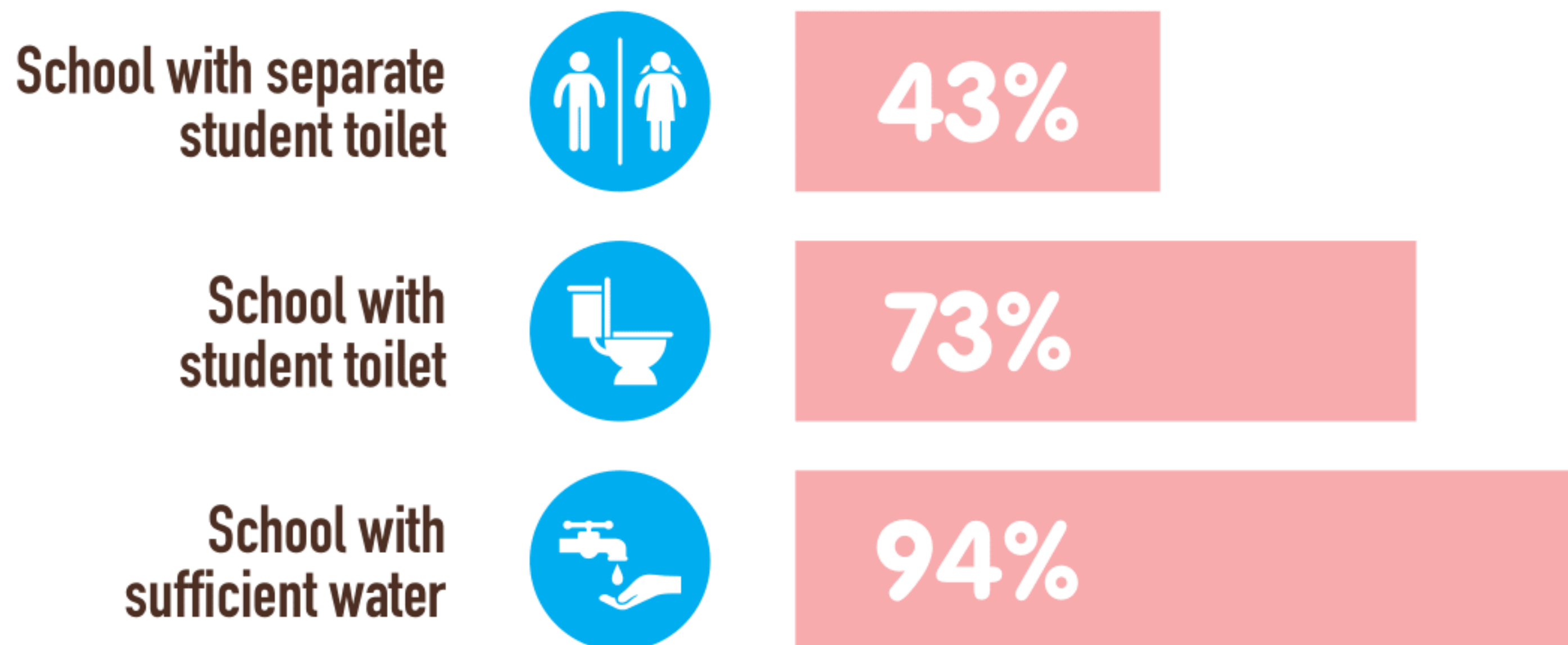


Source: Susenas, 2018

Completion rate analysis shows that 95% of children without disabilities completed primary school, compared to only 54% of children with disabilities. The proportion drops significantly as the education level rises. At senior secondary level, around 62% of children without disabilities successfully completed senior secondary education, compared to only 26% of children with disabilities.

2. Quality

Proportion of special school with access to school sanitation component



Source: MoEC EMIS



Almost all of special school in Indonesia has sufficient water



1/4 of special school doesn't have student toilet facilities



Only a half special school with separate student toilet.

