



# DATA ON CHILDREN

AS DERIVED FROM THE  
2021 POPULATION  
AND HOUSING CENSUS



HELLENIC STATISTICAL AUTHORITY

Piraeus 2024




HELLENIC STATISTICAL AUTHORITY

# DATA ON CHILDREN

AS DERIVED FROM THE  
2021 POPULATION  
AND HOUSING CENSUS

Piraeus 2024



For the publication "Data on children as derived from 2021 Population - Housing Census", the Hellenic Statistical Authority closely co-operated with the UNICEF Greece Country Office.

We would like to extend our warm appreciation to UNICEF Representative in Greece, Dr. Ghassan Khalil, for the support provided by his colleagues on issues such as definition and identification of needs for statistical information related to children.

## **Coordinators**

Apostolos Kaspapis, Director of the President's Office – Hellenic Statistical Authority  
Ioannis Papachristodoulou, Child Rights Monitoring Specialist – Head of Planning, Monitoring and Evaluation,  
Unicef

## **Editing team**

### *Directorate General of Statistics*

Vasiliki Benaki, Head of General Directorate

### *Population, Employment and Cost of Living Statistics Division*

Spyridoula Sideri, Head of Division

### *Population and Migration Statistics Section*

Georgia Thymoglou, Head of Section

Aristea Tsochantari

Emmanouil Halaris

### *Statistical Information and Publications Division*

Athanasios Stavropoulos, Head of Division

### *Phototypesetting and Typographical Formating of Publications Section*

Violetta Dounia, Head of Section

### *Informatics Division*

#### *IT Applications Development Section*

Stavroula Kouziou

Nikolaos Lagouvardos

### *Methodology, Quality Management and International Relations Division*

#### *Statistical Confidentiality Assurance Section*

Vasiliki Spiliopoulou, Head of Section

### *Unicef Greece Country Office*

Skerlida Agolli, Planning and Monitoring Officer

Vasileios Fasoulis, Child Rights Monitoring Officer

## **Infographics - Graphic design**

### *Phototypesetting and Typographical Formating of Publications*

Violetta Dounia, Head of Section

Vasiliki Avarikioti

Dionysios Kapotsis

## **Proofreading - Editing**

### *Publications Proofreading and Translation Section*

Konstantinos Kampanakis, Head of Section

Georgia Dimitrakopoulou

### *Population and Migration Statistics Section*

Elissavet Vika

Ioanna Rapti

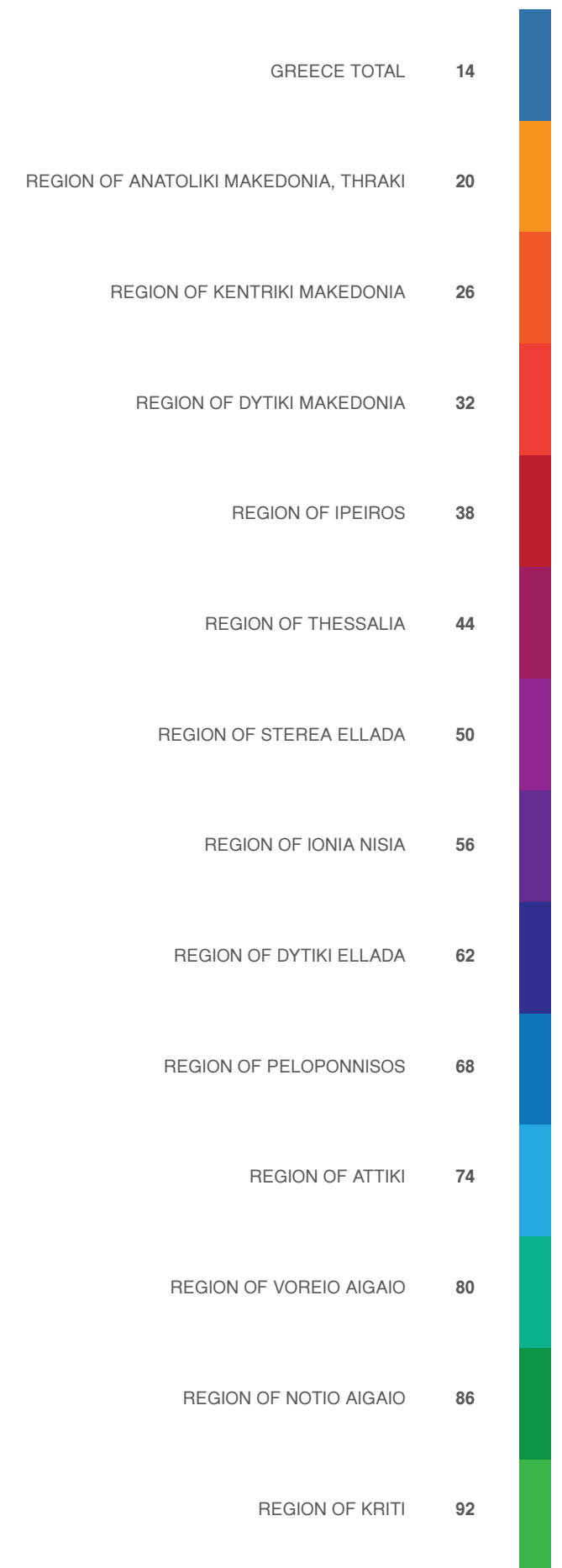
Every ten years, the Hellenic Statistical Authority (ELSTAT) conducts the Population-Housing Census aiming to collect data on the demographic and social characteristics of the Greek population, as well as on the composition of households and their housing conditions. The census has long been considered as the most complex and large-scale statistical work, covering the entire inhabited territory of the country (continental Greece, islands, border regions). The census results provide pertinent guidance to economic and social policy makers along with covering a number of international obligations of Greece.

The 2021 Census constitutes an important milestone in that: (i) it was the first digital census ever conducted in Greece; (ii) it exhibited an exceptionally high share of data collected through electronic self-enumeration; (iii) it featured a pioneering data collection method that induced massive participation of the population, notwithstanding the challenges posed by the covid-19 pandemic. Furthermore, the possibility - for the first time in the history of censuses in Greece - of directly matching census data with administrative records, thanks to the use of common unique identifiers, has enabled the immediate and reliable identification of errors (“dummy” records, double recording, etc.) and thus ensured the quality and reliability of the census results. The ensuing exhaustiveness of the collected data constitutes the basis for the creation of the first structured and comprehensive statistical population register that will, henceforth, ensure full representation of all residents of Greece in official statistics.

The 2021 Census also constitutes an important legacy in two key aspects: at a technical level, the major innovations of the census, notably as regards its interconnectability with other databases, have been instrumental in the endeavor of the compilation of a dynamic statistical population register that contains information whose added value, for the first time, lies well beyond that of a mere snapshot of the population at the time of the census-conduct and can evolve along with the evolution of other databases. At an institutional level, it is the first census conducted by virtue of a law of the Hellenic Republic (Law 4772/2021), which was not only adopted by the absolute majority of the Hellenic Parliament but also enjoyed endorsement by a broad political spectrum. As a result, and always observing statistical confidentiality, both the resident population of Greece (the results of which being presented in this statistical release), and the registered population of Greece (i.e., the citizens registered in each municipality and municipal unit) were enumerated, producing information essential to the proper functioning of our democracy.

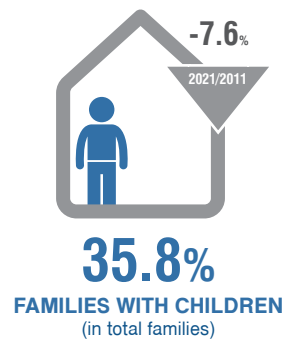
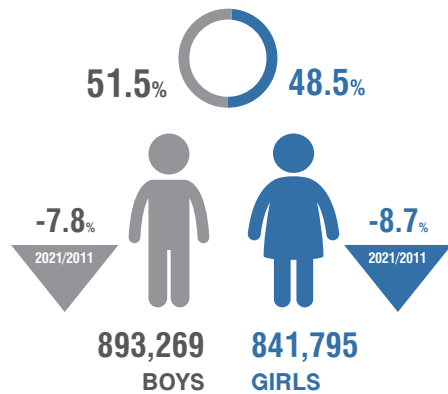
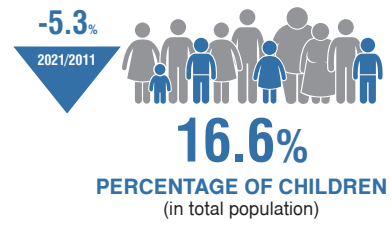
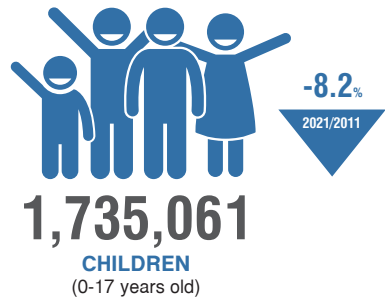


Athanasios C. Thanopoulos  
President  
of the Hellenic Statistical Authority (ELSTAT)

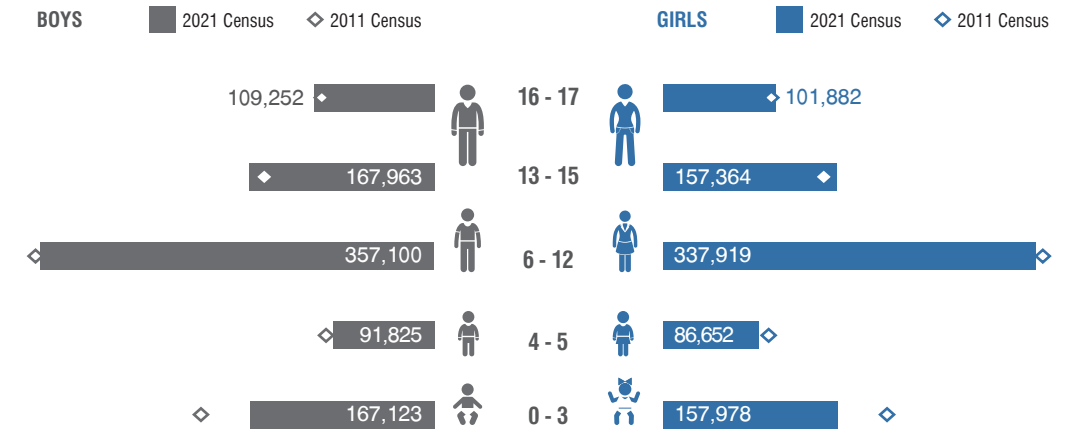


\*In cases where the absolute figures or the individual percentages do not add up to the total, this is due to the application of the statistical confidentiality method to the data of the 2021 Population - Housing Census or to rounding.

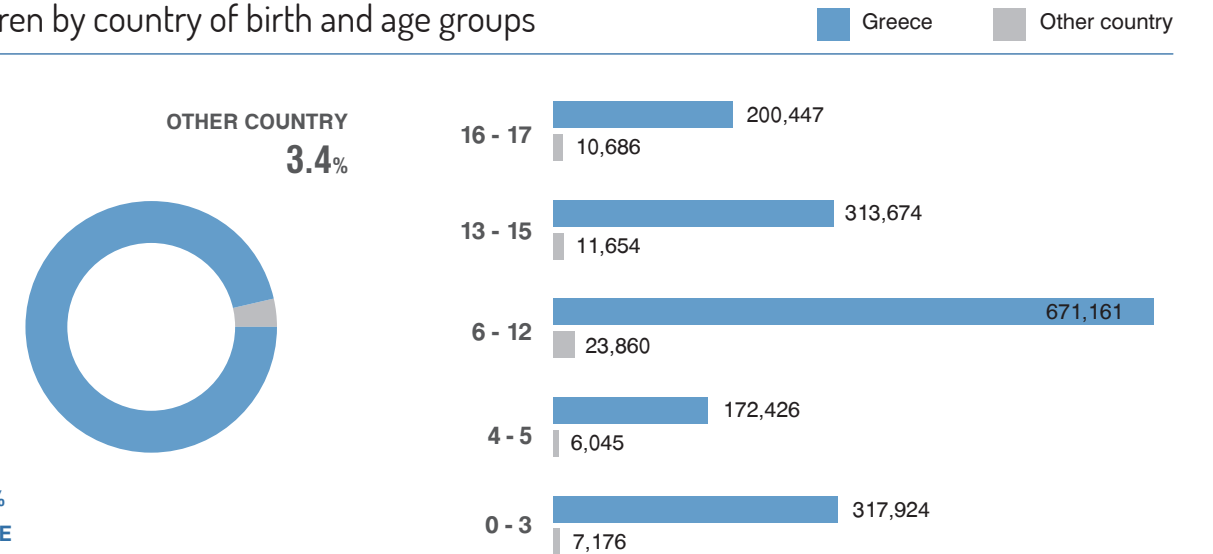
# GREECE TOTAL



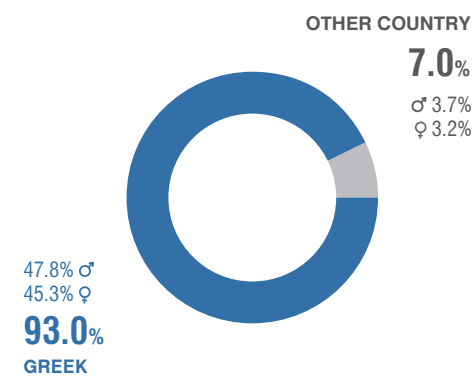
## Children by sex and age groups



## Children by country of birth and age groups



## Citizenship of children (%)



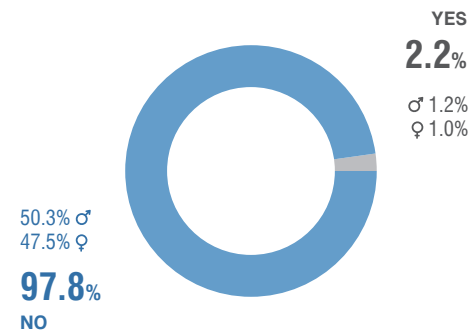
## Children with foreign citizenship

**120,677** (-32.7%) 2021/2011

5 COUNTRIES WITH LARGEST SHARES	2021		2011	
		%		%
Albania	71,536	59.3	127,811	71.2
Afghanistan	6,183	5.1	1,530	0.9
Romania	4,651	3.9	7,856	4.4
Bulgaria	3,907	3.2	10,999	6.1
Georgia	2,685	2.2	2,614	1.5
OTHER	31,713	26.3	28,603	15.9

### Arrived from abroad (%)

in the last 5 years



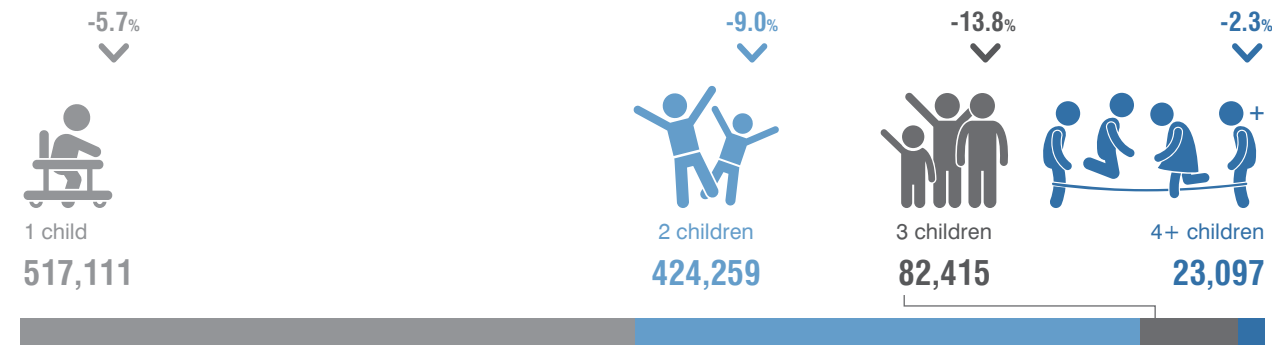
### Children by country of previous residence

**37,601** (-67.3%) 2021/2011

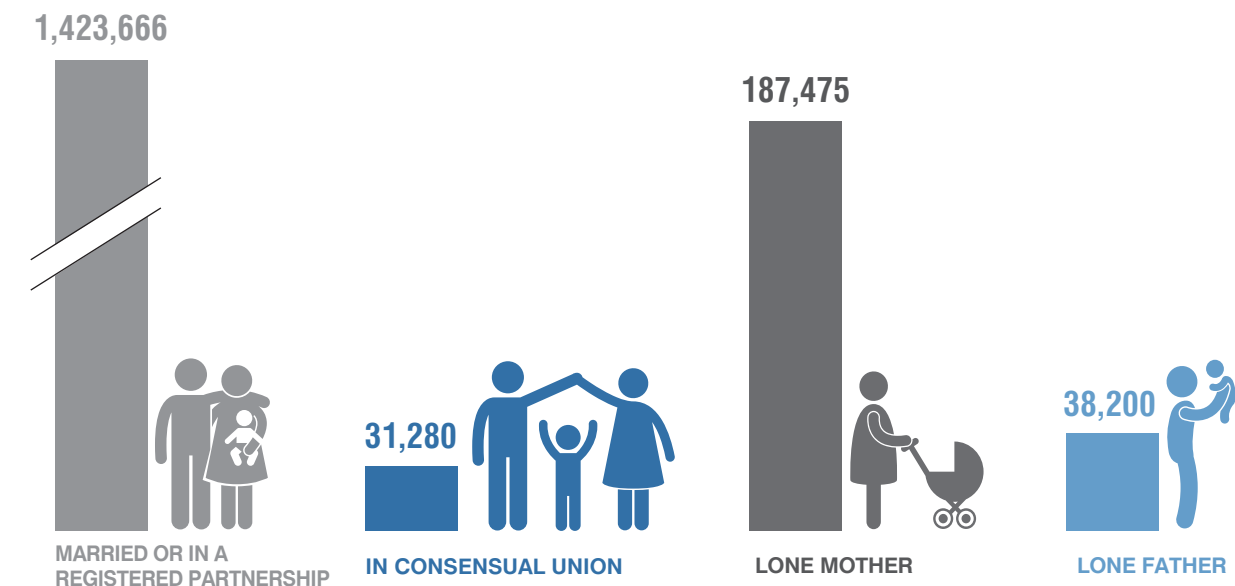
5 COUNTRIES WITH LARGEST SHARES	2021	%
Albania	8,789	23.4
Afghanistan	4,309	11.5
Germany	3,034	8.1
Syria	1,998	5.3
United Kingdom	1,606	4.3
OTHER	17,864	47.5

### Households by number of children

Change 2021/2011



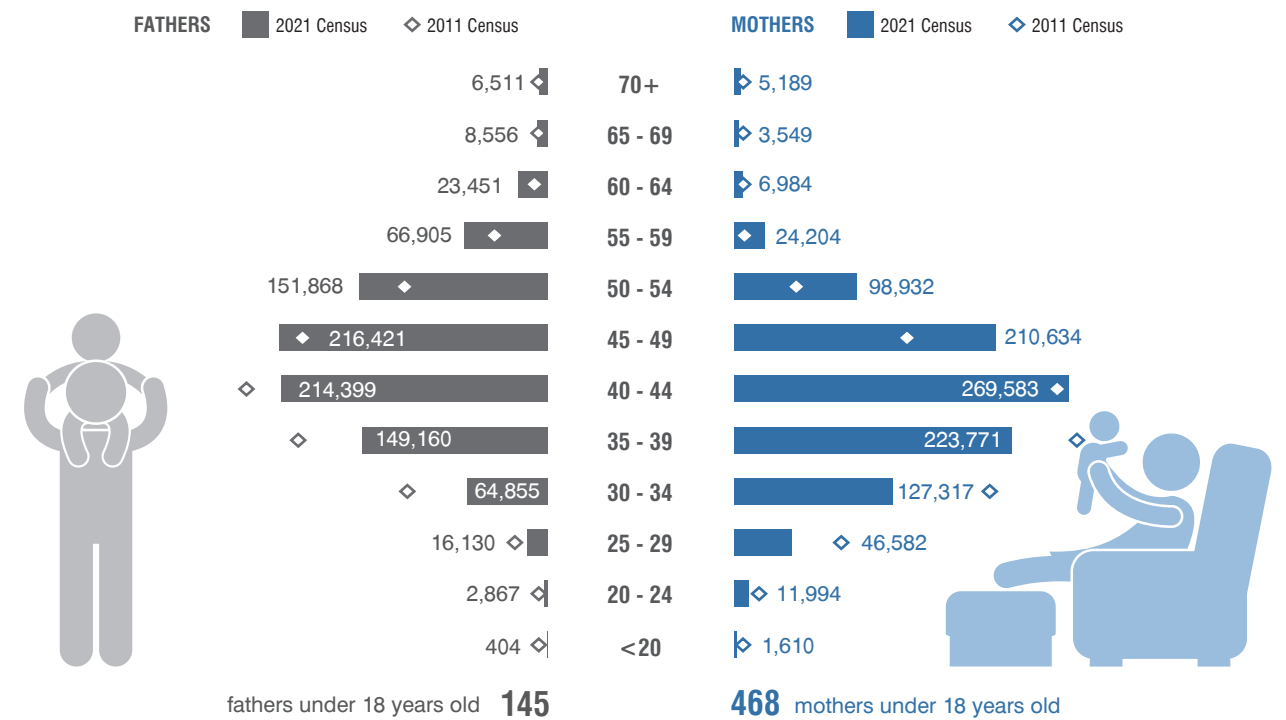
### Children by type of family nucleus




### Children by number of parents (in the same household) (%)



### Parents by sex and age groups

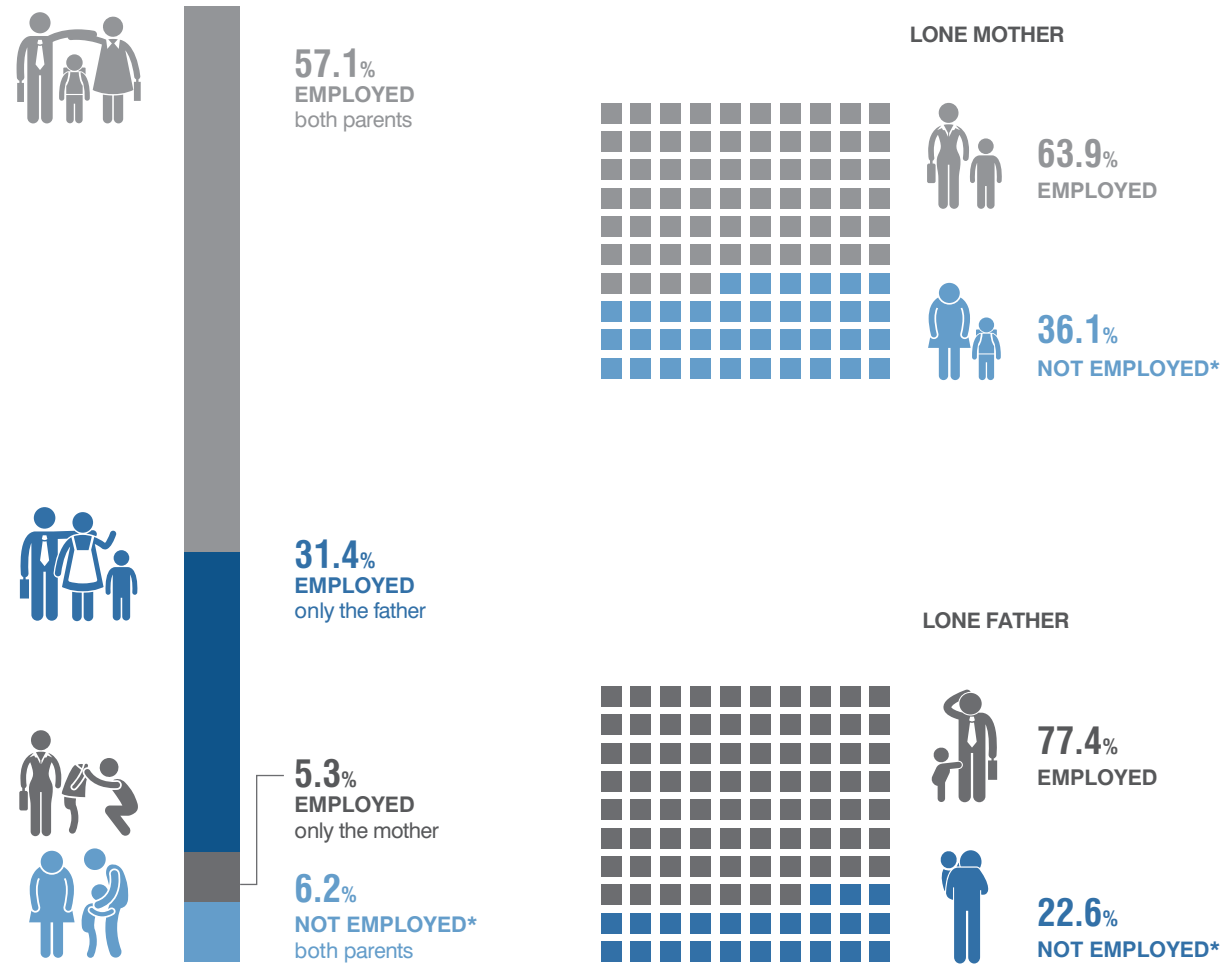


### Parents by educational attainment level (%)



### Children by type of family nucleus and activity status of the parents (%)

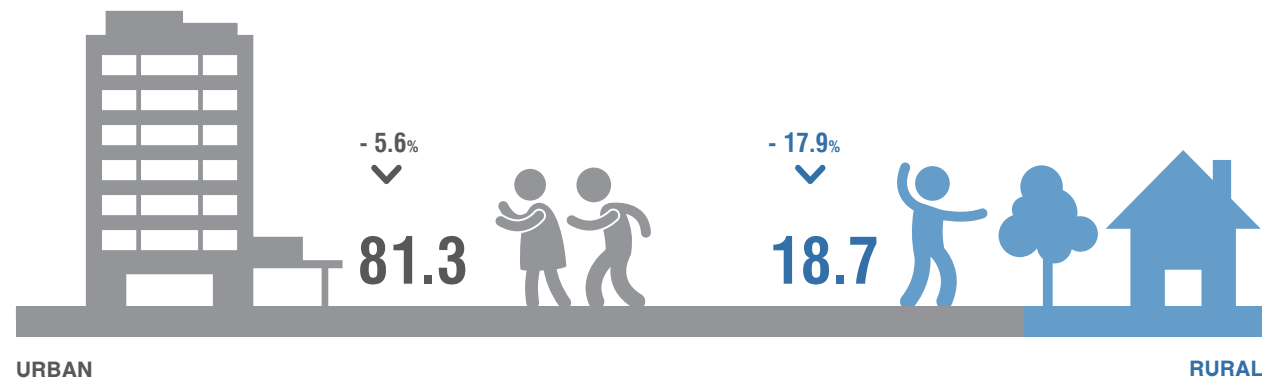
MARRIED OR IN A REGISTERED PARTNERSHIP / IN CONSENSUAL UNION



\* unemployed or not economically active

### Children by degree of urbanisation of place of residence (%)

Change 2021/2011



### Children by type of dwelling (%)

Change 2021/2011

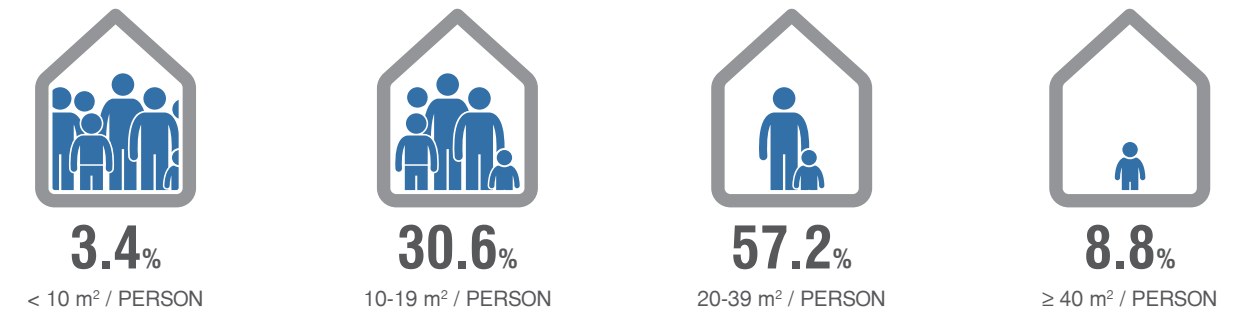


### Children by type of ownership of dwelling (%)


Change 2021/2011

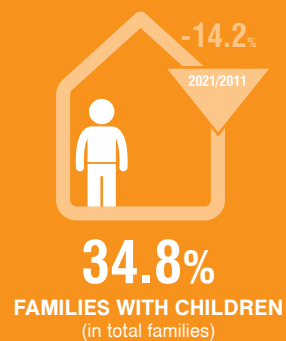
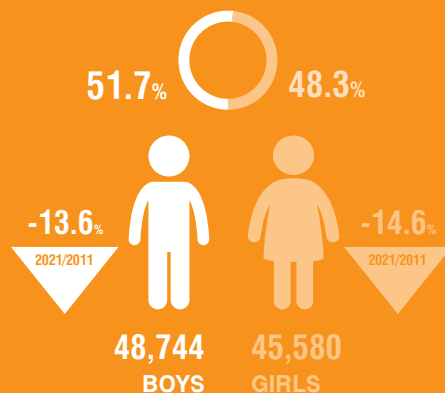
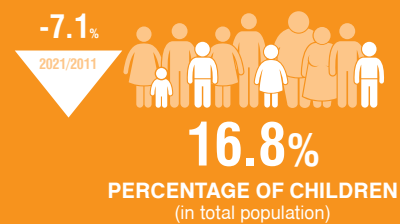
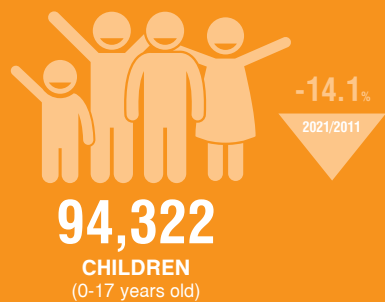


### Children by density standard (floor space) (%)

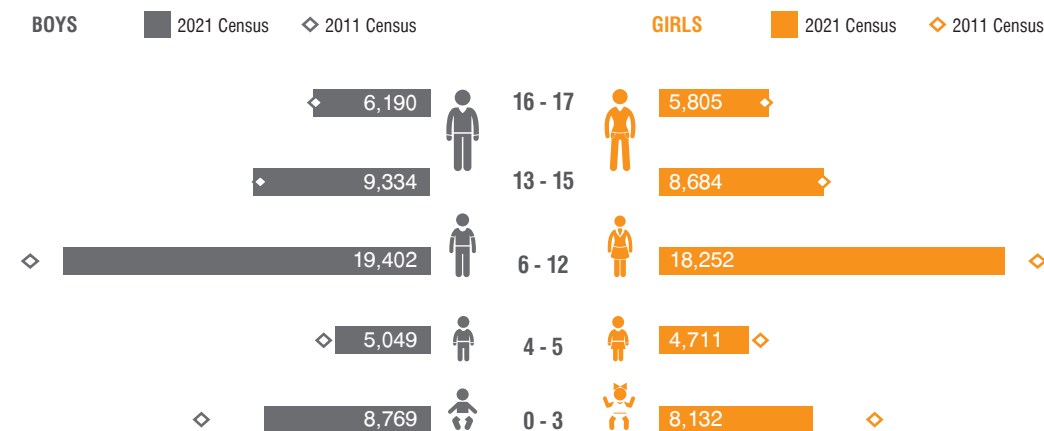


### Children by amenities of the dwelling (%)

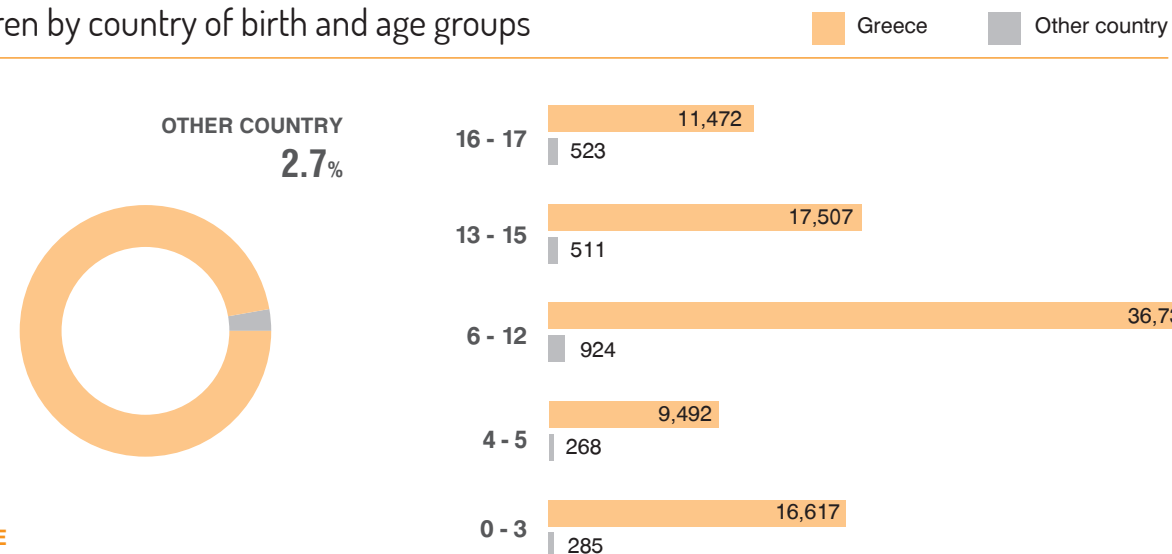




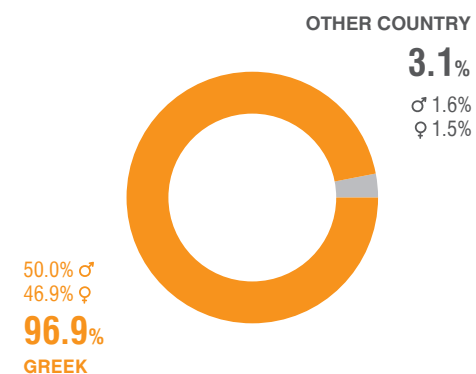
### Children by sex and age groups



### Children by country of birth and age groups



### Citizenship of children (%)



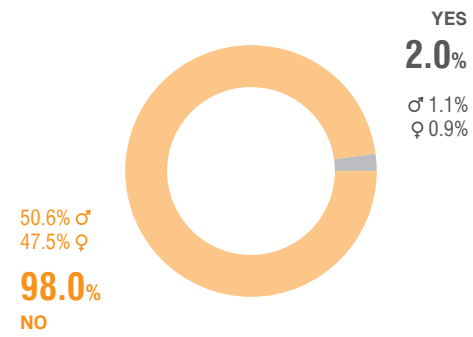
### Children with foreign citizenship

**2,921** (-27.0%) 2021/2011

5 COUNTRIES WITH LARGEST SHARES	2021		2011	
		%		%
Albania	1,800	61.6	2,747	68.6
Afghanistan	251	8.6	23	0.6
Bulgaria	189	6.5	538	13.4
Syria	178	6.1	1	0.0
Iraq	58	2.0	1	0.0
OTHER	446	15.3	693	17.3

### Arrived from abroad (%)

in the last 5 years



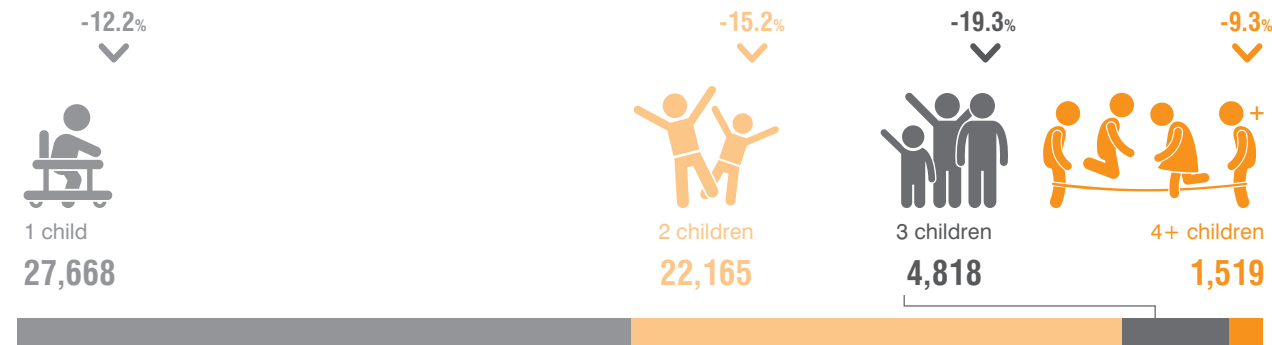
### Children by country of previous residence

1,864 (-74.0%) 2021/2011

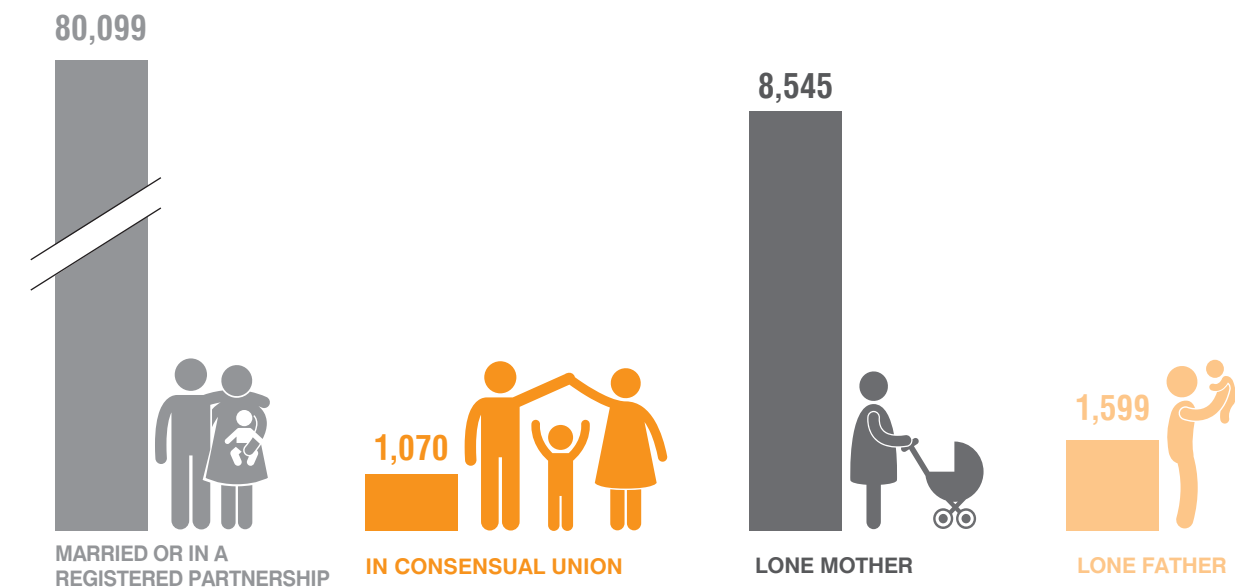
5 COUNTRIES WITH LARGEST SHARES	2021	%
Germany	467	25.1
Albania	318	17.1
Cyprus	199	10.7
Syria	148	7.9
Afghanistan	149	8.0
OTHER	576	30.9

### Households by number of children

Change 2021/2011



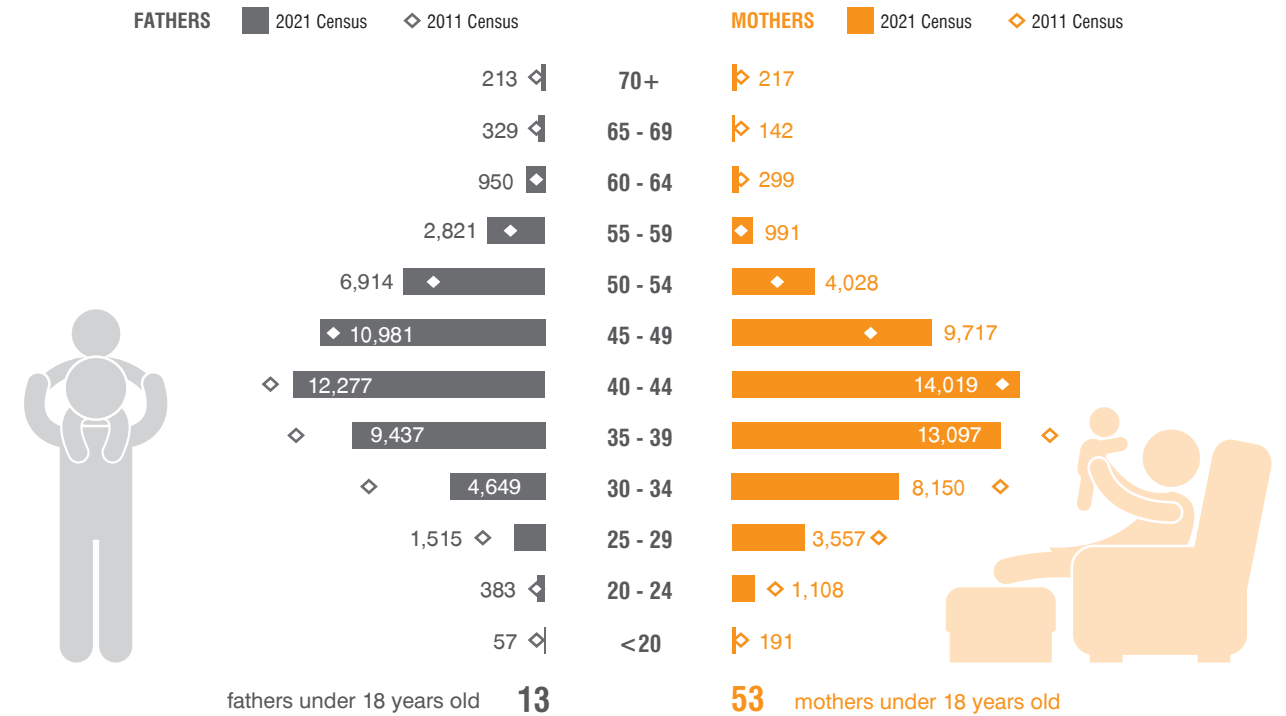
### Children by type of family nucleus




### Children by number of parents (in the same household) (%)



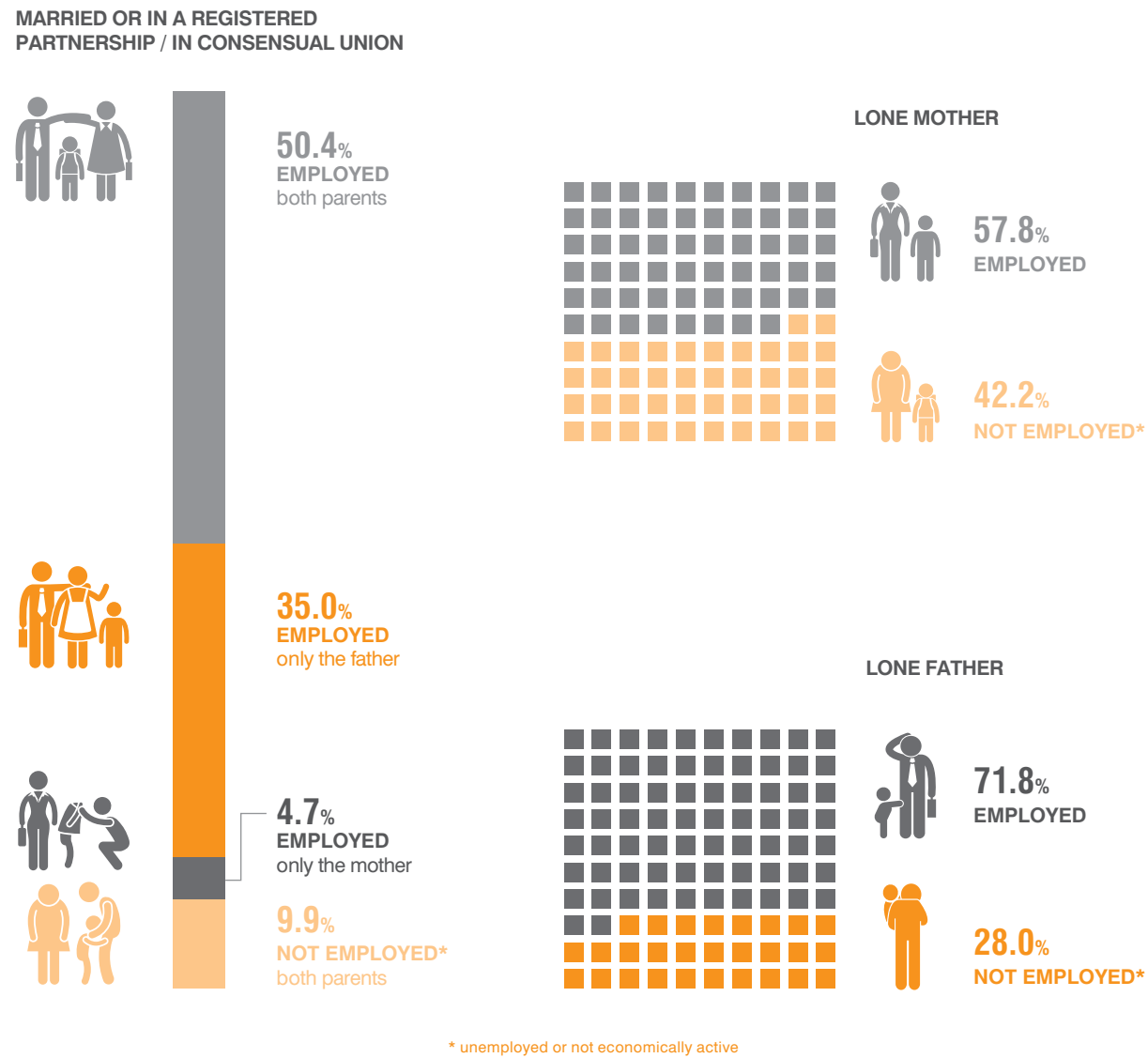
### Parents by sex and age groups



### Parents by educational attainment level (%)




### Children by type of family nucleus and activity status of the parents (%)



### Children by degree of urbanisation of place of residence (%)

Change 2021/2011



### Children by type of dwelling (%)

Change 2021/2011

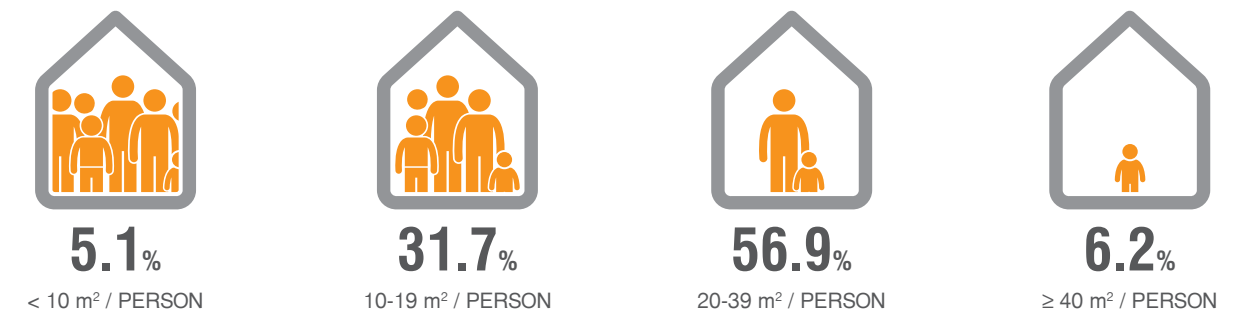


### Children by type of ownership of dwelling (%)


Change 2021/2011

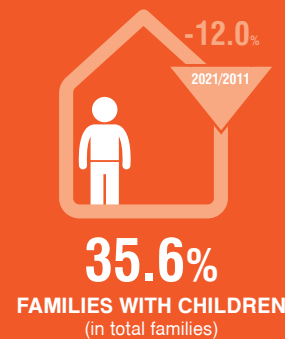
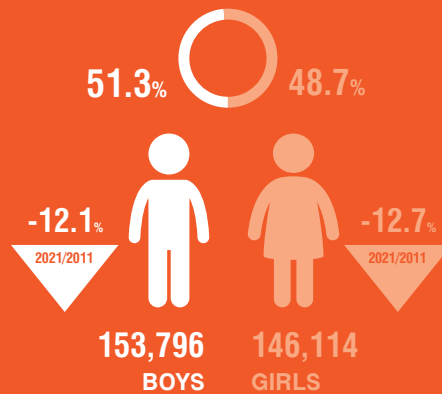
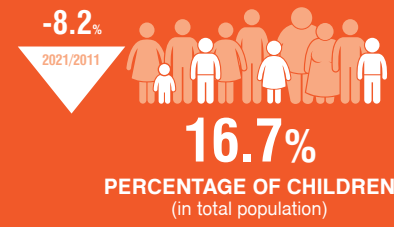



### Children by density standard (floor space) (%)

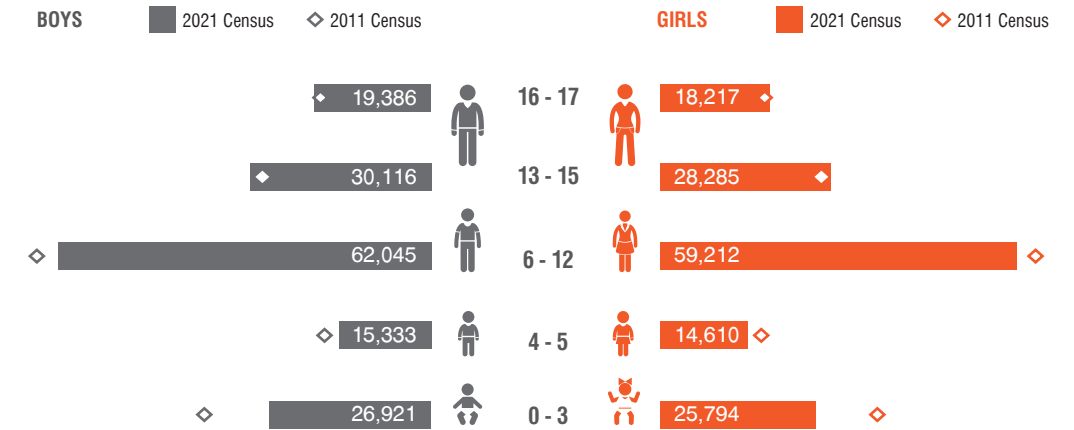


### Children by amenities of the dwelling (%)

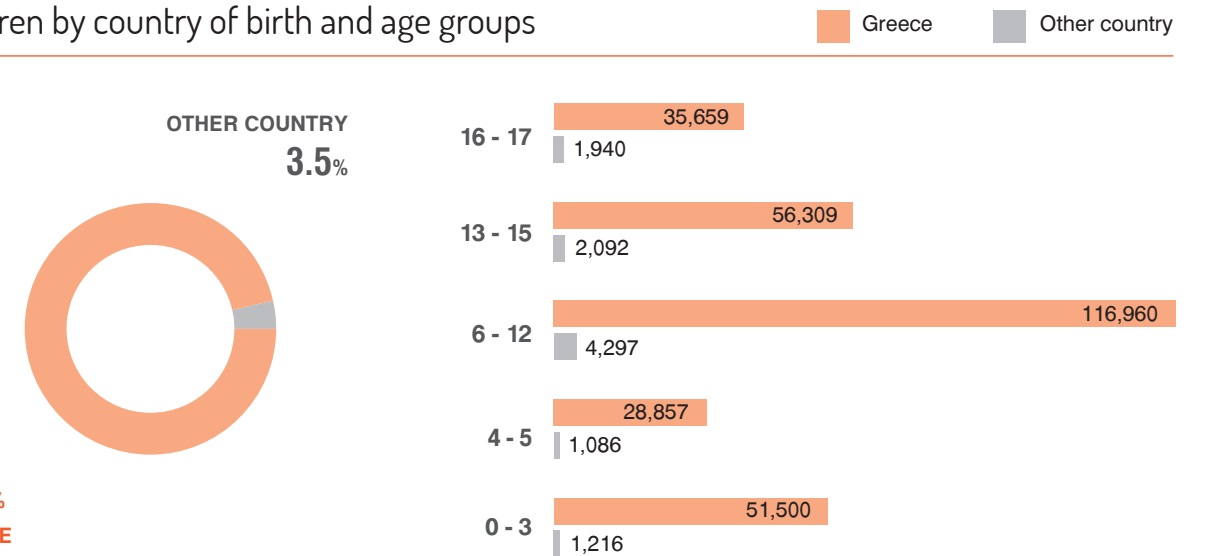




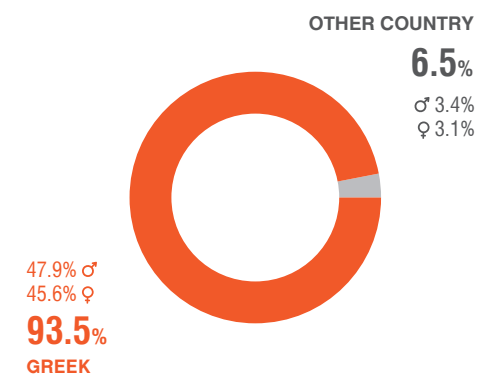
### Children by sex and age groups



### Children by country of birth and age groups



### Citizenship of children (%)



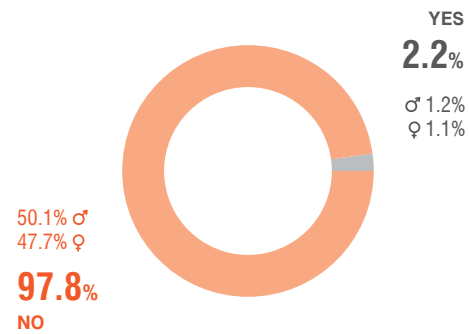
### Children with foreign citizenship

**19,497** (-23.0%) 2021/2011

5 COUNTRIES WITH LARGEST SHARES	2021		2011	
	Count	%	Count	%
Albania	13,566	69.6	19,925	78.7
Afghanistan	1,176	6.0	35	0.1
Georgia	672	3.4	1,151	4.5
Iraq	514	2.6	2	0.0
Bulgaria	455	2.3	1,461	5.8
OTHER	3,117	16.0	2,750	10.9

### Arrived from abroad (%)

in the last 5 years



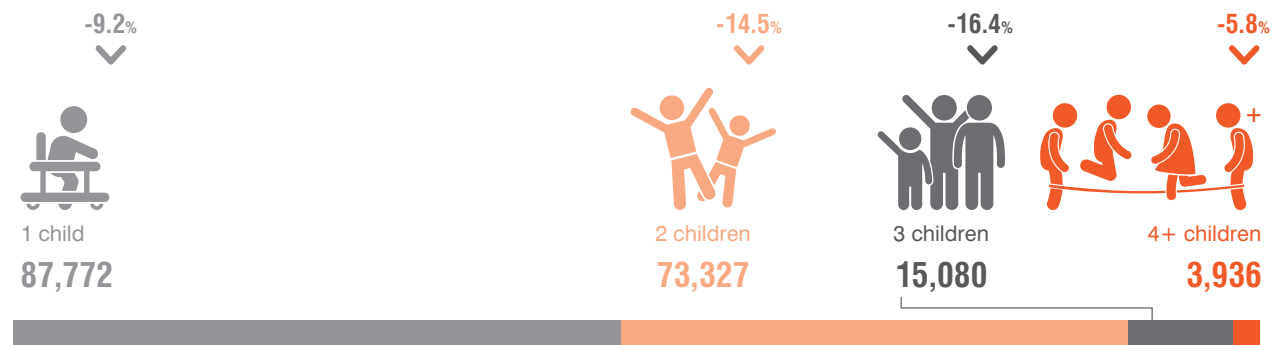
### Children by country of previous residence

6,732 (-70.3%) 2021/2011

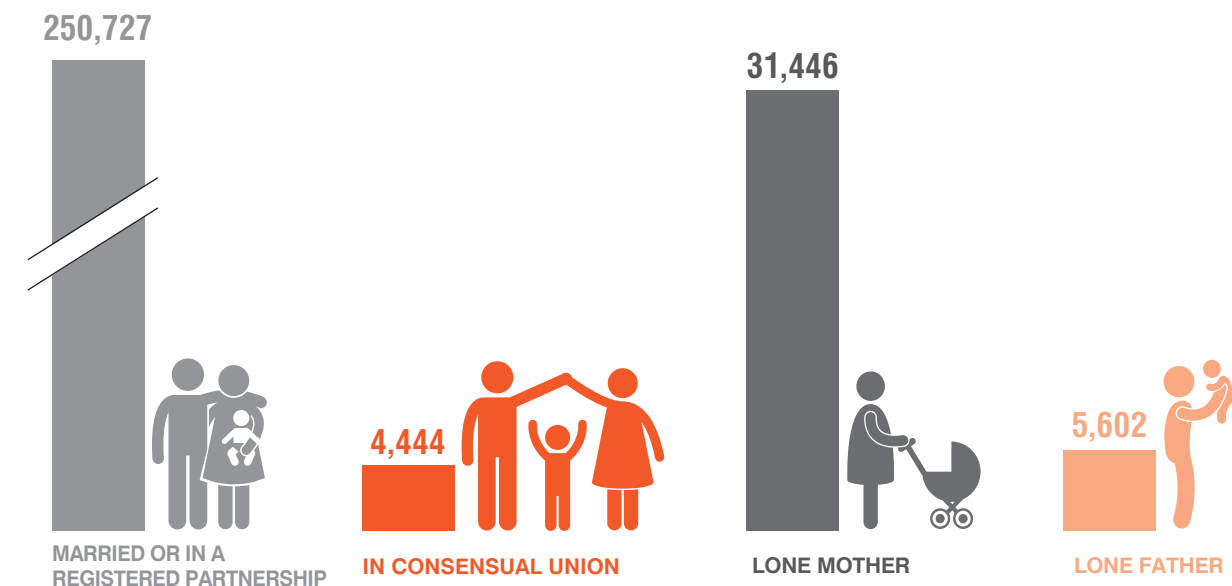
5 COUNTRIES WITH LARGEST SHARES	2021	%
Albania	1,688	25.1
Germany	1,020	15.2
Afghanistan	854	12.7
Iraq	433	6.4
Cyprus	297	4.4
OTHER	2,444	36.3

### Households by number of children

Change 2021/2011



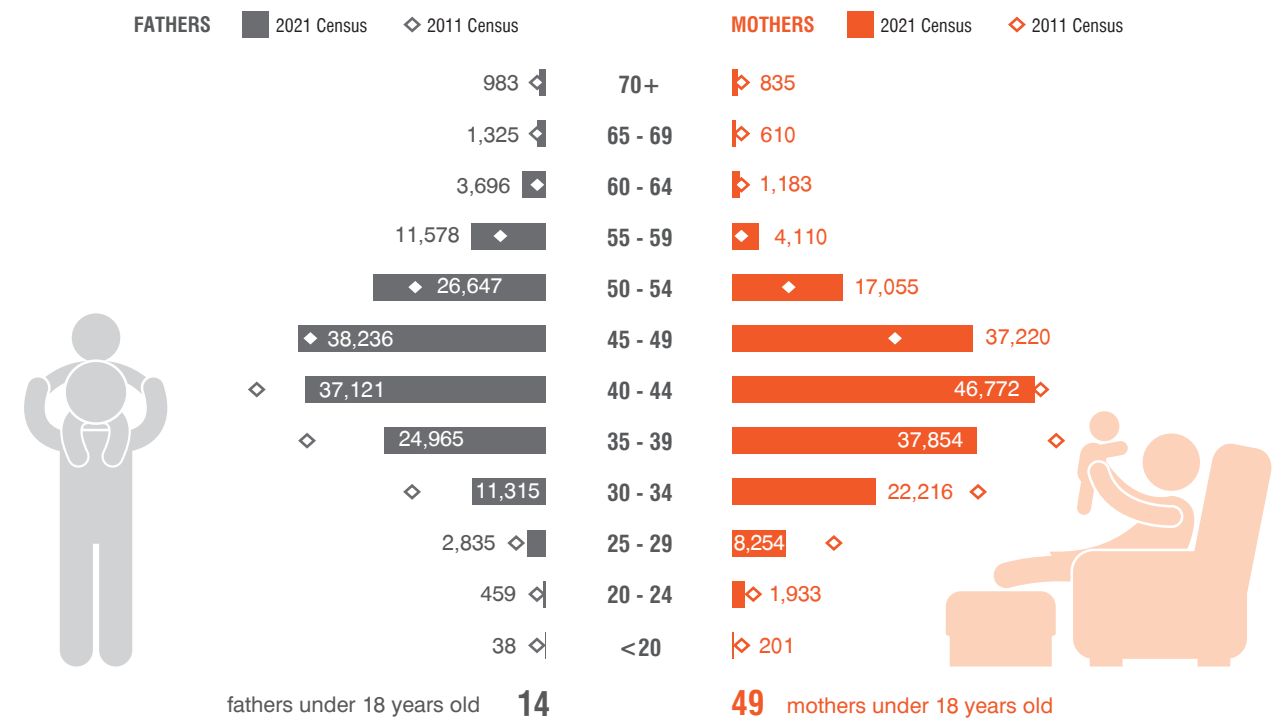
### Children by type of family nucleus




### Children by number of parents (in the same household) (%)



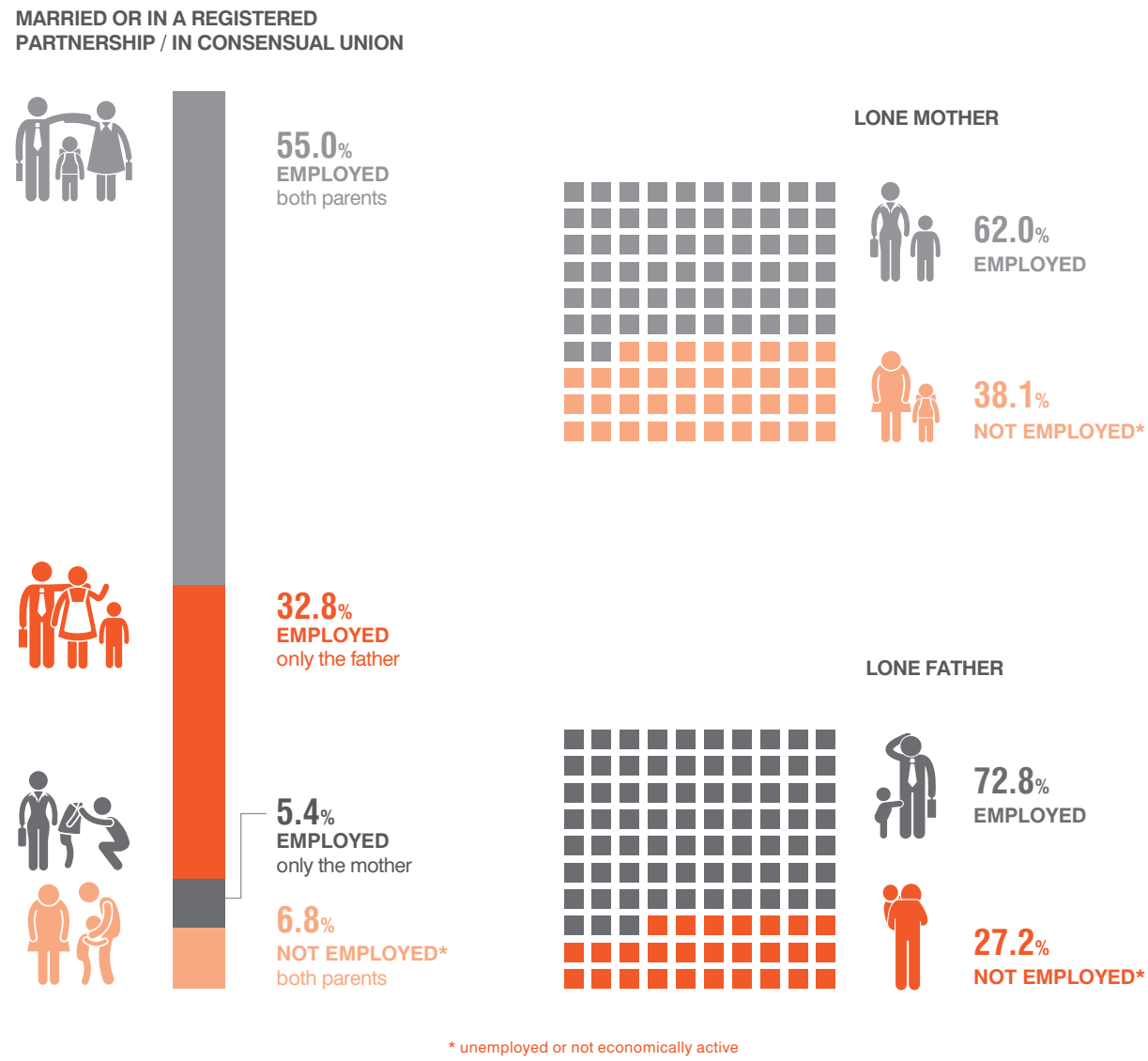
### Parents by sex and age groups



### Parents by educational attainment level (%)

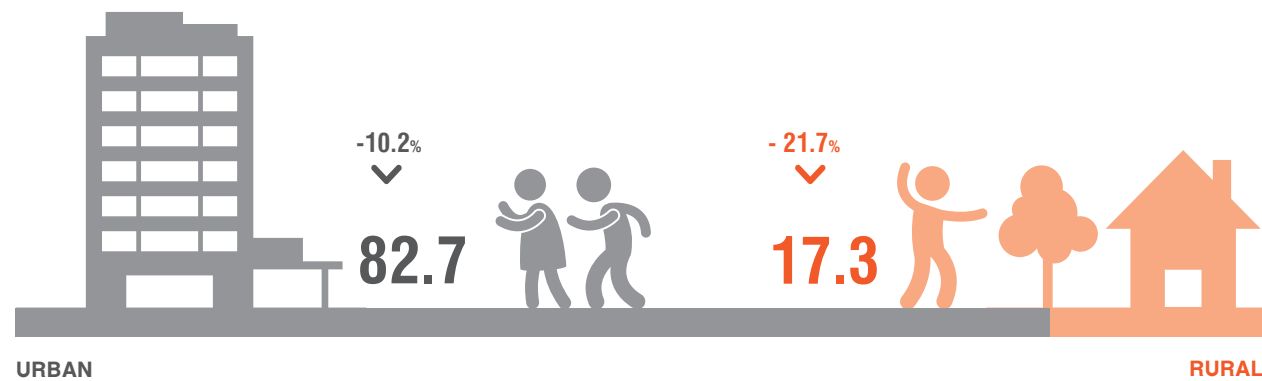


### Children by type of family nucleus and activity status of the parents (%)



### Children by degree of urbanisation of place of residence (%)

Change 2021/2011



### Children by type of dwelling (%)

Change 2021/2011

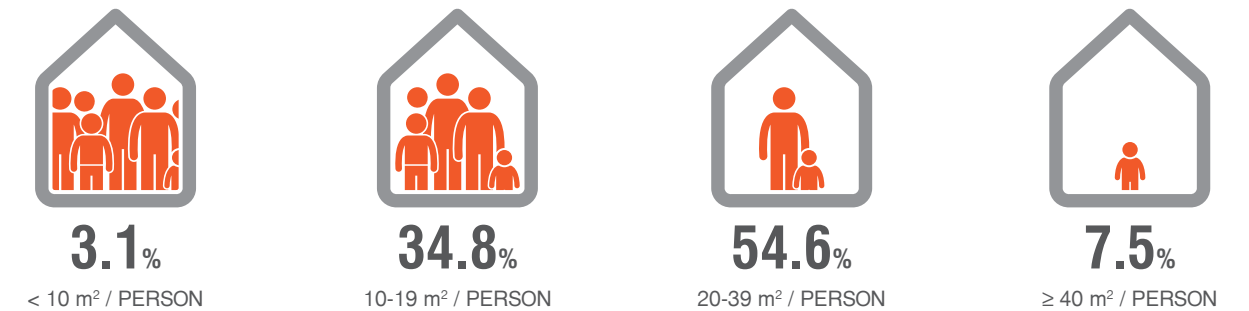


### Children by type of ownership of dwelling (%)


Change 2021/2011

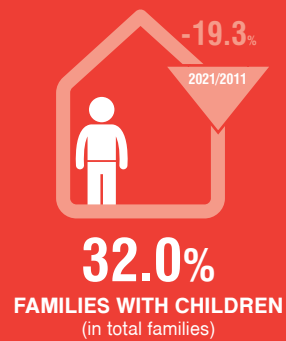
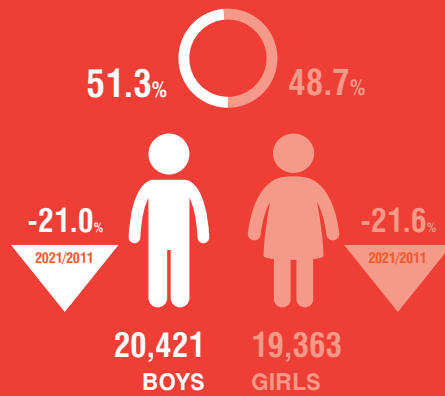
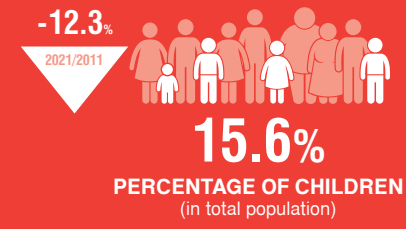



### Children by density standard (floor space) (%)

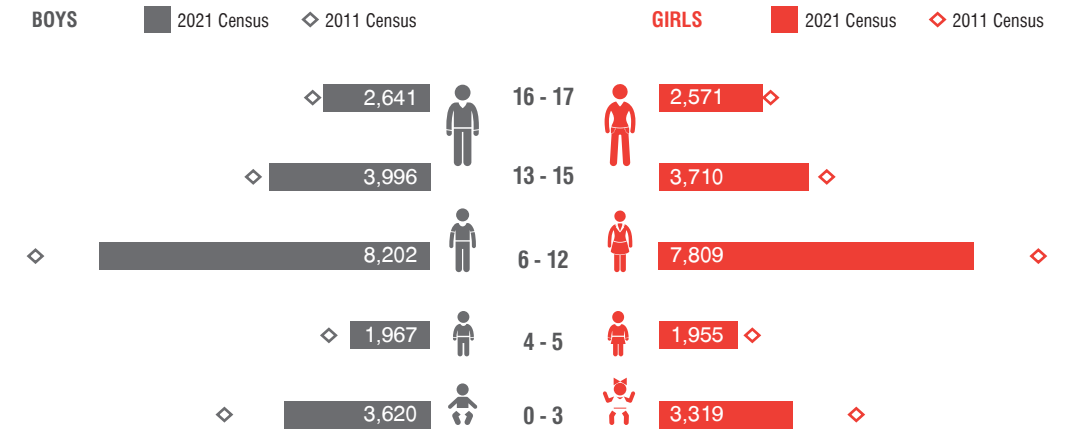


### Children by amenities of the dwelling (%)

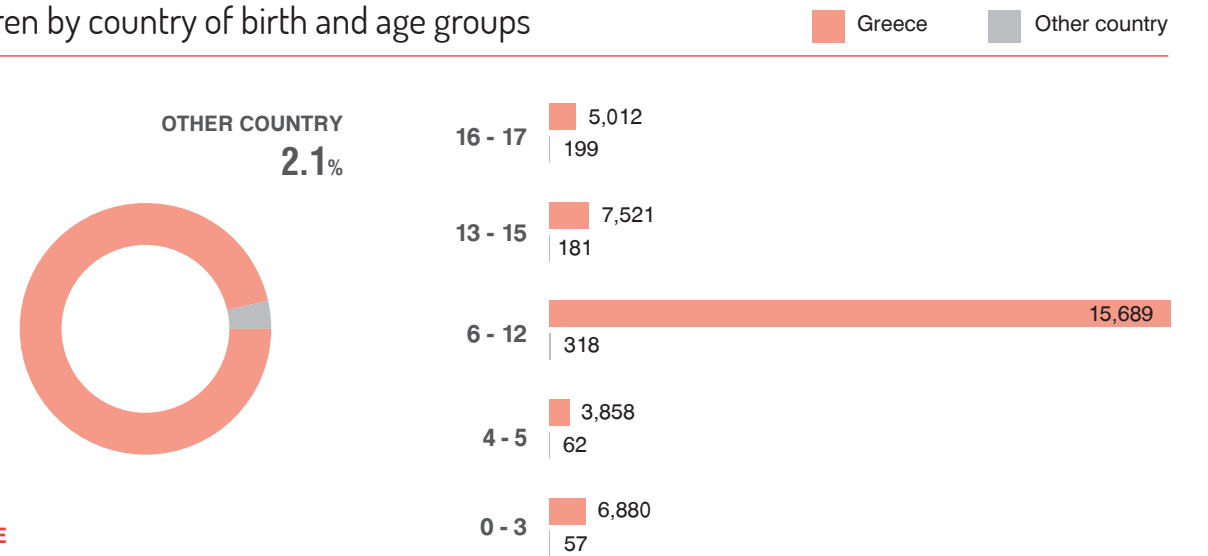




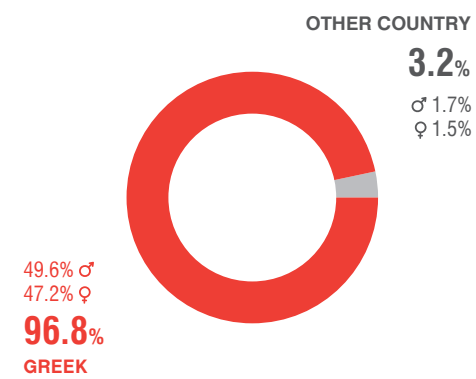
Children by sex and age groups



Children by country of birth and age groups



Citizenship of children (%)



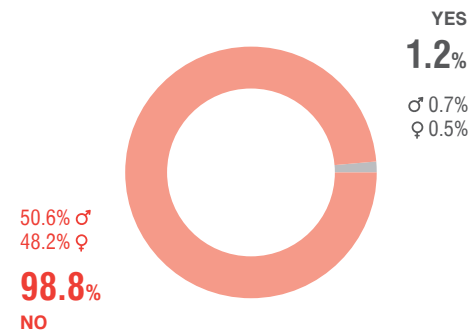
Children with foreign citizenship

**1,255** (-55.7%) 2021/2011

5 COUNTRIES WITH LARGEST SHARES	2021		2011	
		%		%
Albania	1,054	84.0	2,613	92.1
Somalia	22	1.8	0	0.0
Afghanistan	20	1.6	0	0.0
Bulgaria	19	1.5	48	1.7
Bangladesh	10	0.8	0	0.0
OTHER	126	10.0	175	6.2

### Arrived from abroad (%)

in the last 5 years



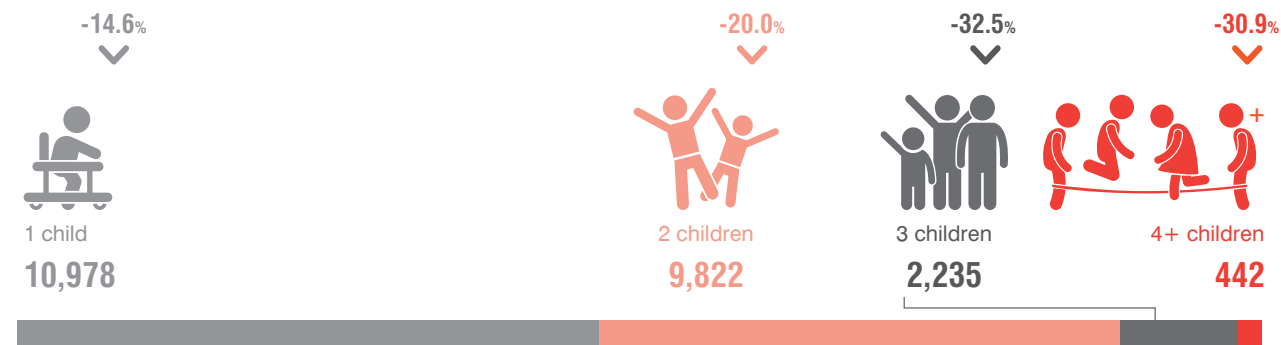
### Children by country of previous residence

487 (-82.2%) 2021/2011

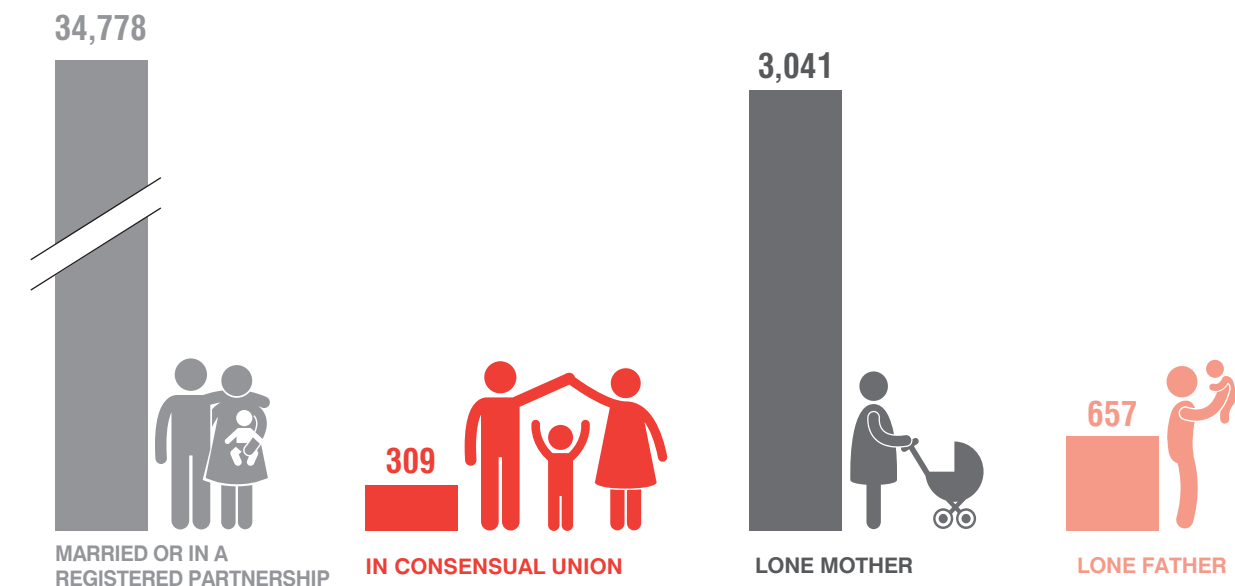
5 COUNTRIES WITH LARGEST SHARES	2021	%
Albania	206	42.3
Germany	73	15.0
Cyprus	28	5.7
United Kingdom	25	5.1
Afghanistan	20	4.1
OTHER	132	27.1

### Households by number of children

Change 2021/2011



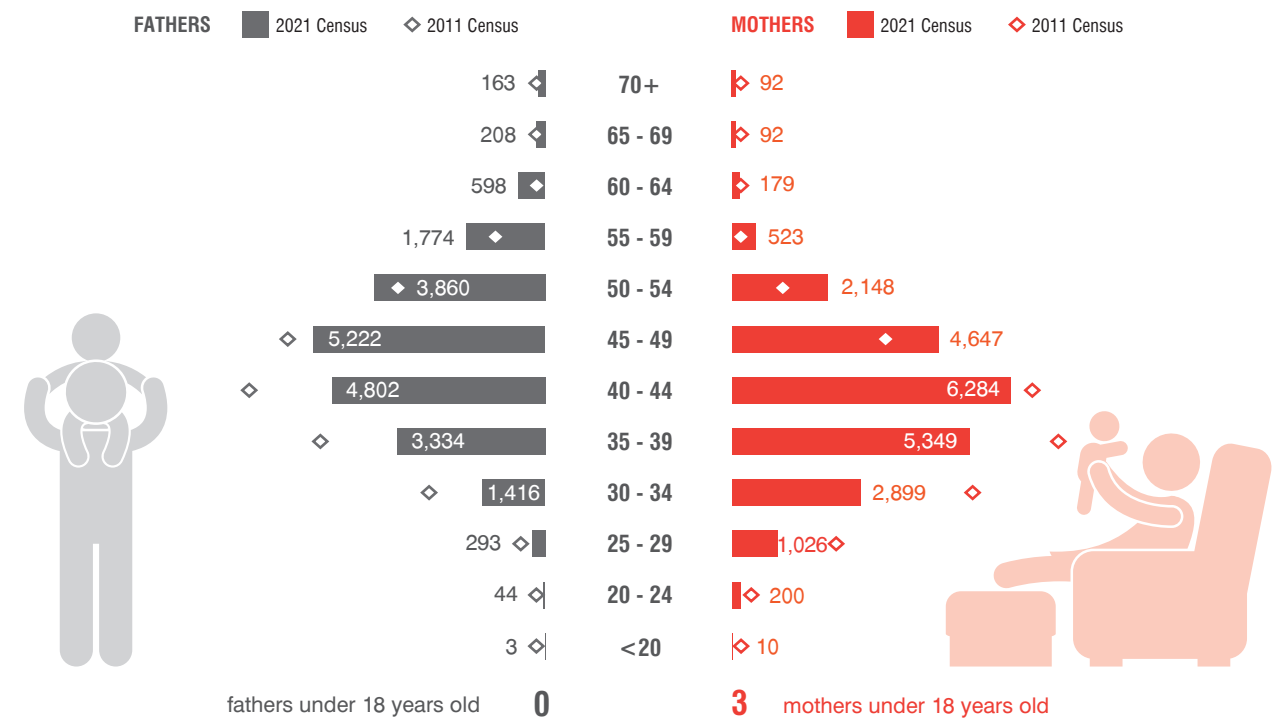
### Children by type of family nucleus



### Children by number of parents (in the same household) (%)



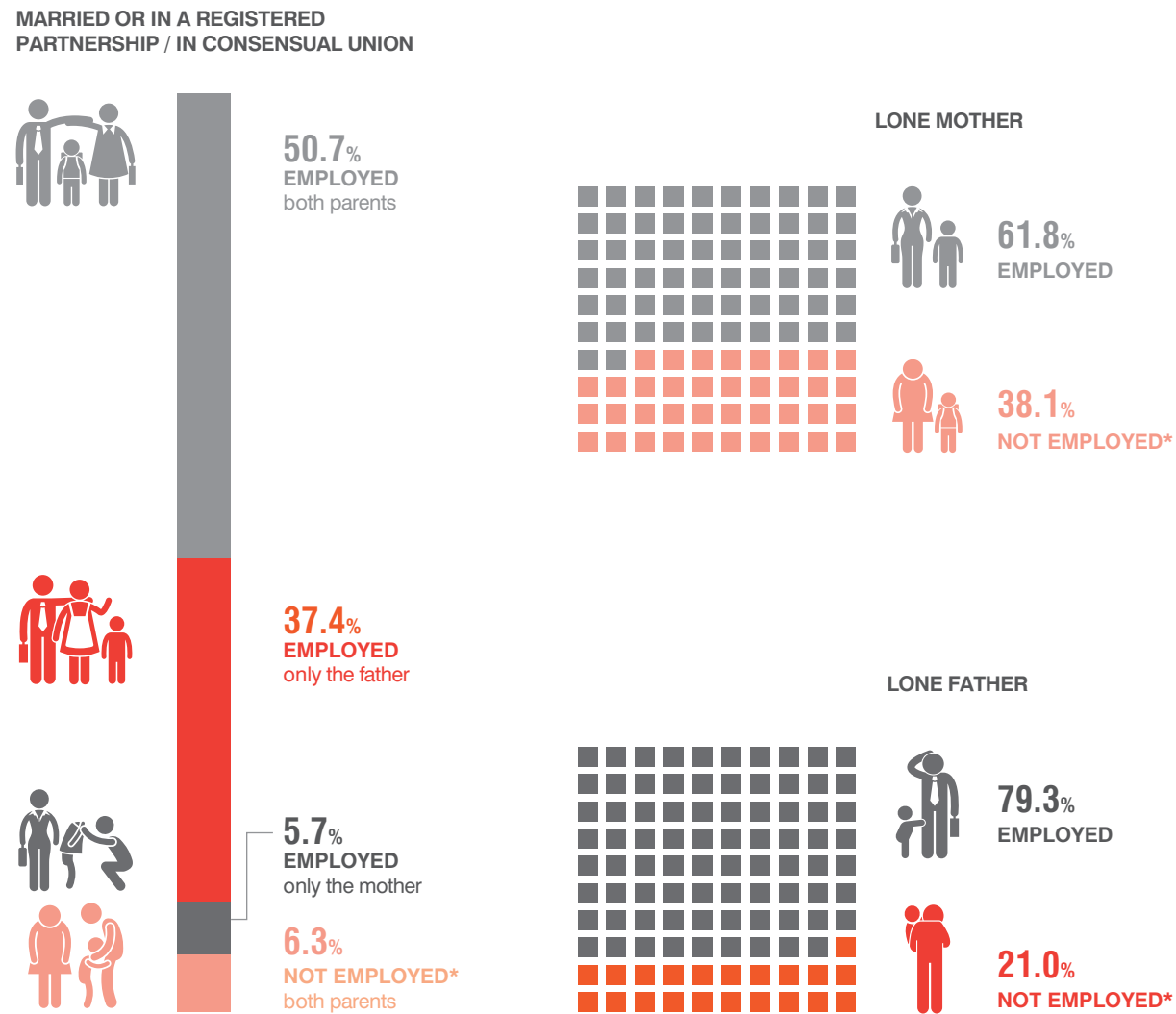
### Parents by sex and age groups



### Parents by educational attainment level (%)



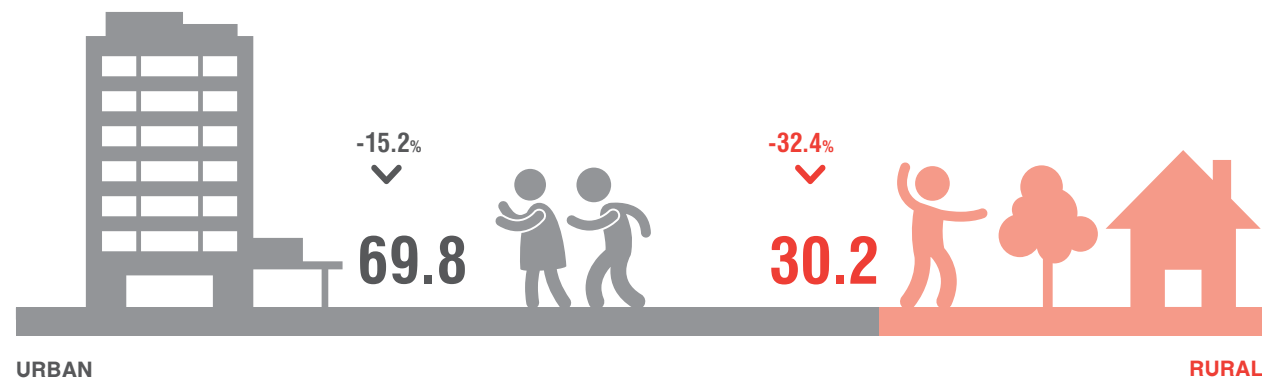
### Children by type of family nucleus and activity status of the parents (%)



\* unemployed or not economically active

### Children by degree of urbanisation of place of residence (%)

Change 2021/2011



### Children by type of dwelling (%)

Change 2021/2011

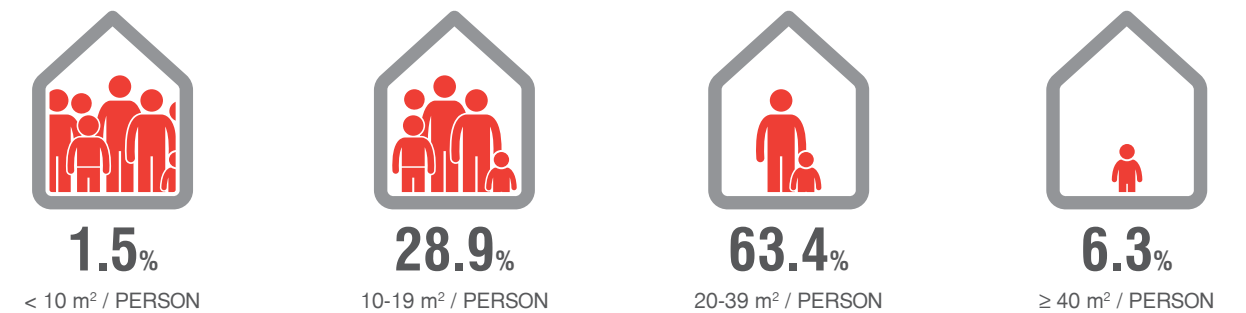


### Children by type of ownership of dwelling (%)


Change 2021/2011

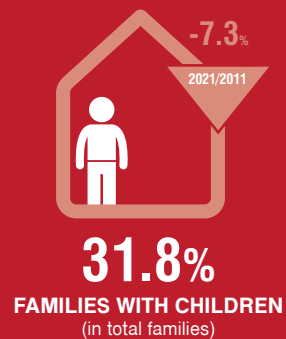
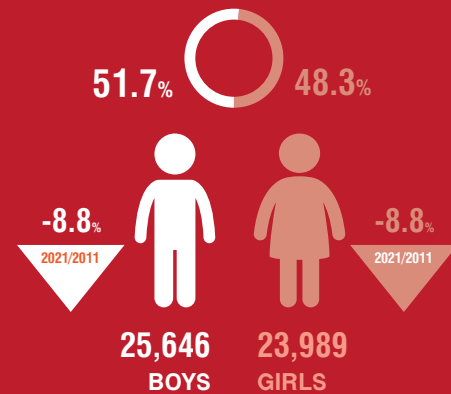
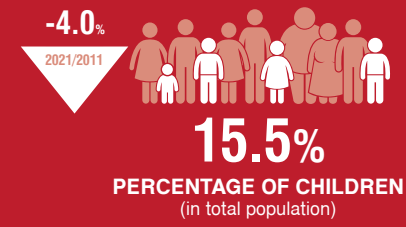



### Children by density standard (floor space) (%)

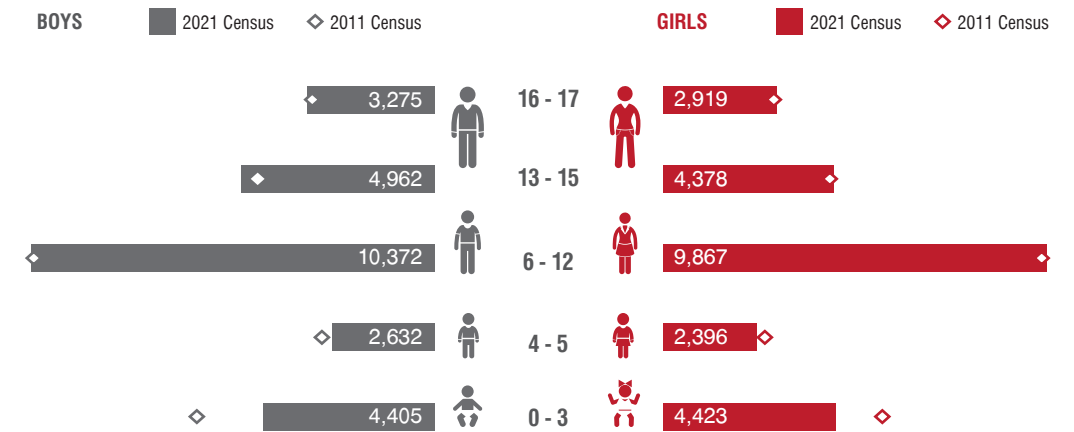


### Children by amenities of the dwelling (%)

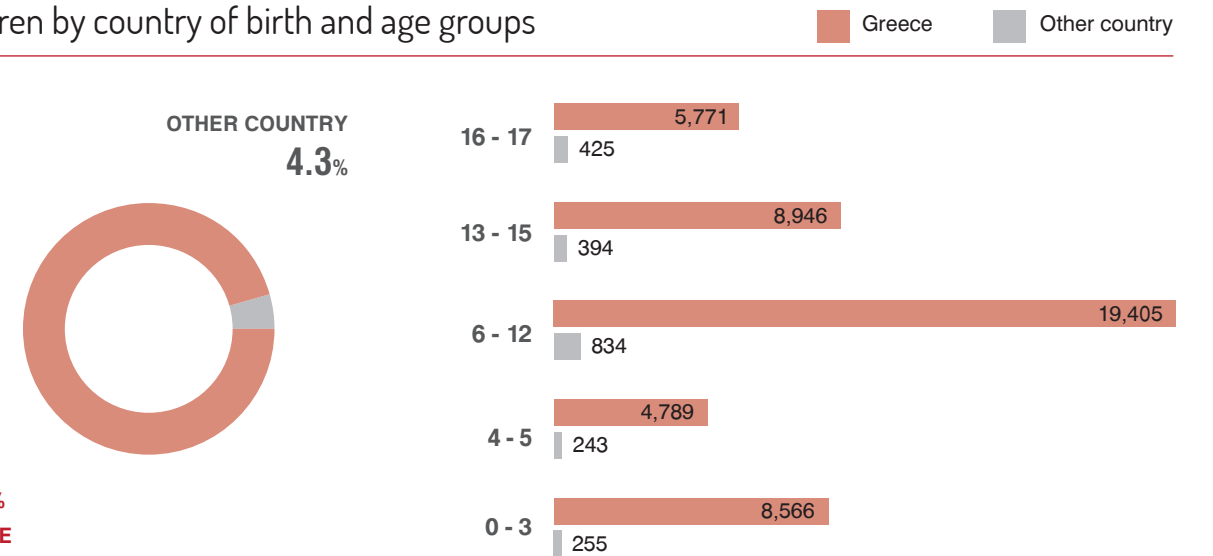




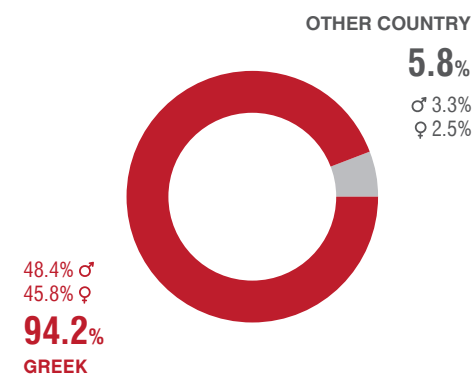
Children by sex and age groups



Children by country of birth and age groups



Citizenship of children (%)



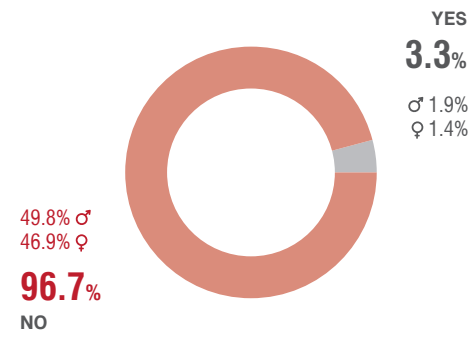
Children with foreign citizenship

**2,874** (-28.8%) 2021/2011

5 COUNTRIES WITH LARGEST SHARES	2021	%	2011	%
Albania	1,477	51.4	3,659	90.7
Afghanistan	691	24.0	41	1.0
Iraq	162	5.6	1	0.0
Pakistan	103	3.6	39	1.0
Syria	95	3.3	7	0.2
OTHER	337	11.7	287	7.1

### Arrived from abroad (%)

in the last 5 years



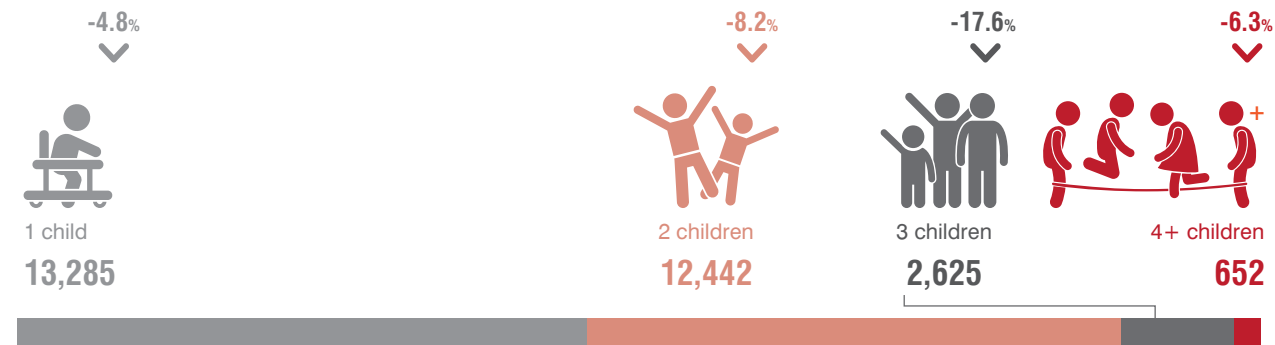
### Children by country of previous residence

1,648 (-57.0%) 2021/2011

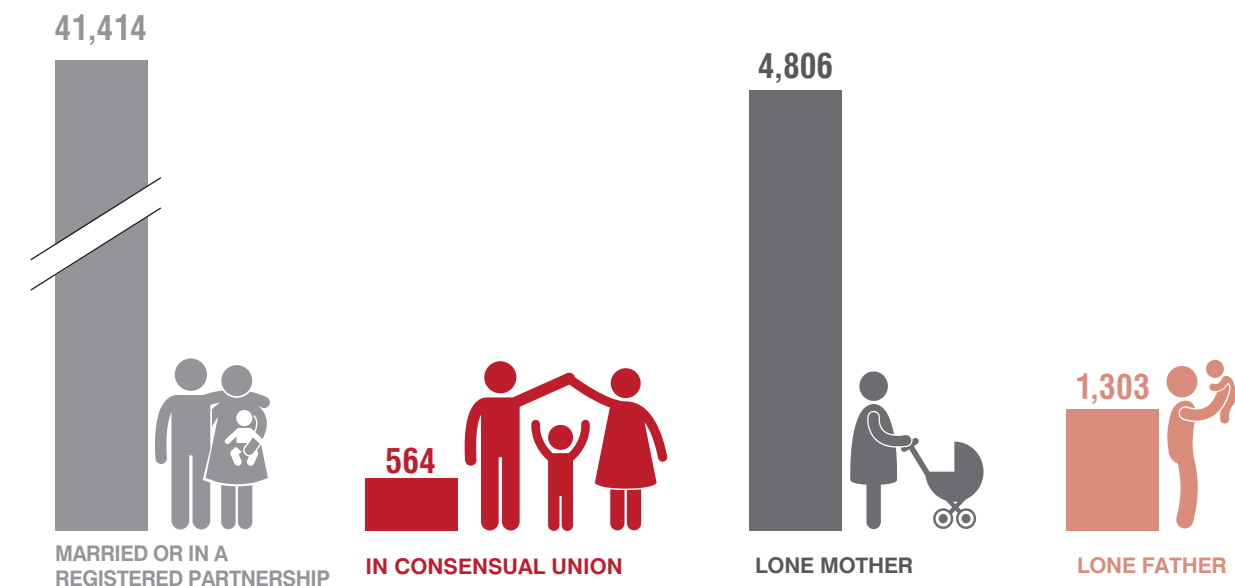
5 COUNTRIES WITH LARGEST SHARES	2021	%
Afghanistan	573	34.8
Albania	277	16.8
Germany	152	9.2
Iraq	133	8.1
Syria	74	4.5
OTHER	440	26.7

### Households by number of children

Change 2021/2011



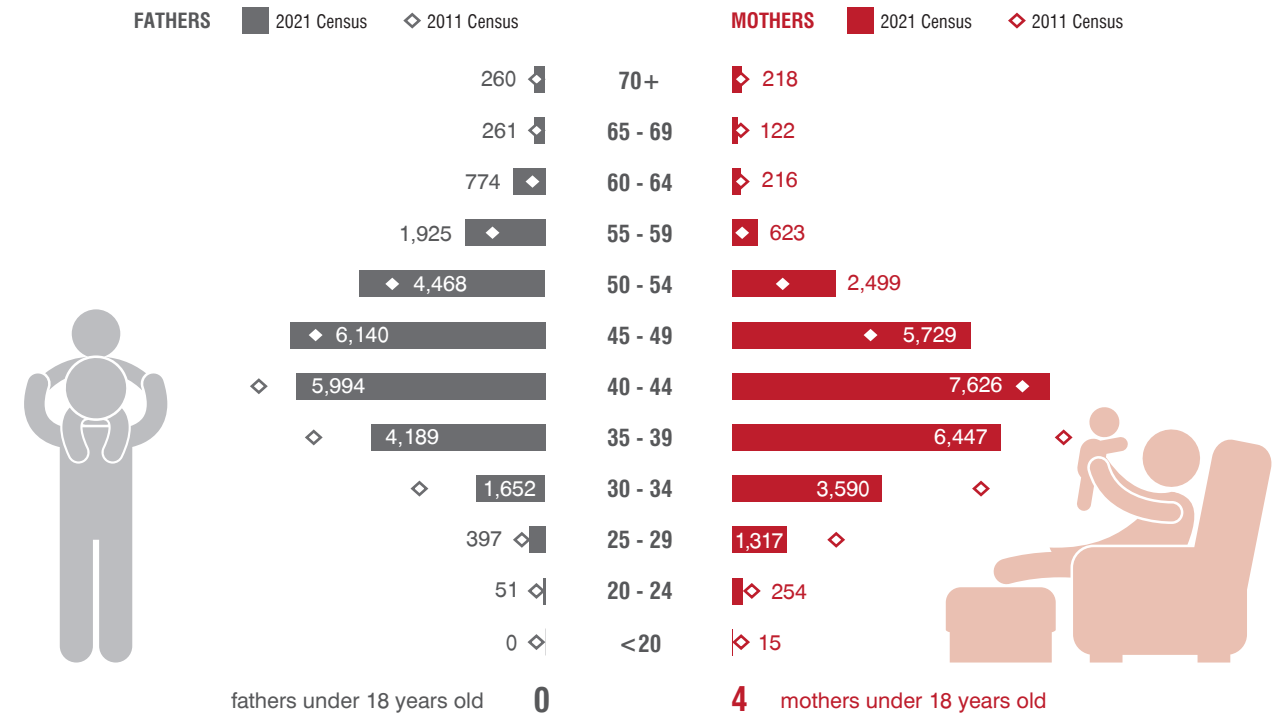
### Children by type of family nucleus




### Children by number of parents (in the same household) (%)



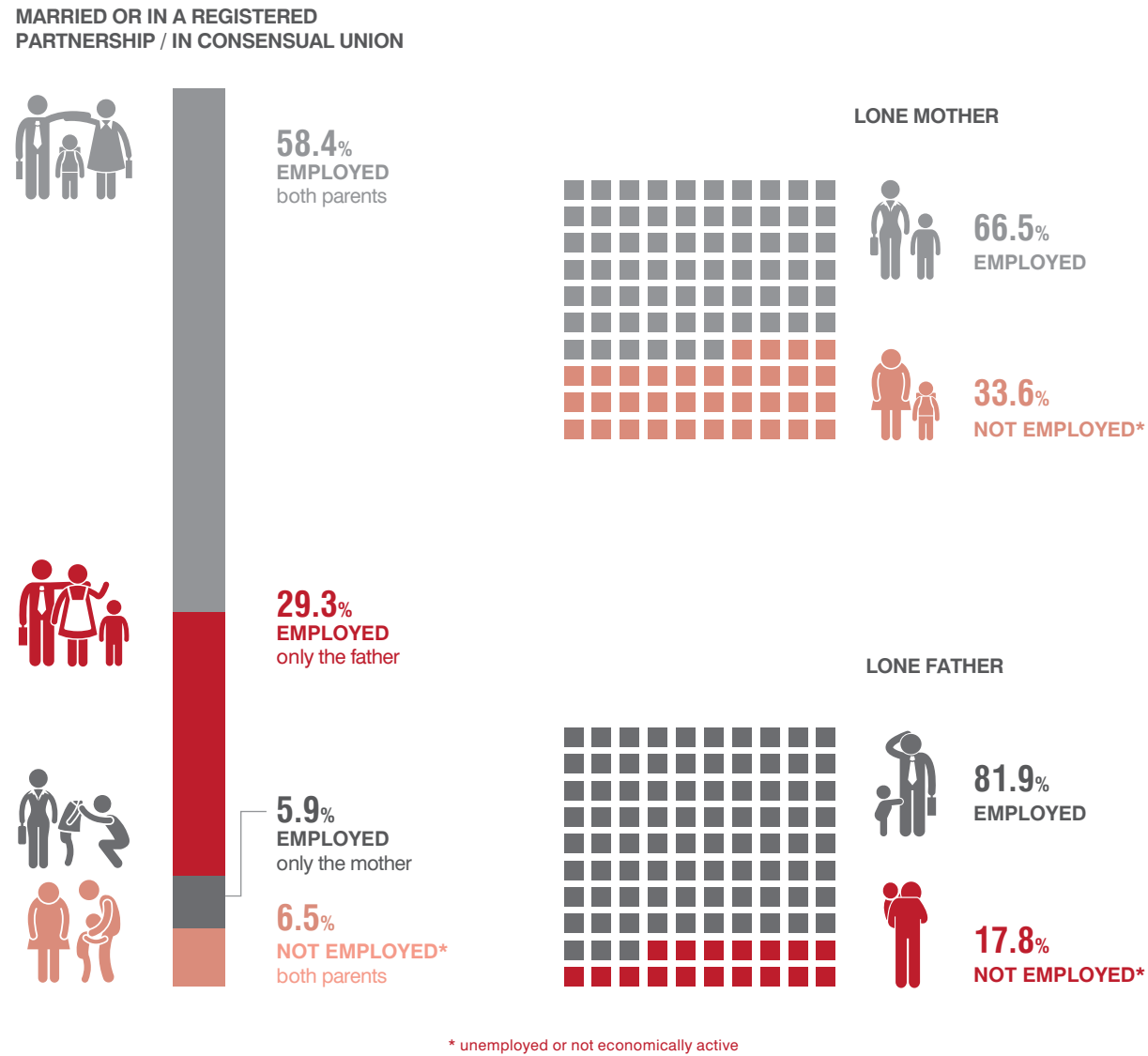
### Parents by sex and age groups



### Parents by educational attainment level (%)

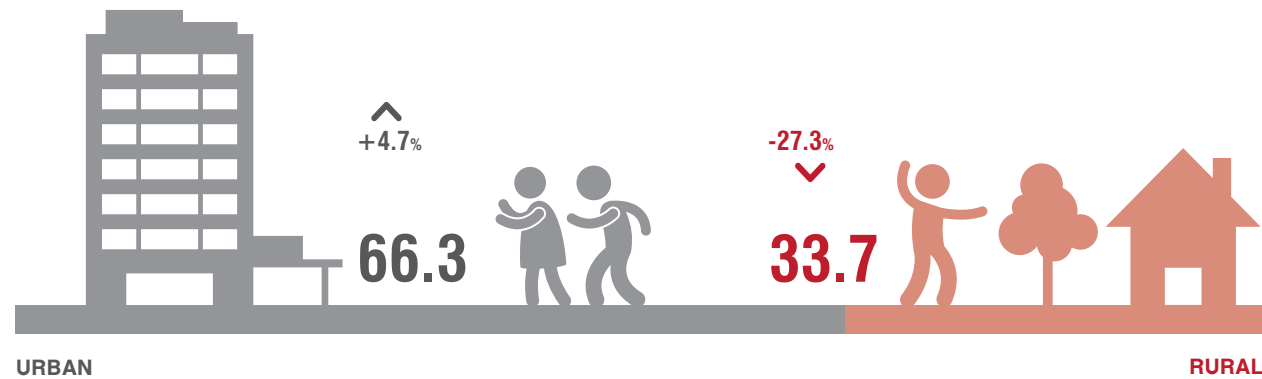


### Children by type of family nucleus and activity status of the parents (%)



### Children by degree of urbanisation of place of residence (%)

Change 2021/2011



### Children by type of dwelling (%)

Change 2021/2011

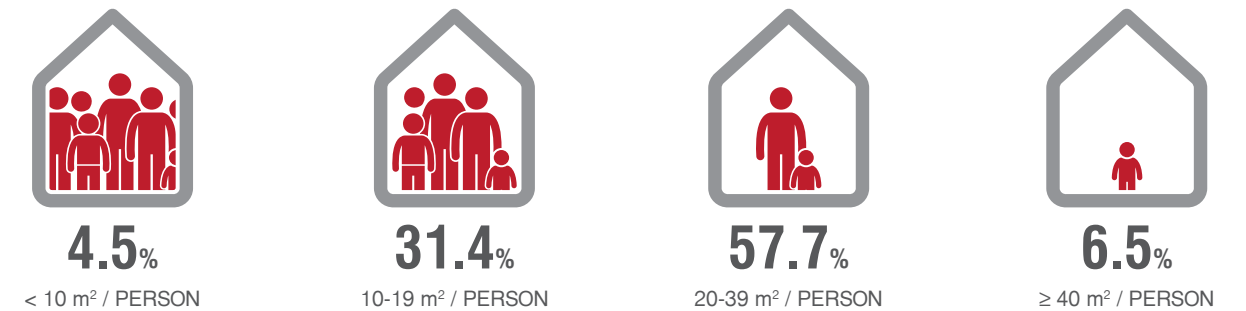


### Children by type of ownership of dwelling (%)


Change 2021/2011

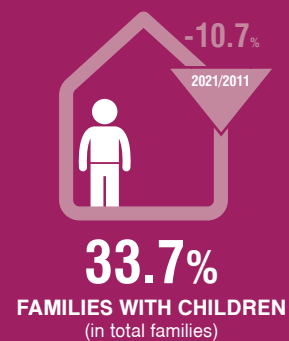
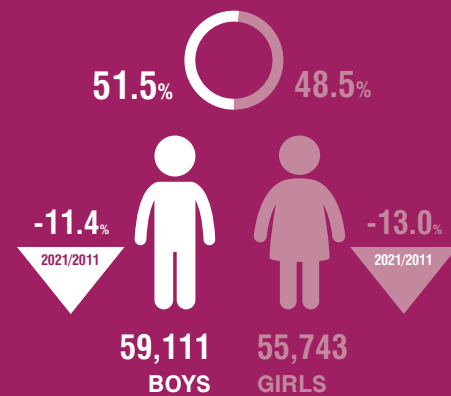
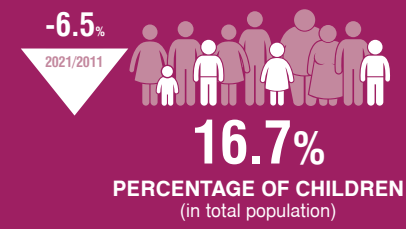
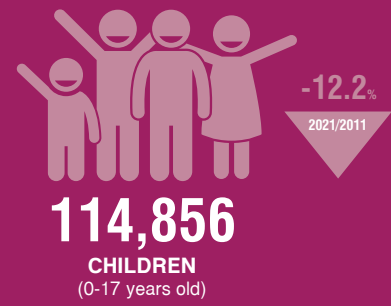


### Children by density standard (floor space) (%)

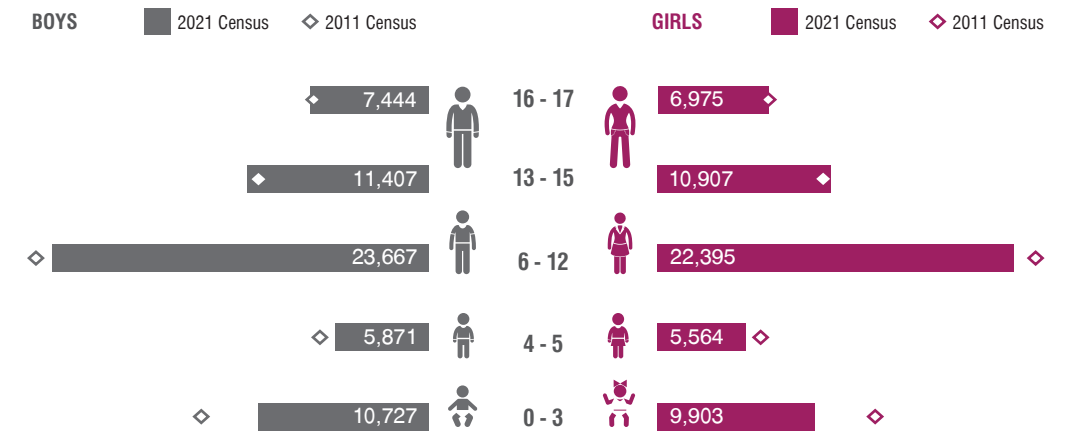


### Children by amenities of the dwelling (%)

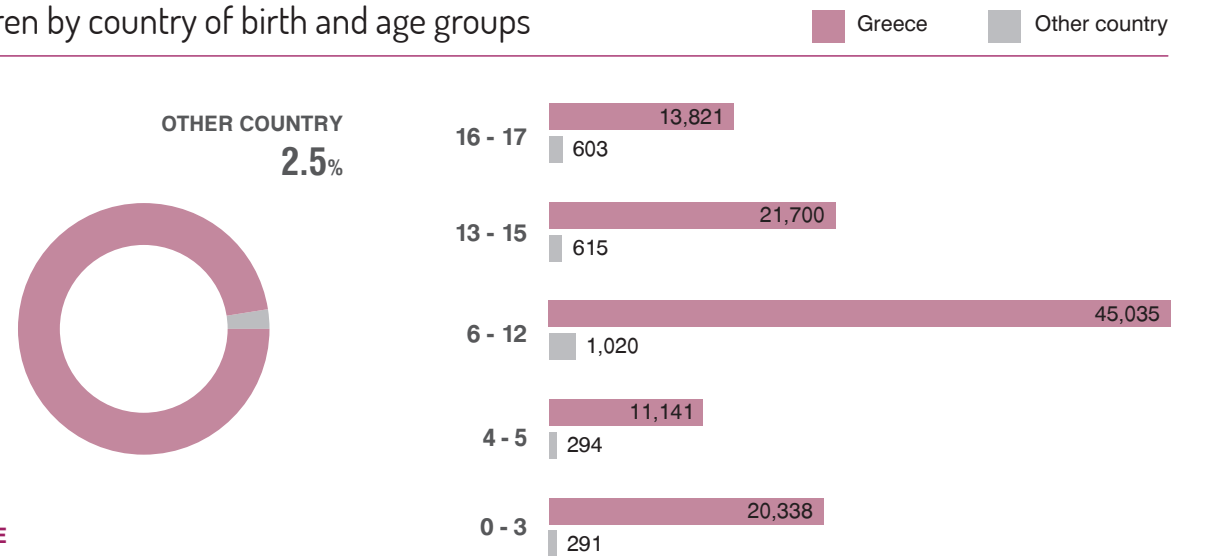




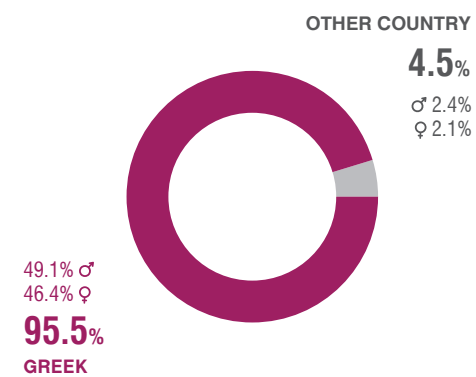
Children by sex and age groups



Children by country of birth and age groups



Citizenship of children (%)



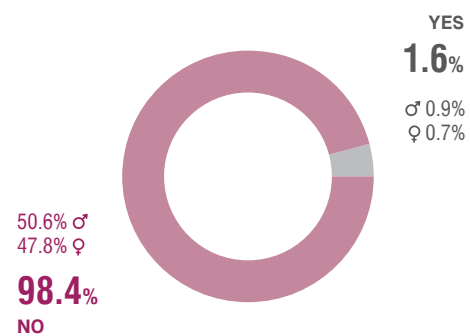
Children with foreign citizenship

**5,197** (-51.3%) 2021/2011

5 COUNTRIES WITH LARGEST SHARES	2021		2011	
		%		%
Albania	3,855	74.2	9,183	86.1
Afghanistan	207	4.0	14	0.1
Iraq	181	3.5	2	0.0
Syria	143	2.8	2	0.0
Bulgaria	135	2.6	631	5.9
OTHER	675	13.0	836	7.8

### Arrived from abroad (%)

in the last 5 years



### Children by country of previous residence

1,847 (-76.2%) 2021/2011

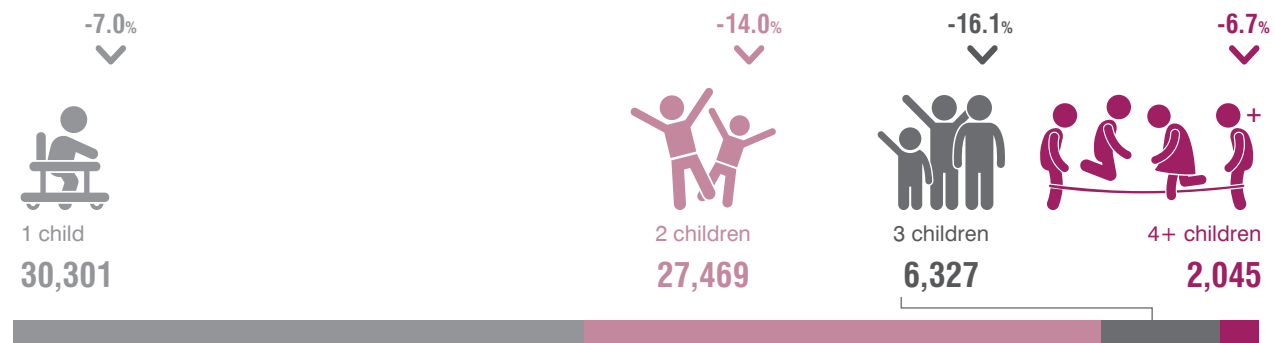
5 COUNTRIES WITH LARGEST SHARES	2021	%
Albania	450	24.4
Germany	216	11.7
Afghanistan	181	9.8
Iraq	151	8.2
Syria	132	7.1
OTHER	714	38.7

### Children by number of parents (in the same household) (%)

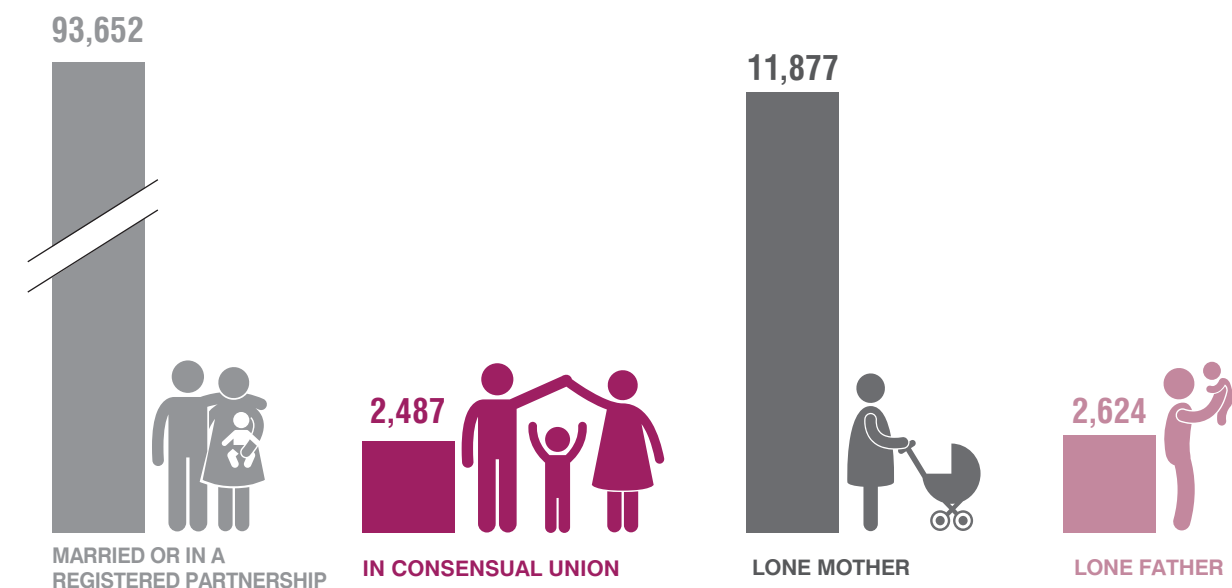


### Households by number of children

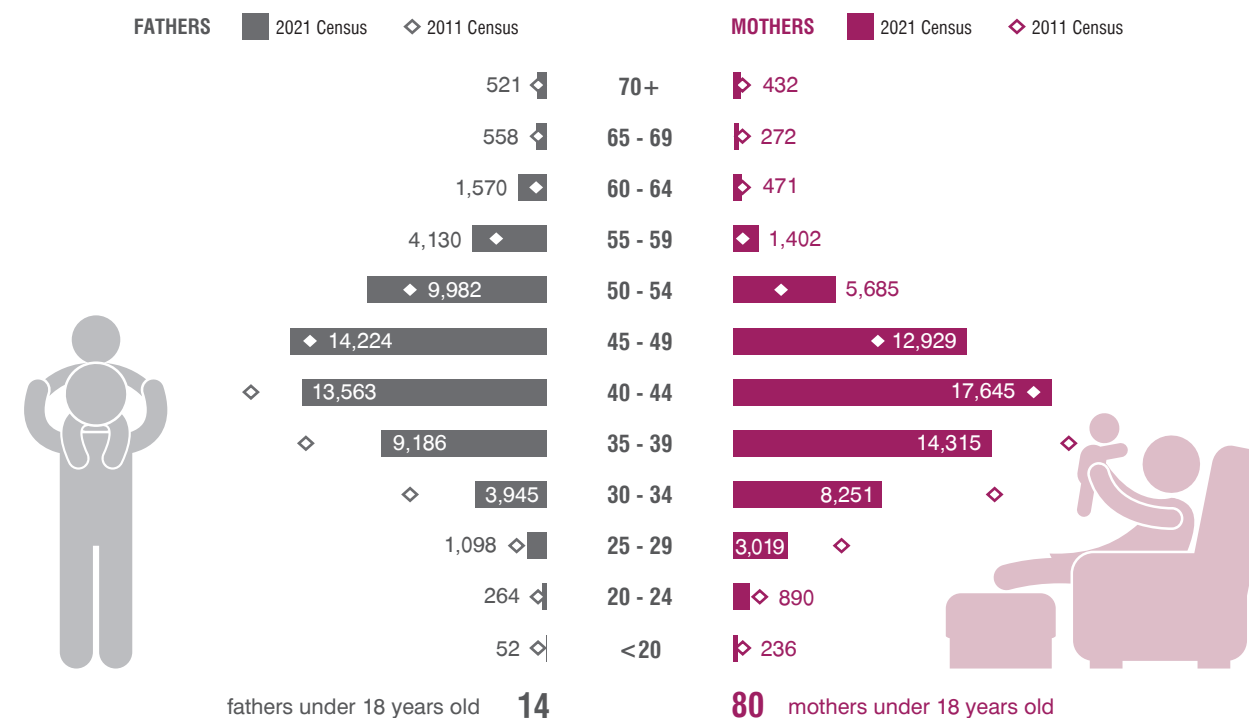
Change 2021/2011




### Children by type of family nucleus



### Parents by sex and age groups




### Parents by educational attainment level (%)

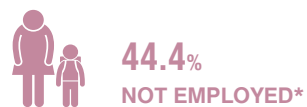


### Children by type of family nucleus and activity status of the parents (%)

MARRIED OR IN A REGISTERED PARTNERSHIP / IN CONSENSUAL UNION



LONE MOTHER



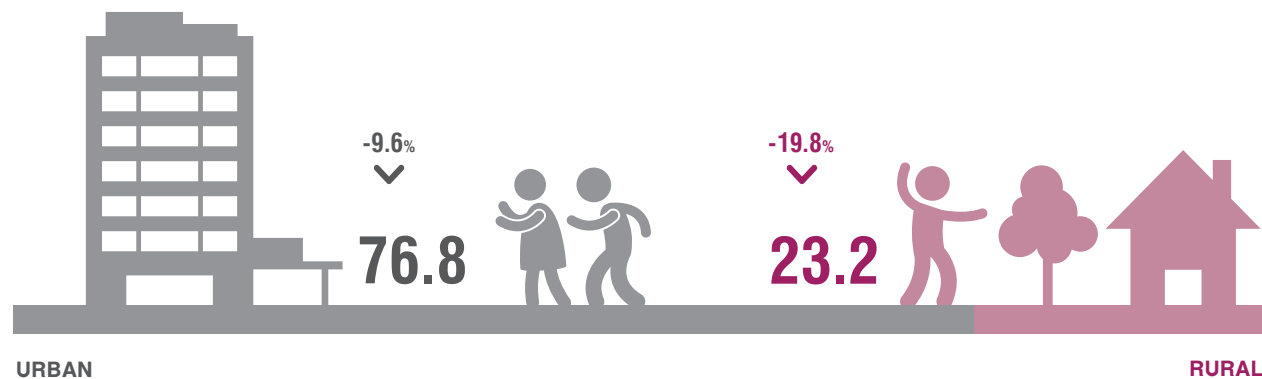
LONE FATHER



\* unemployed or not economically active

### Children by degree of urbanisation of place of residence (%)

Change 2021/2011



### Children by type of dwelling (%)

Change 2021/2011

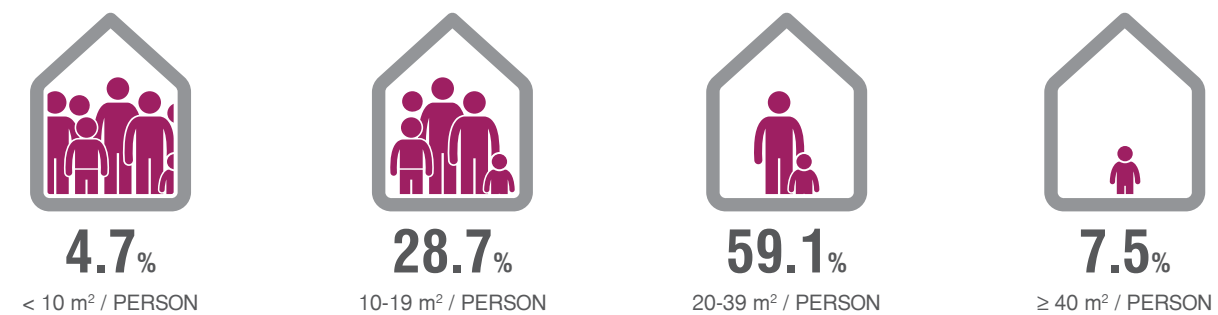


### Children by type of ownership of dwelling (%)

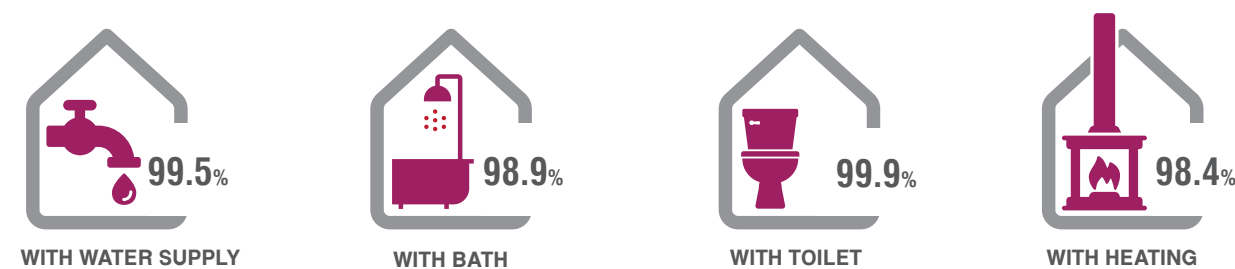
Change 2021/2011

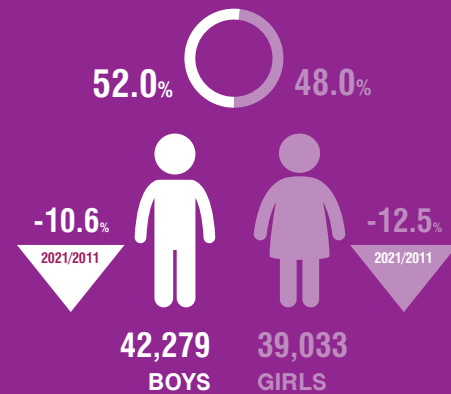
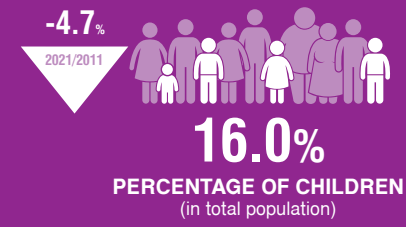


### Children by density standard (floor space) (%)



### Children by amenities of the dwelling (%)

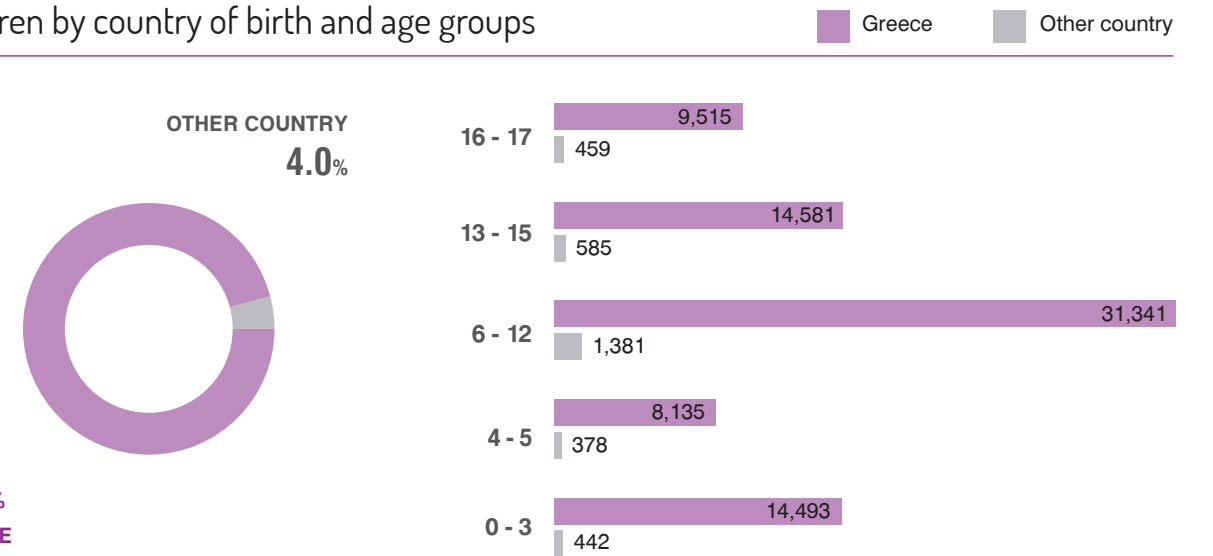




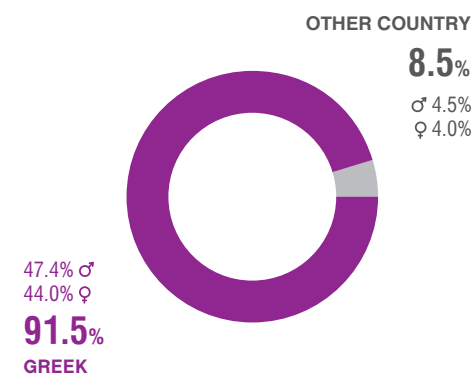
Children by sex and age groups



Children by country of birth and age groups



Citizenship of children (%)



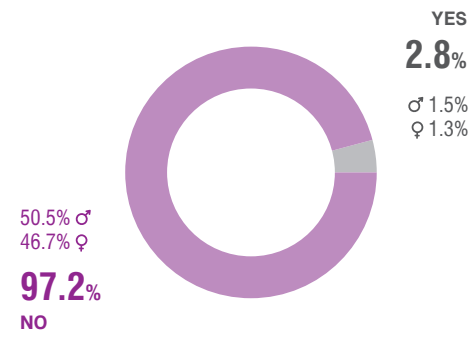
Children with foreign citizenship

**6,924** (-34.5%) 2021/2011

5 COUNTRIES WITH LARGEST SHARES	2021		2011	
		%		%
Albania	4,108	59.3	8,135	77.0
Syria	570	8.2	7	0.1
Afghanistan	559	8.1	45	0.4
India	509	7.4	507	4.8
Romania	215	3.1	577	5.5
OTHER	970	14.0	1,292	12.2

### Arrived from abroad (%)

in the last 5 years



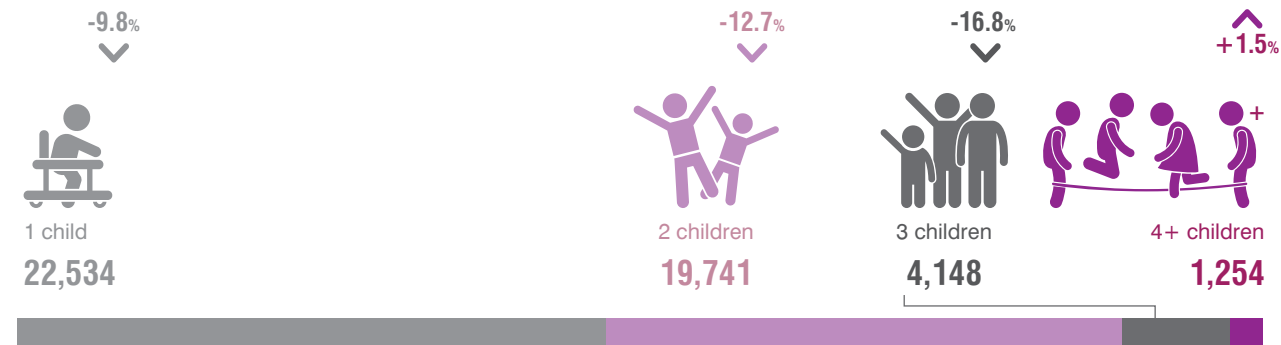
### Children by country of previous residence

2,254 (-61.7%) 2021/2011

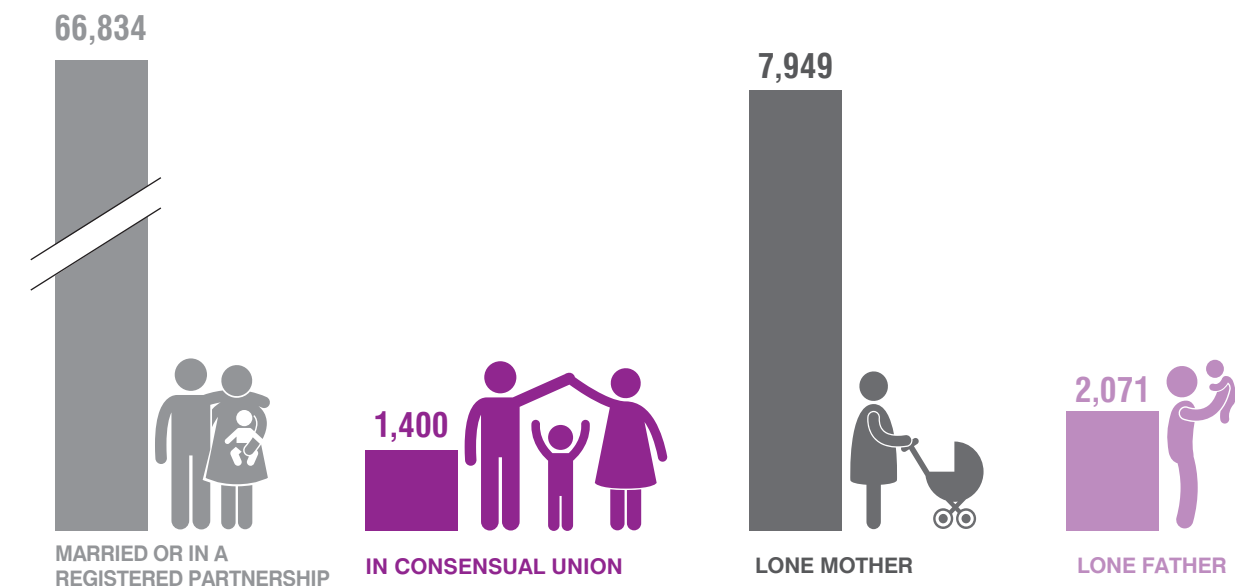
5 COUNTRIES WITH LARGEST SHARES	2021	%
Albania	491	21.8
Syria	440	19.5
Afghanistan	423	18.8
Turkey	126	5.6
India	106	4.7
OTHER	665	29.5

### Households by number of children

Change 2021/2011



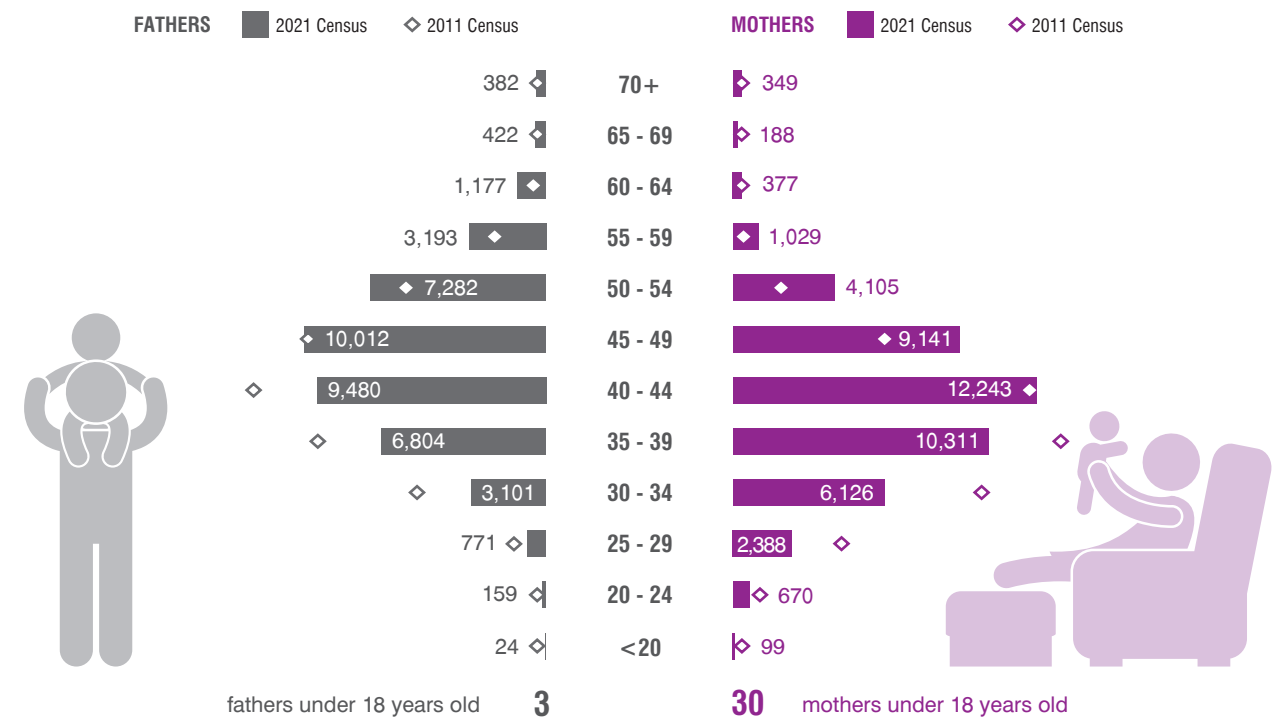
### Children by type of family nucleus



### Children by number of parents (in the same household) (%)



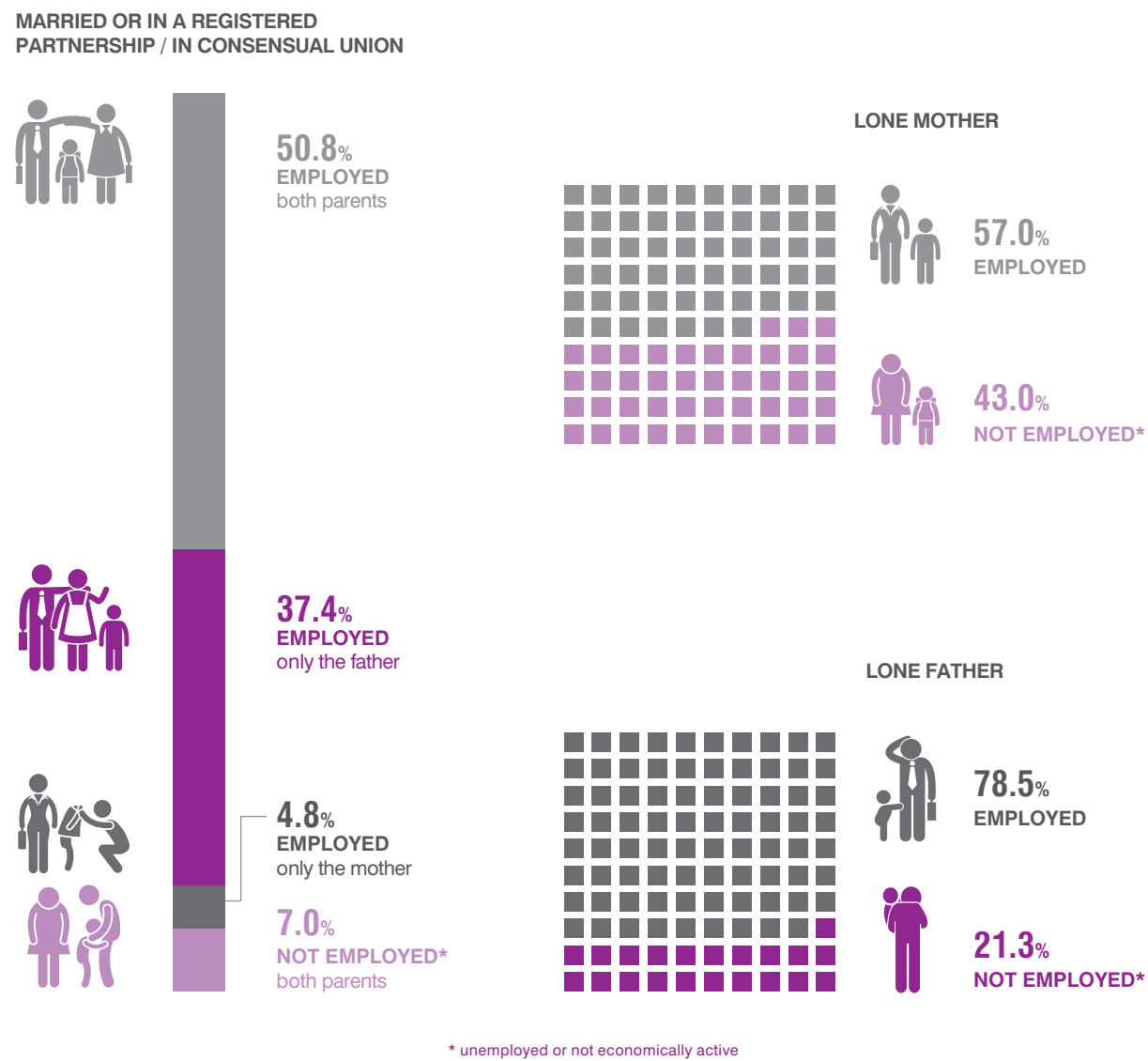
### Parents by sex and age groups



### Parents by educational attainment level (%)

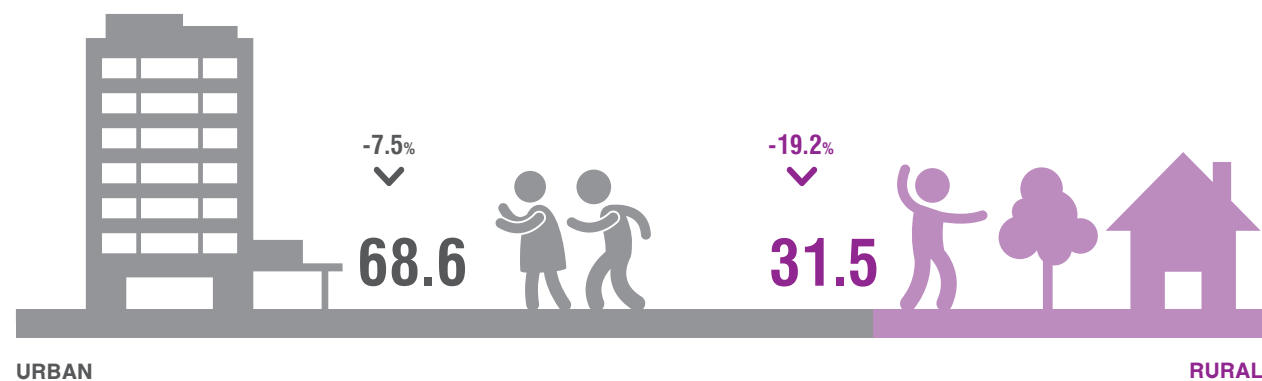


### Children by type of family nucleus and activity status of the parents (%)



### Children by degree of urbanisation of place of residence (%)

Change 2021/2011



### Children by type of dwelling (%)

Change 2021/2011

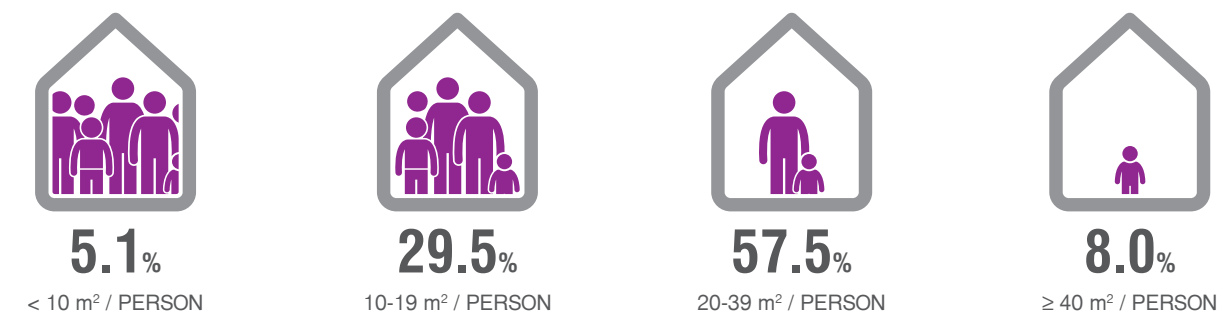


### Children by type of ownership of dwelling (%)


Change 2021/2011

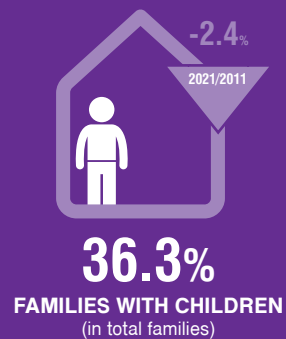
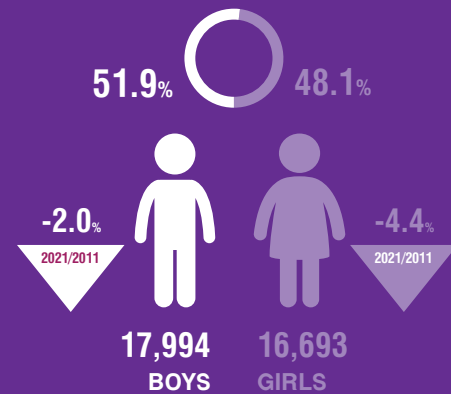
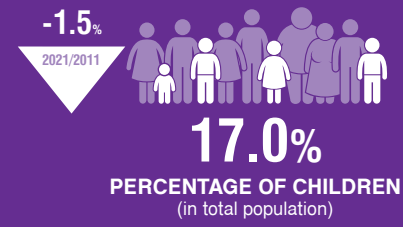


### Children by density standard (floor space) (%)



### Children by amenities of the dwelling (%)

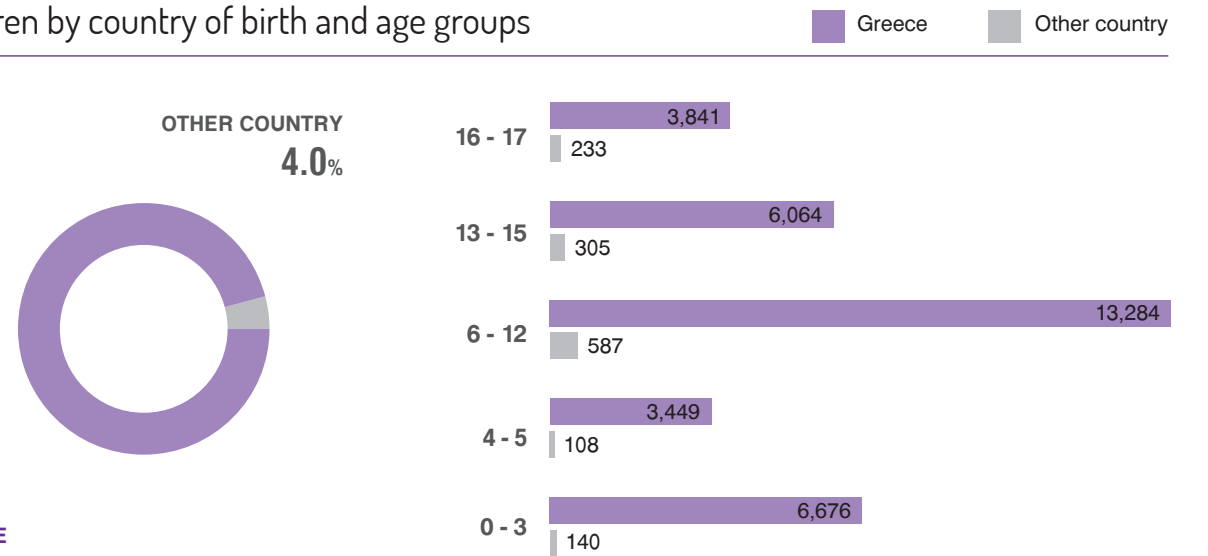




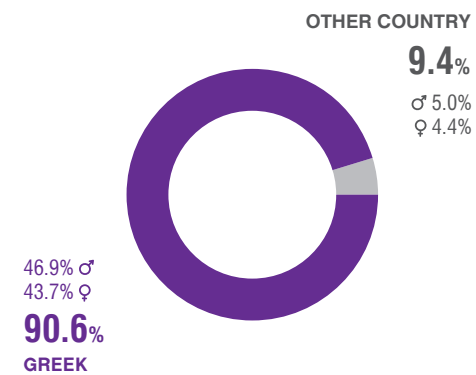
Children by sex and age groups



Children by country of birth and age groups



Citizenship of children (%)



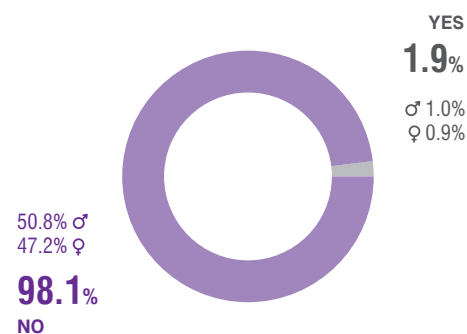
Children with foreign citizenship

**3,259** (-29.0%) 2021/2011

5 COUNTRIES WITH LARGEST SHARES	2021		2011	
	Count	%	Count	%
Albania	2,736	84.0	3,891	84.8
United Kingdom	115	3.5	149	3.2
Bulgaria	79	2.4	170	3.7
Romania	46	1.4	82	1.8
Russian Federation	22	0.7	12	0.3
OTHER	262	8.0	283	6.2

### Arrived from abroad (%)

in the last 5 years




### Children by country of previous residence

670 (-75.5%) 2021/2011

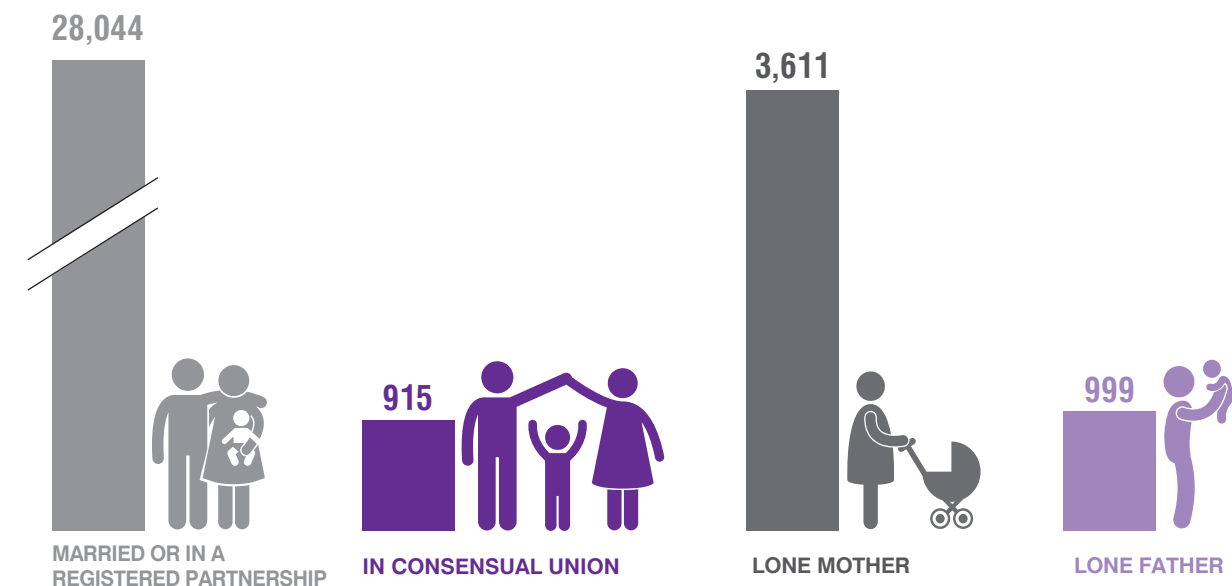
5 COUNTRIES WITH LARGEST SHARES	2021	%
Albania	401	59.9
United Kingdom	58	8.7
Germany	25	3.7
Australia	16	2.4
Bulgaria	16	2.4
OTHER	151	22.5

### Households by number of children

Change 2021/2011



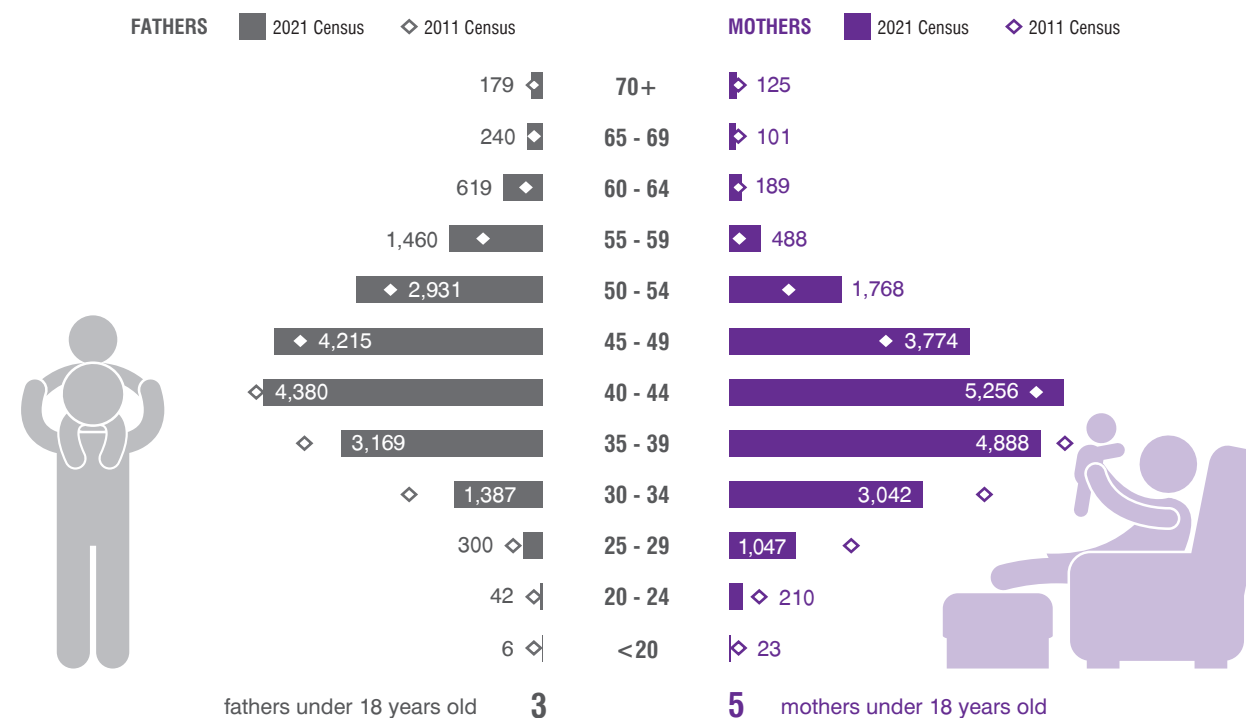
### Children by type of family nucleus




### Children by number of parents (in the same household) (%)



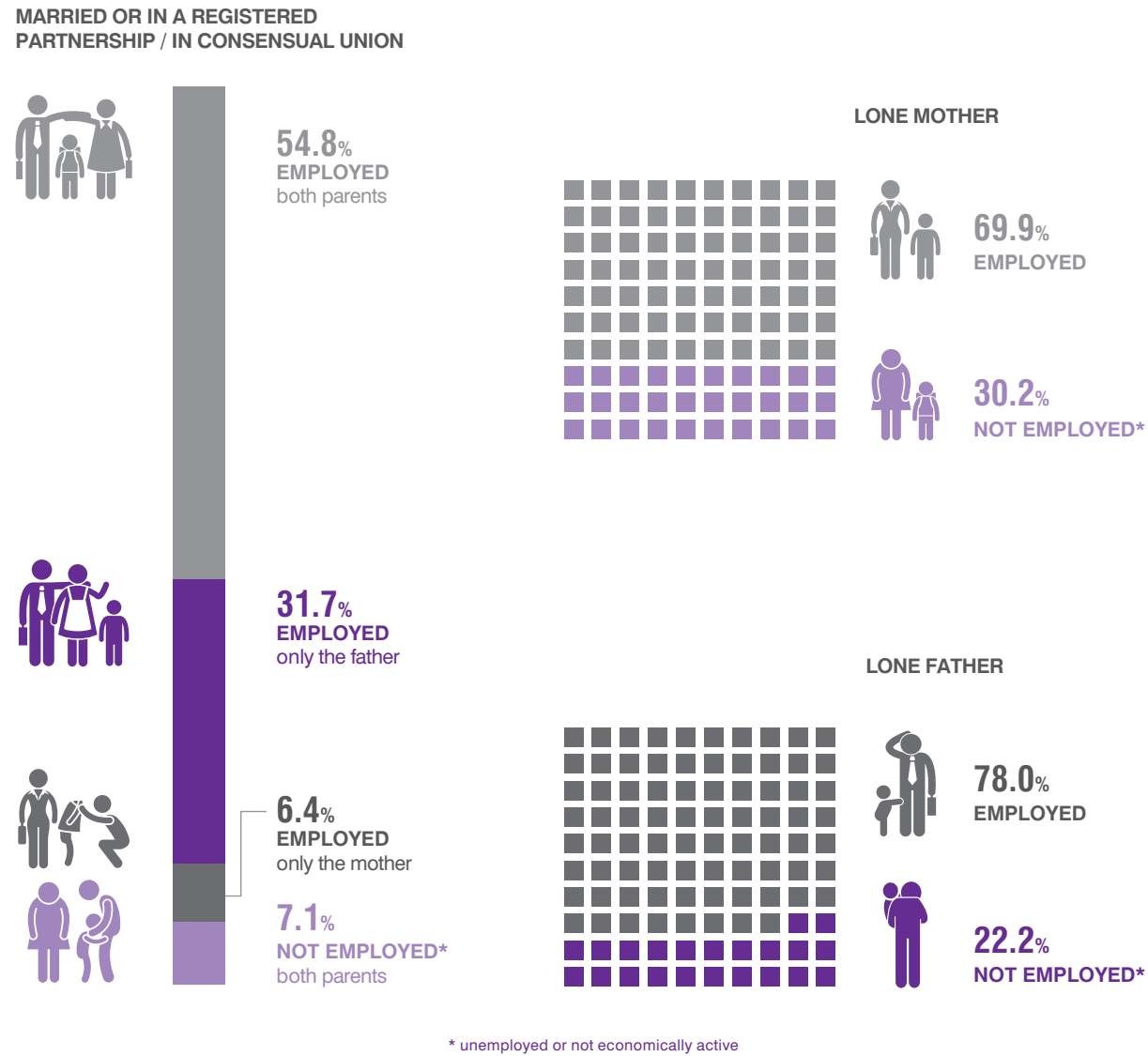
### Parents by sex and age groups



### Parents by educational attainment level (%)

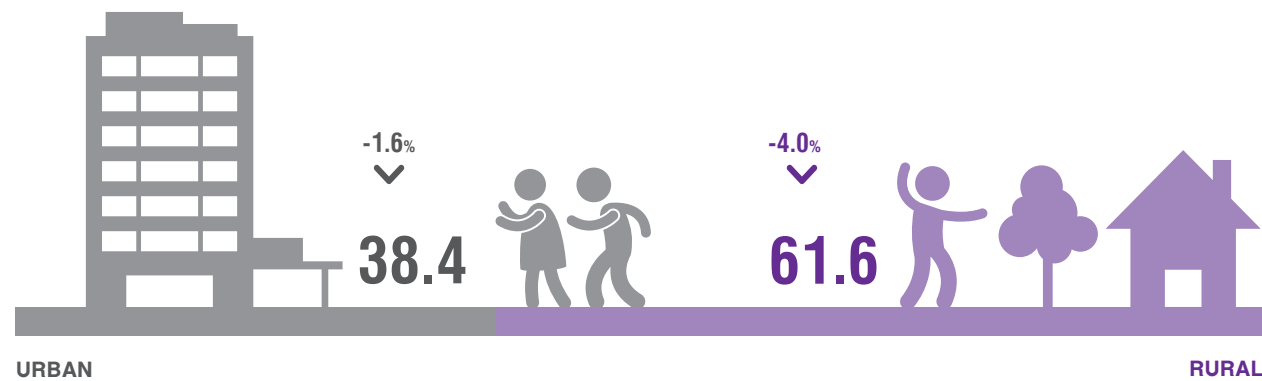


### Children by type of family nucleus and activity status of the parents (%)



### Children by degree of urbanisation of place of residence (%)

Change 2021/2011



### Children by type of dwelling (%)

Change 2021/2011

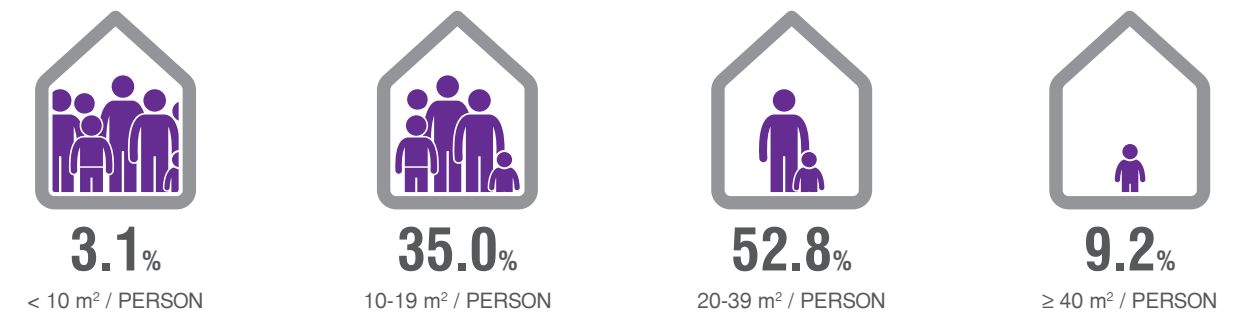


### Children by type of ownership of dwelling (%)


Change 2021/2011

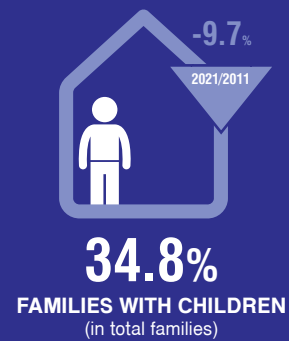
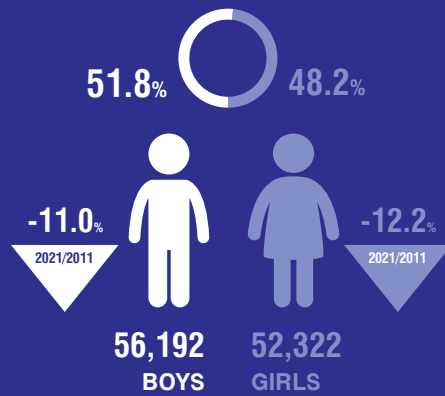
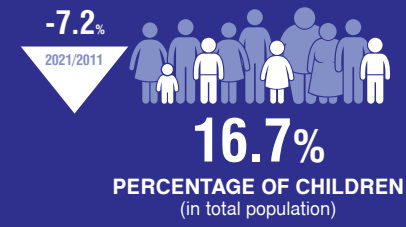



### Children by density standard (floor space) (%)



### Children by amenities of the dwelling (%)

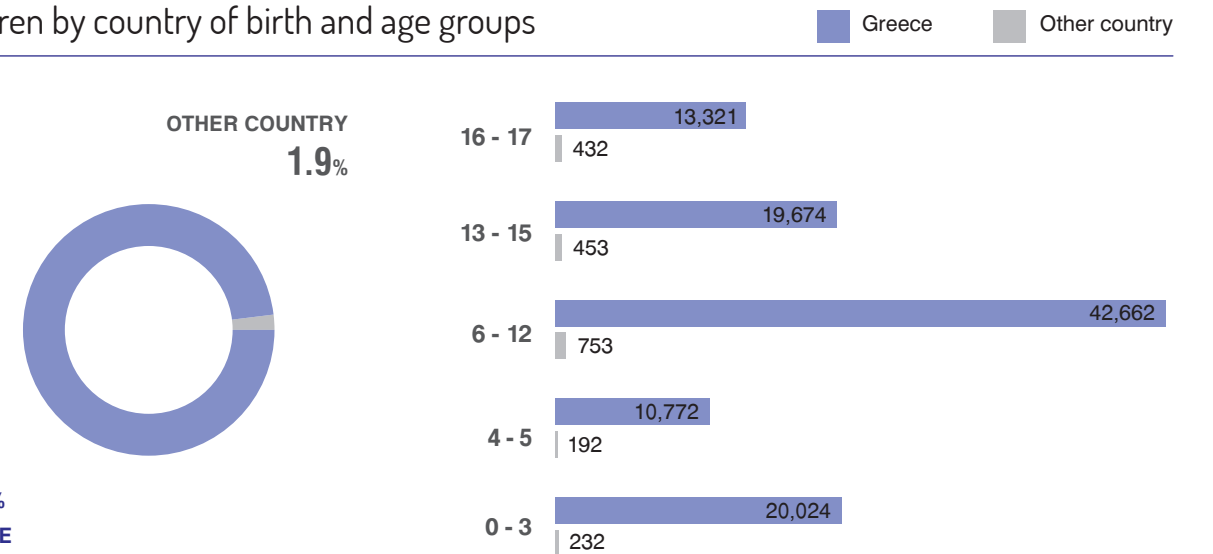




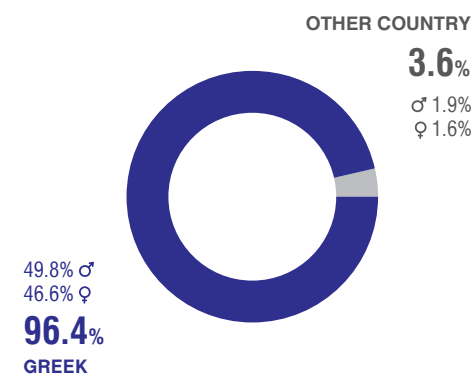
Children by sex and age groups



Children by country of birth and age groups



Citizenship of children (%)



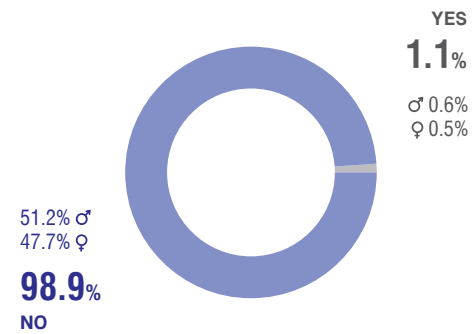
Children with foreign citizenship

**3,858** (-52.8%) 2021/2011

5 COUNTRIES WITH LARGEST SHARES	2021		2011	
		%		%
Albania	2,990	77.5	6,628	81.1
Bulgaria	164	4.3	708	8.7
Romania	116	3.0	257	3.1
India	72	1.9	75	0.9
Syria	63	1.6	4	0.0
OTHER	456	11.8	502	6.1

### Arrived from abroad (%)

in the last 5 years



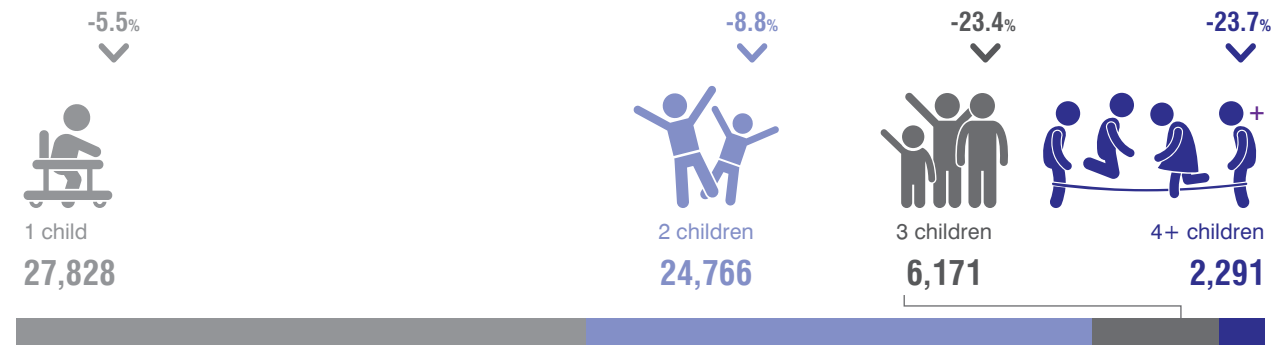
### Children by country of previous residence

1,174 (-78.5%) 2021/2011

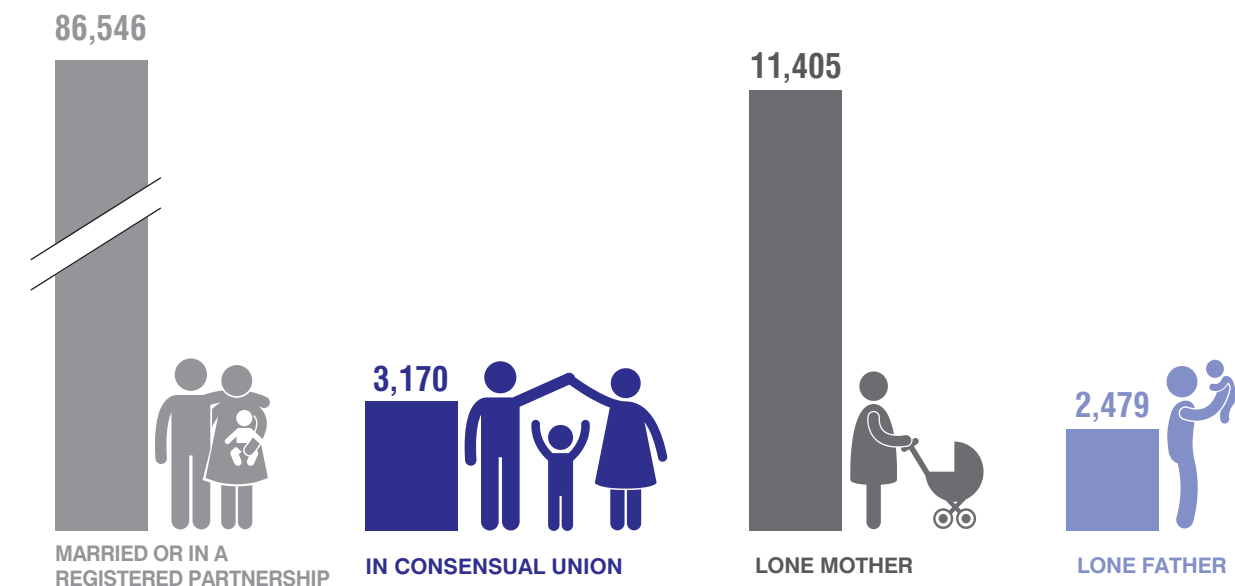
5 COUNTRIES WITH LARGEST SHARES	2021	%
Albania	478	40.7
Germany	87	7.4
United Kingdom	69	5.9
Syria	53	4.5
Bulgaria	39	3.3
OTHER	456	38.8

### Households by number of children

Change 2021/2011



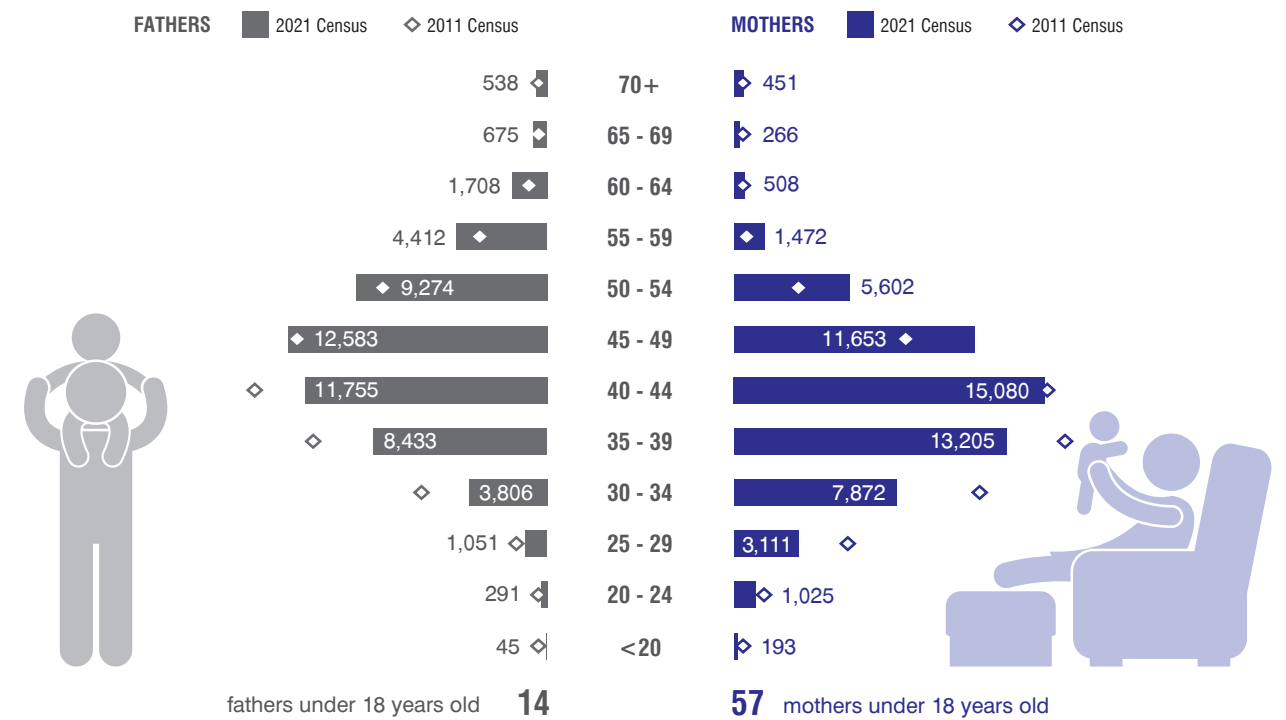
### Children by type of family nucleus



### Children by number of parents (in the same household) (%)



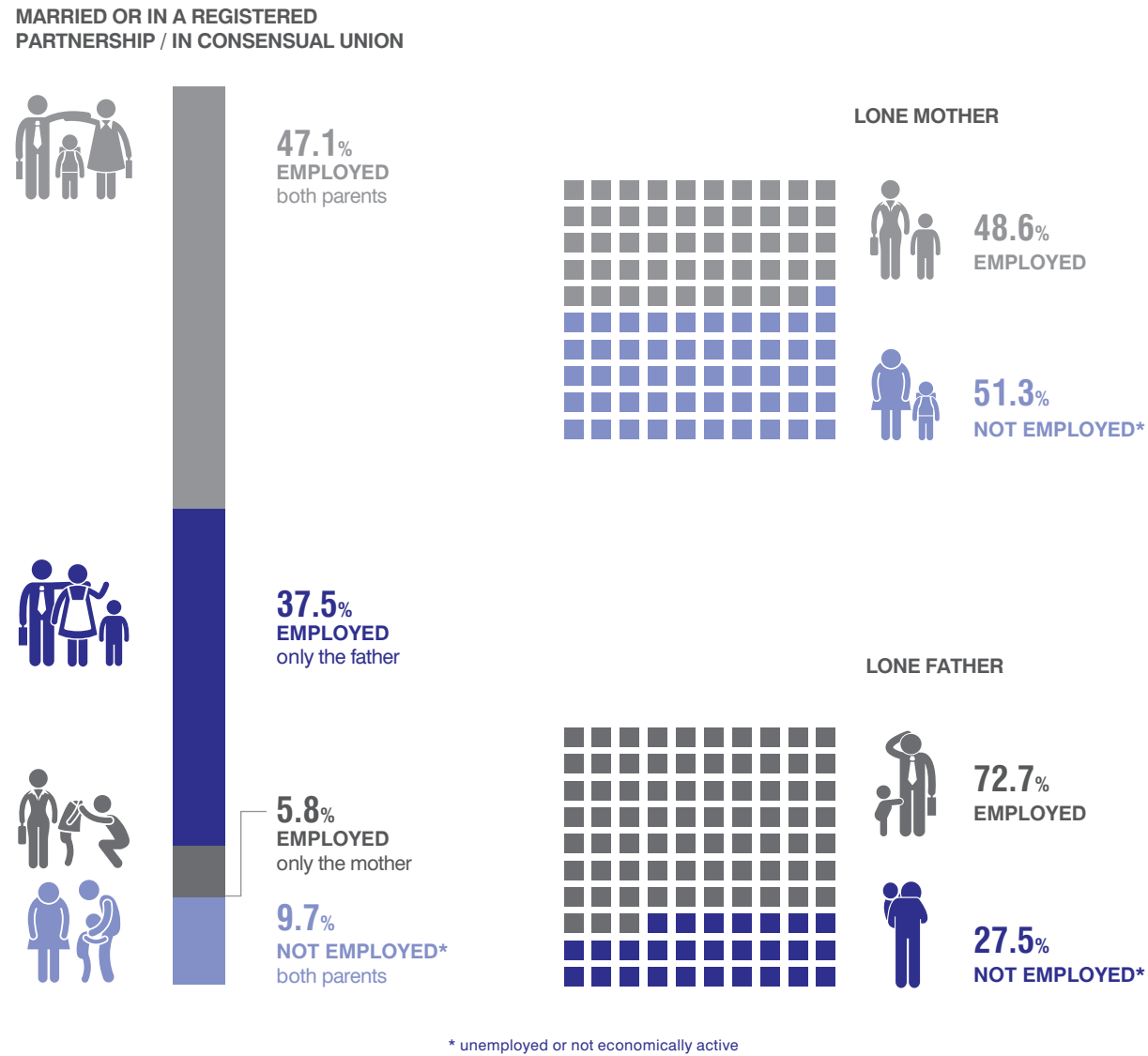
### Parents by sex and age groups



### Parents by educational attainment level (%)

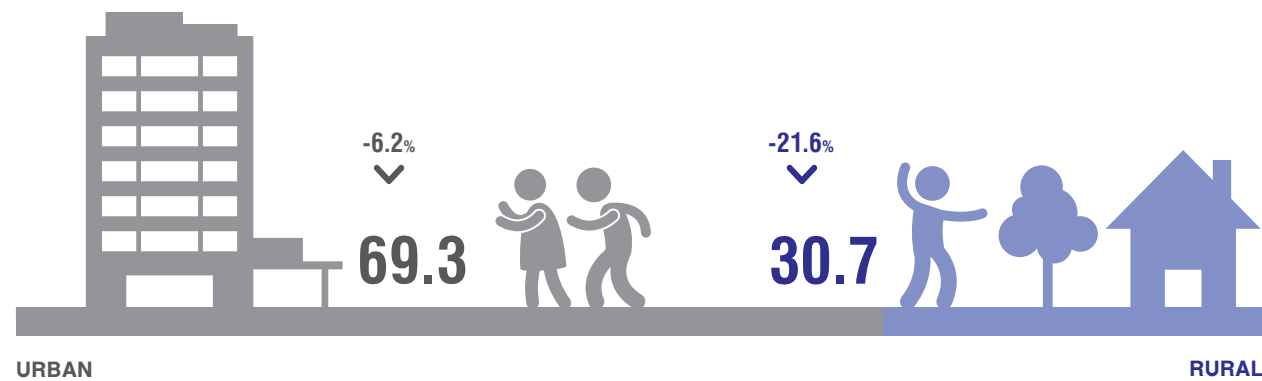


### Children by type of family nucleus and activity status of the parents (%)



### Children by degree of urbanisation of place of residence (%)

Change 2021/2011



### Children by type of dwelling (%)

Change 2021/2011

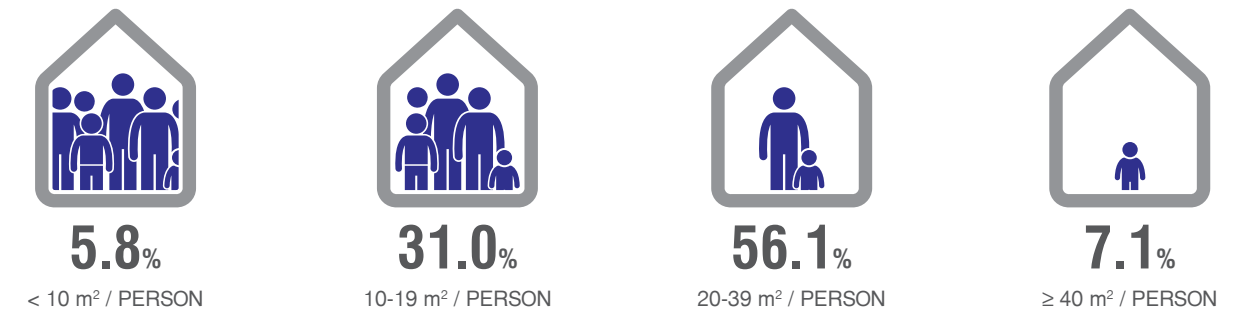


### Children by type of ownership of dwelling (%)


Change 2021/2011

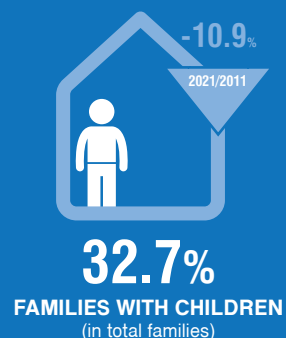
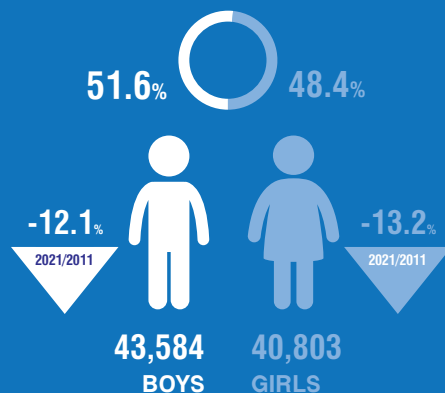
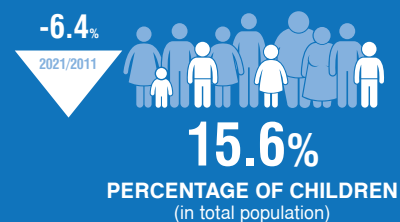
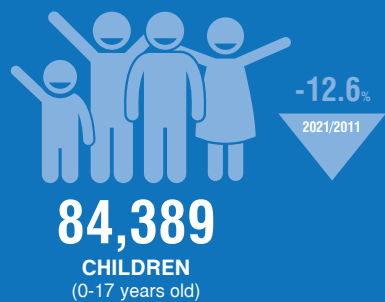


### Children by density standard (floor space) (%)

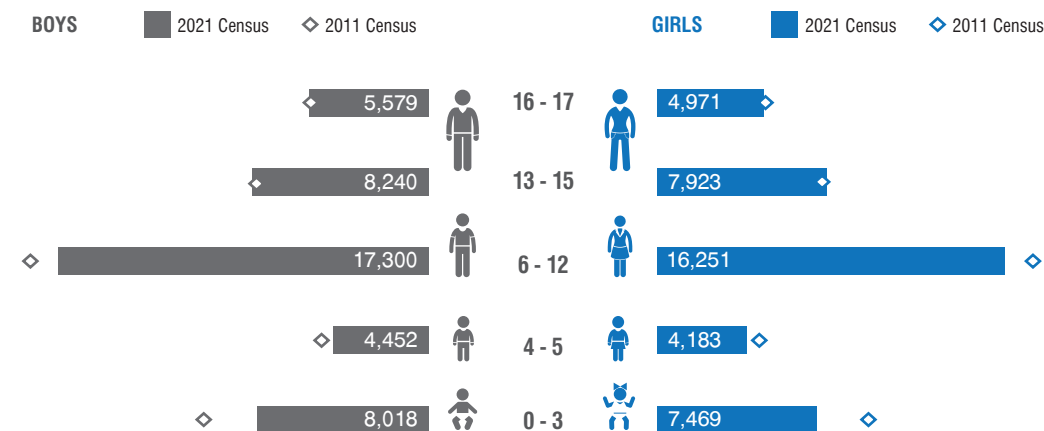


### Children by amenities of the dwelling (%)

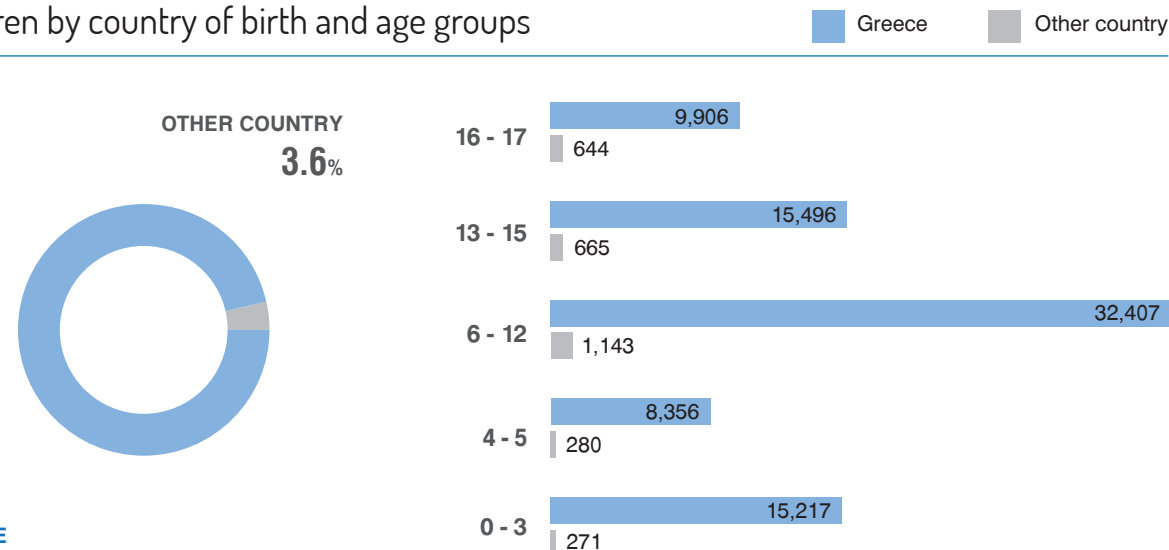




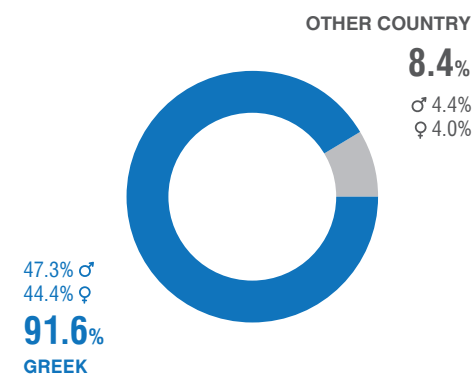
Children by sex and age groups



Children by country of birth and age groups



Citizenship of children (%)



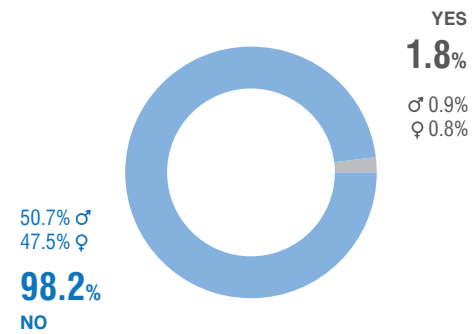
Children with foreign citizenship

**7,054** (-43.1%) 2021/2011

5 COUNTRIES WITH LARGEST SHARES	2021		2011	
		%		%
Albania	4,622	65.5	8,209	66.2
Romania	616	8.7	1,378	11.1
Bulgaria	609	8.6	1,632	13.2
Afghanistan	131	1.9	13	0.1
India	121	1.7	91	0.7
OTHER	953	13.5	1,083	8.7

### Arrived from abroad (%)

in the last 5 years



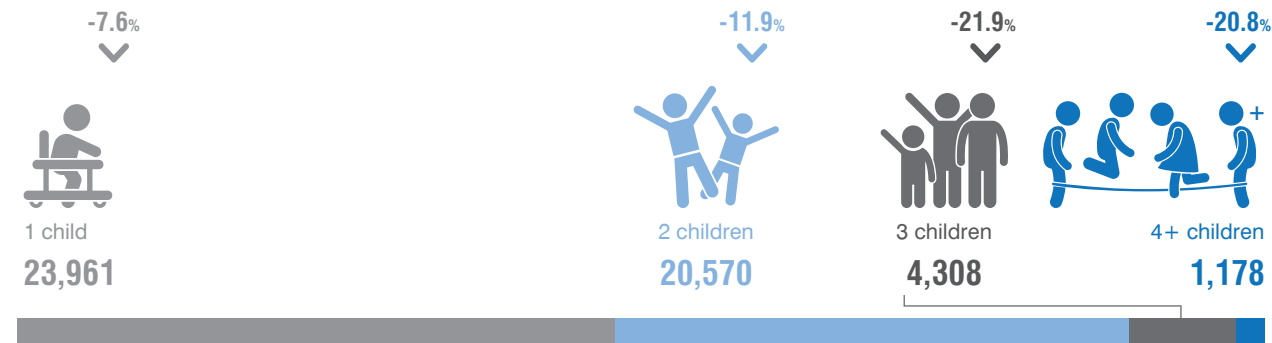
### Children by country of previous residence

1,483 (-79.4%) 2021/2011

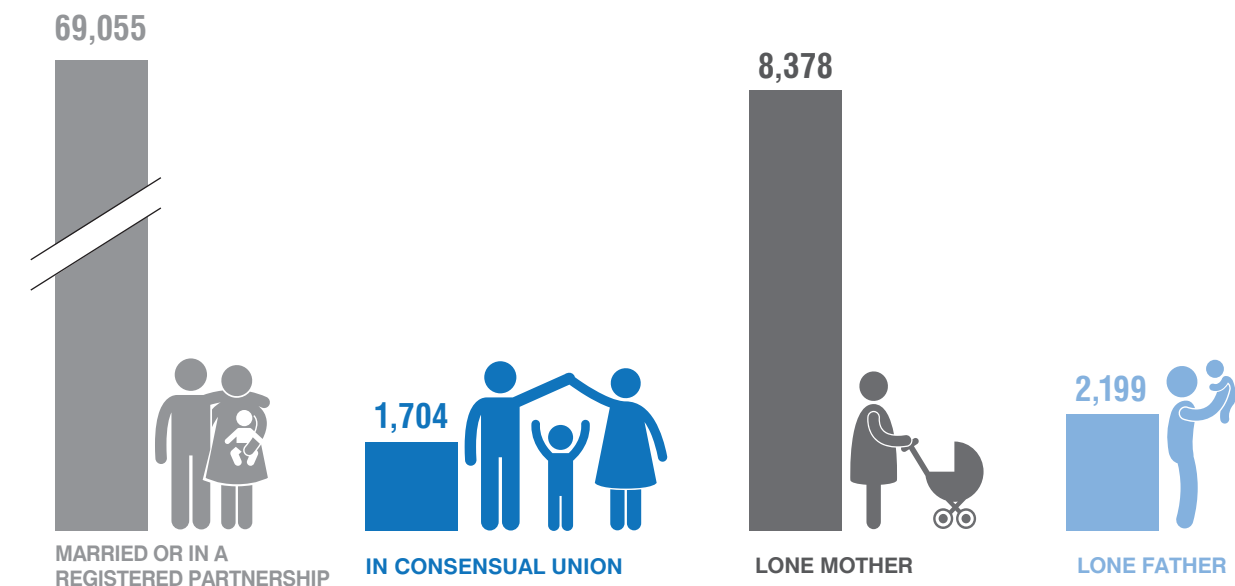
5 COUNTRIES WITH LARGEST SHARES	2021	%
Albania	614	41.4
Afghanistan	97	6.5
Romania	73	4.9
Bulgaria	72	4.9
Pakistan	63	4.2
OTHER	561	37.8

### Households by number of children

Change 2021/2011



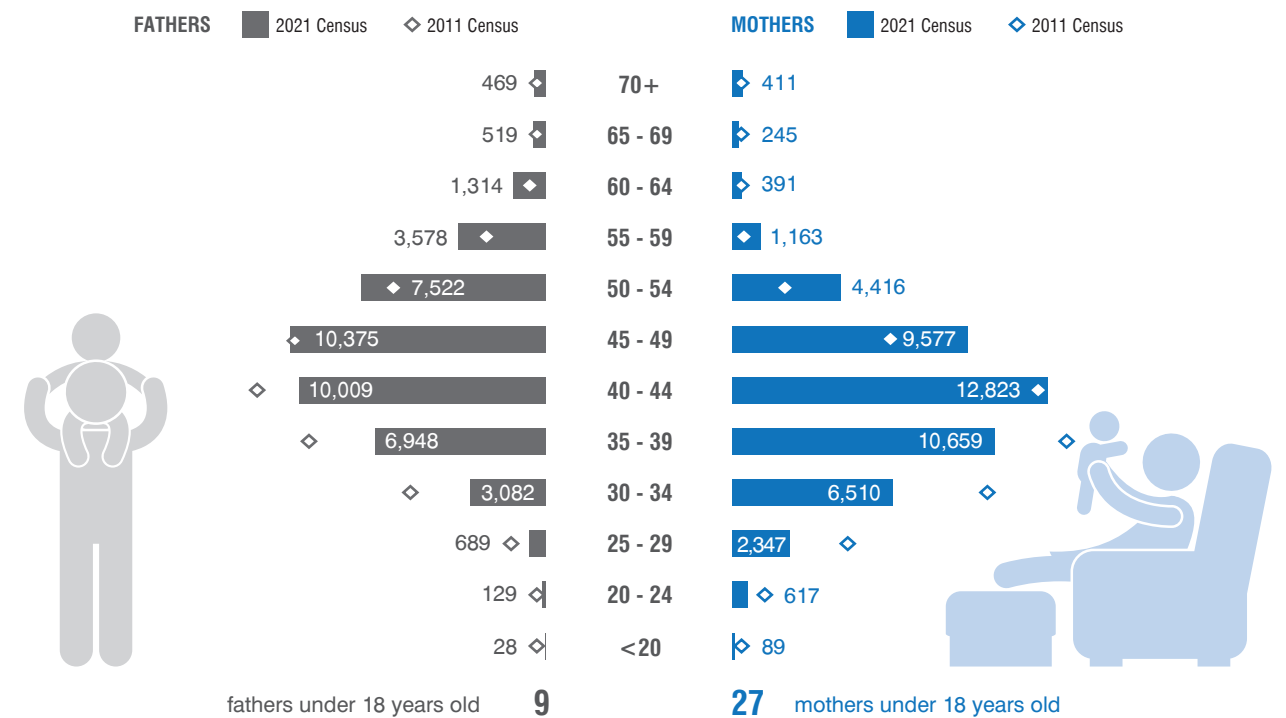
### Children by type of family nucleus




### Children by number of parents (in the same household) (%)



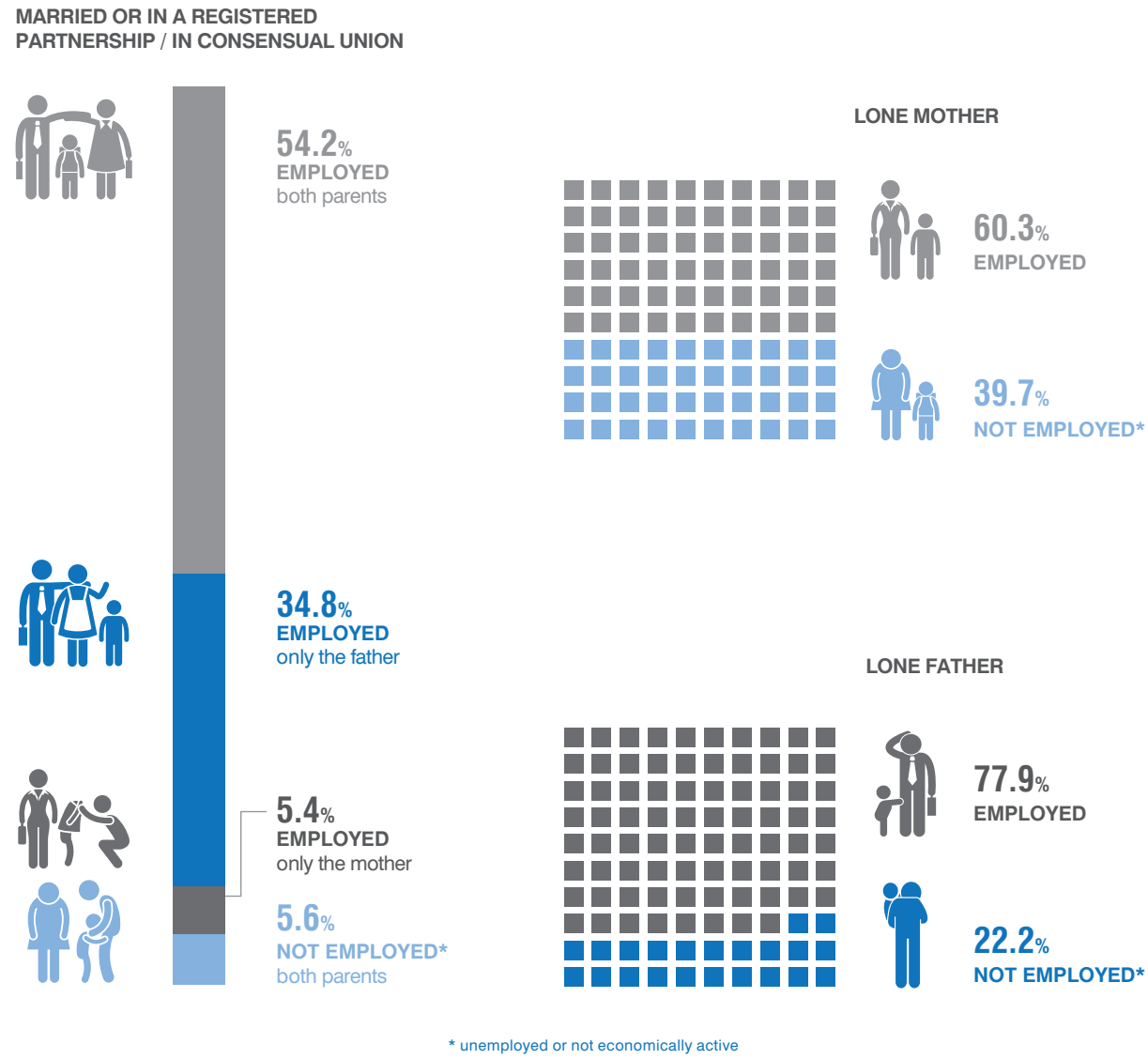
### Parents by sex and age groups



### Parents by educational attainment level (%)

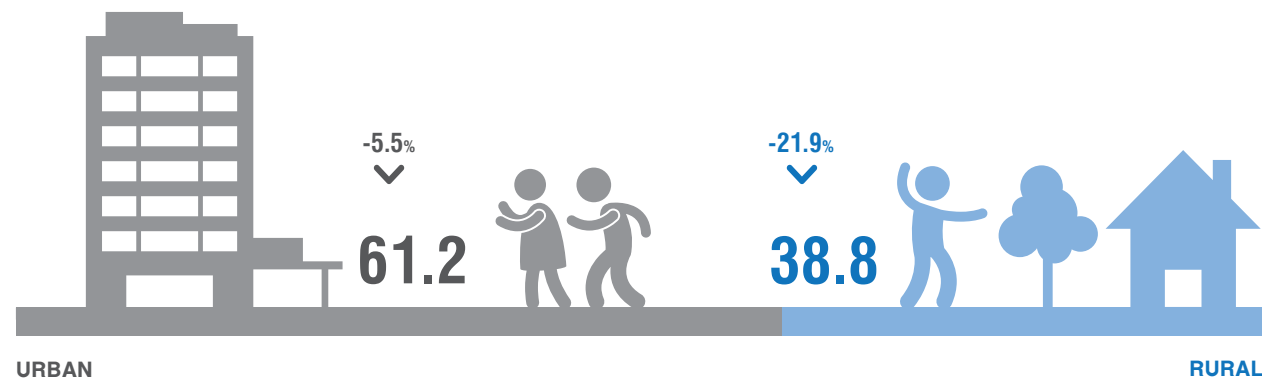


### Children by type of family nucleus and activity status of the parents (%)



### Children by degree of urbanisation of place of residence (%)

Change 2021/2011



### Children by type of dwelling (%)

Change 2021/2011

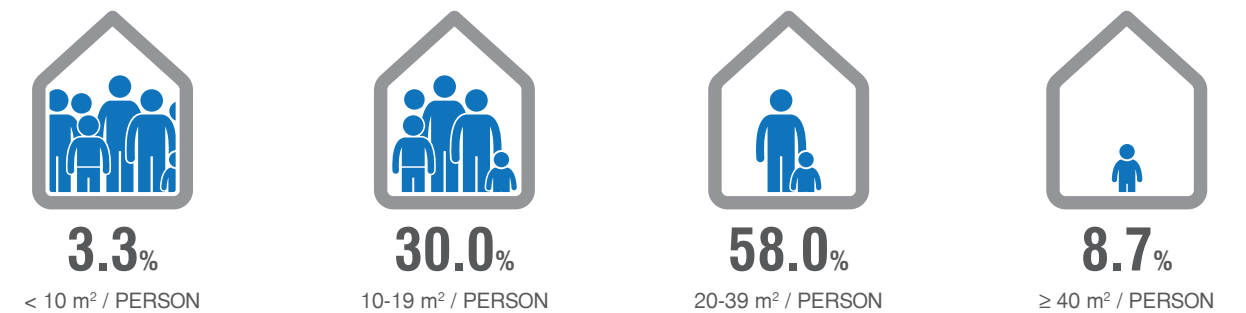


### Children by type of ownership of dwelling (%)


Change 2021/2011

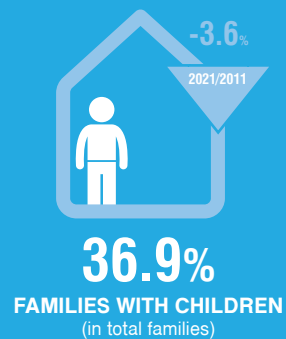
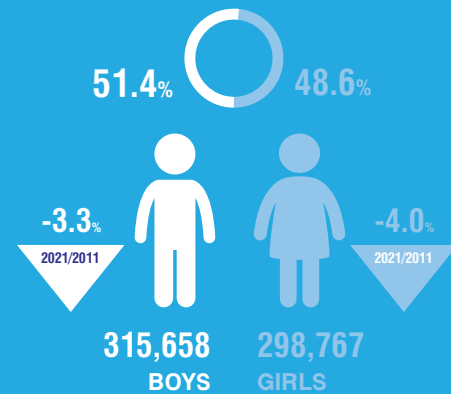
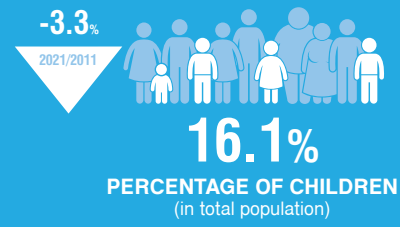



### Children by density standard (floor space) (%)

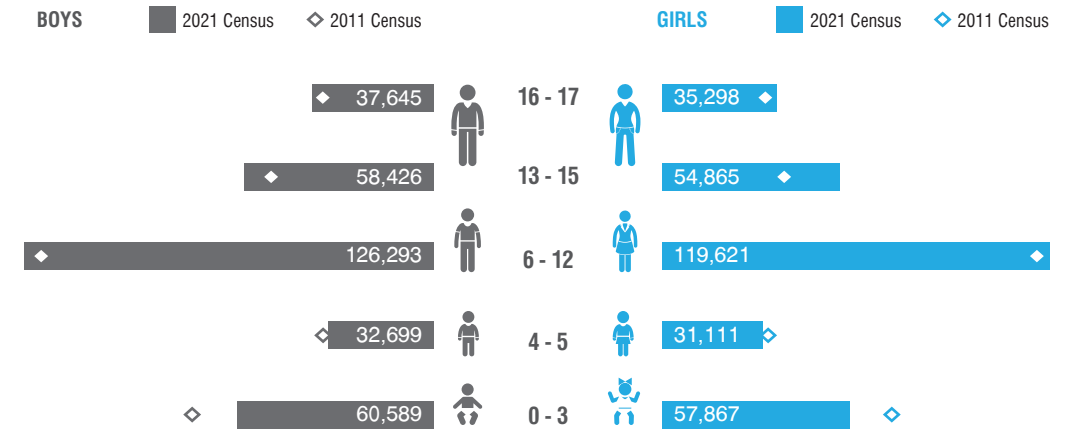


### Children by amenities of the dwelling (%)

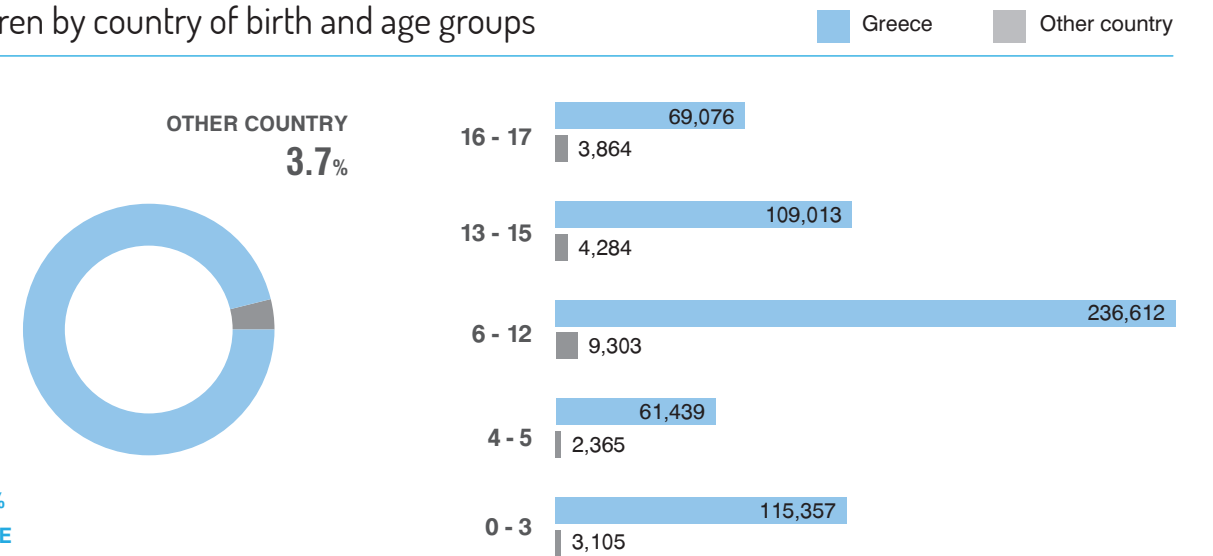




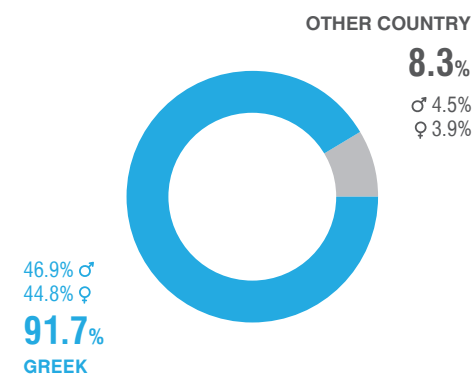
Children by sex and age groups



Children by country of birth and age groups



Citizenship of children (%)



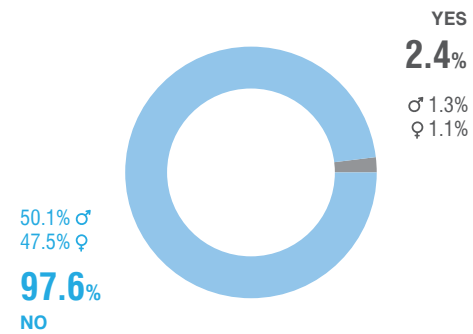
Children with foreign citizenship

**51,165** (-30.0%) 2021/2011

5 COUNTRIES WITH LARGEST SHARES	2021	%	2011	%
Albania	24,502	47.9	46,886	64.1
Romania	2,767	5.4	3,670	5.0
Egypt	2,187	4.3	1,709	2.3
Afghanistan	2,131	4.2	1,283	1.8
Georgia	1,684	3.3	988	1.4
OTHER	17,890	35.0	18,602	25.4

### Arrived from abroad (%)

in the last 5 years



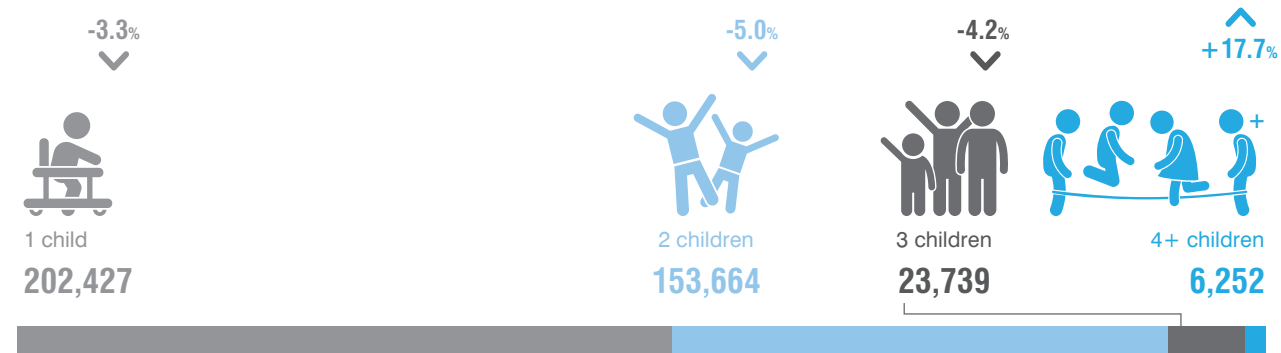
### Children by country of previous residence

14,547 (-59.3%) 2021/2011

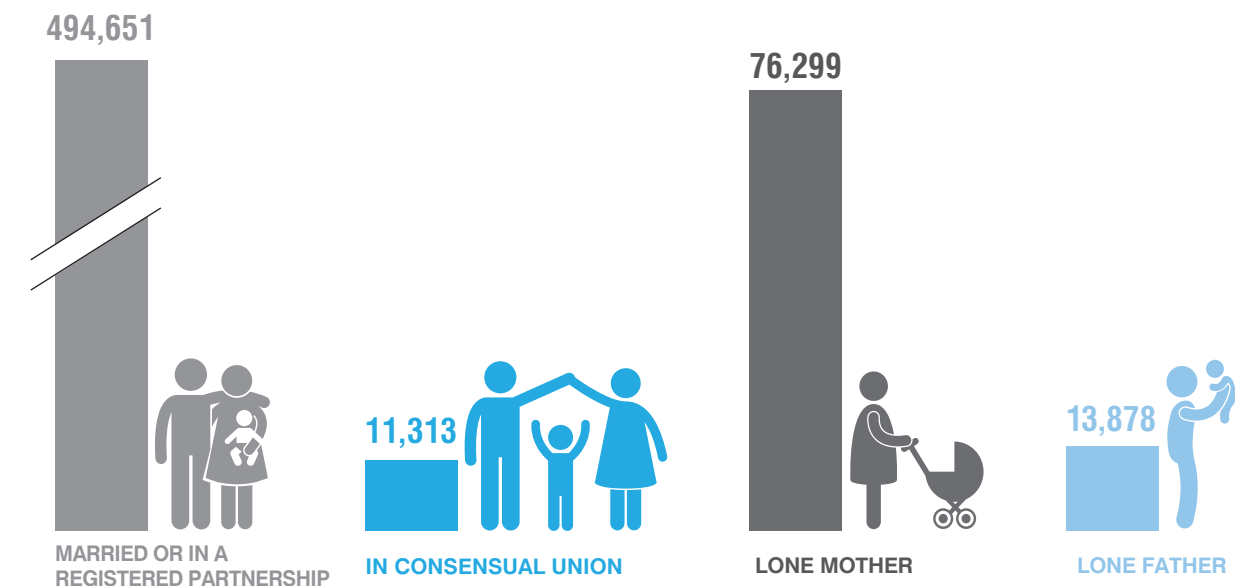
5 COUNTRIES WITH LARGEST SHARES	2021	%
Albania	2,280	15.7
Afghanistan	1,375	9.5
United Kingdom	841	5.8
Germany	654	4.5
Syria	618	4.2
OTHER	8,777	60.3

### Households by number of children

Change 2021/2011



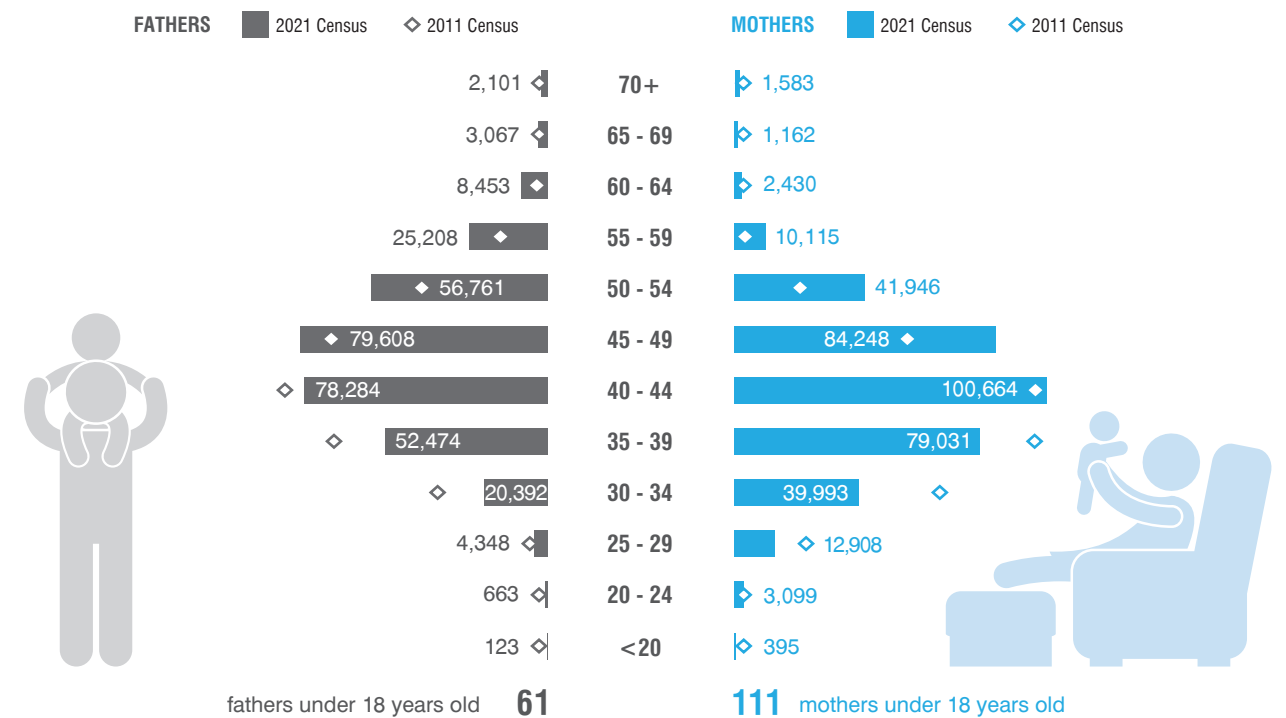
### Children by type of family nucleus




### Children by number of parents (in the same household) (%)



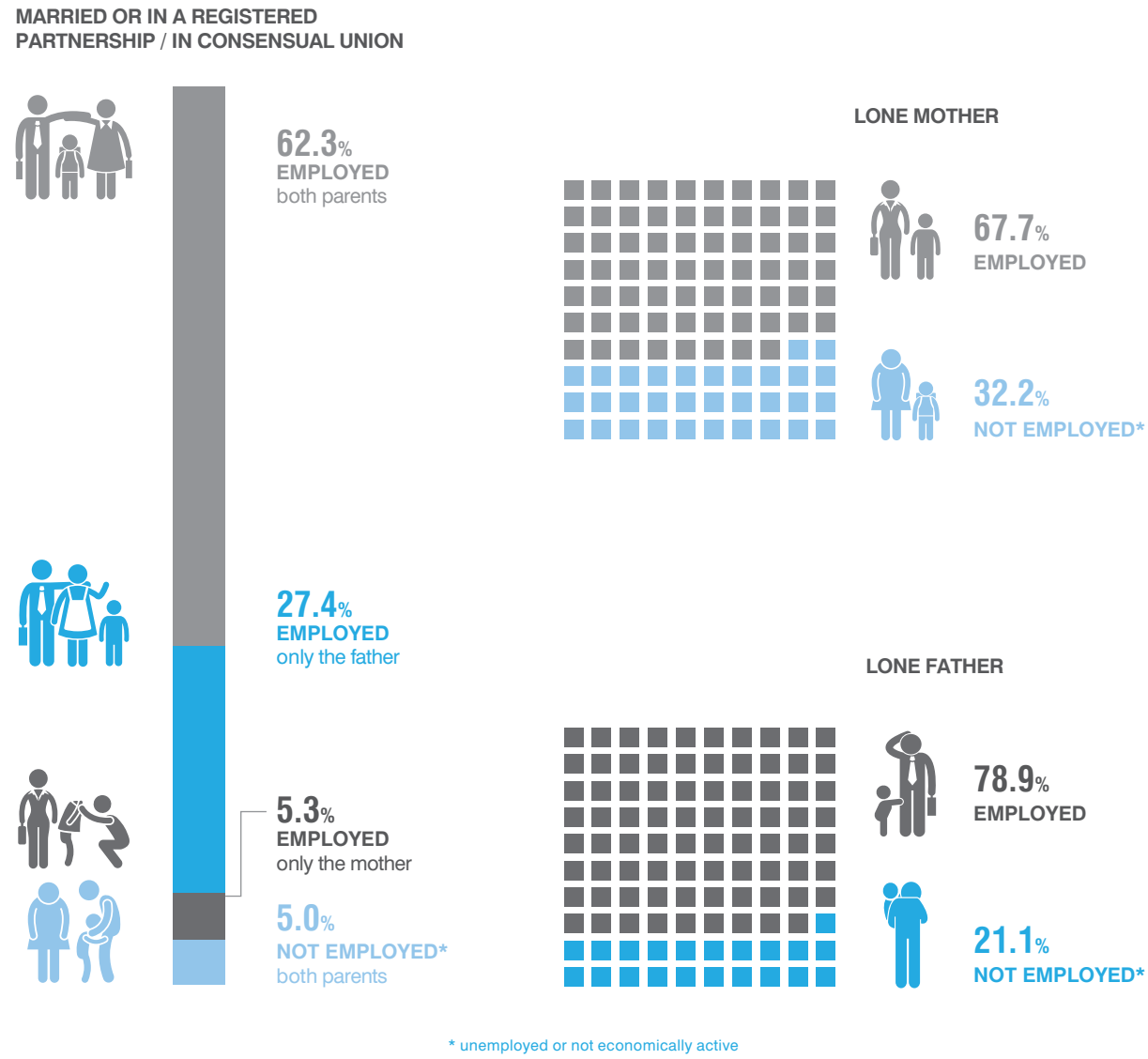
### Parents by sex and age groups



### Parents by educational attainment level (%)



### Children by type of family nucleus and activity status of the parents (%)



### Children by degree of urbanisation of place of residence (%)

Change 2021/2011



### Children by type of dwelling (%)

Change 2021/2011

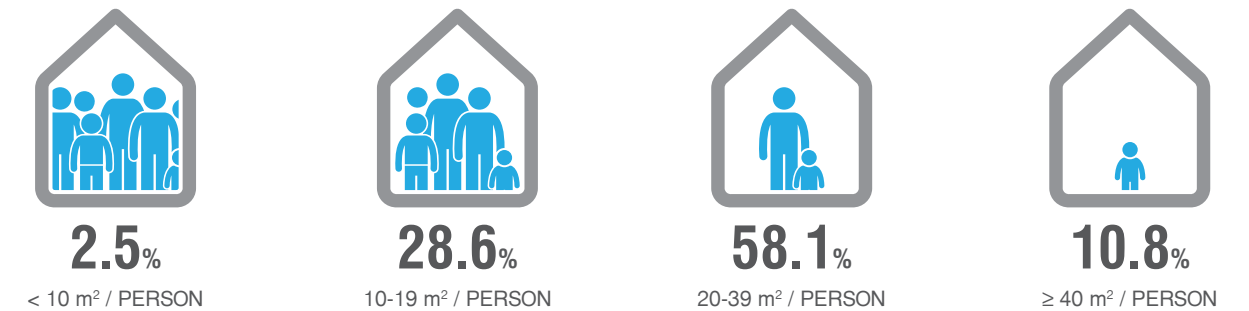


### Children by type of ownership of dwelling (%)


Change 2021/2011

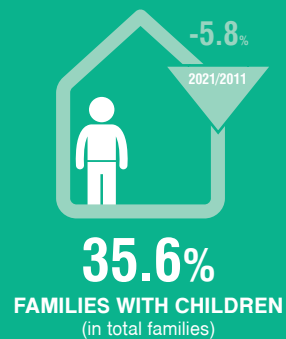
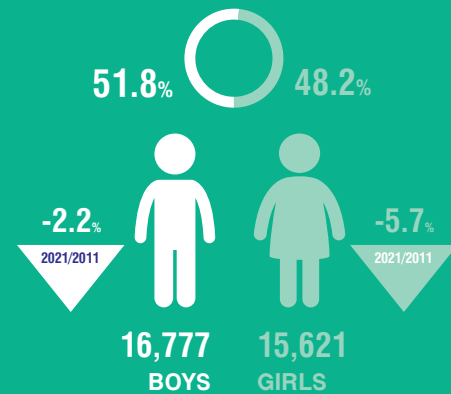
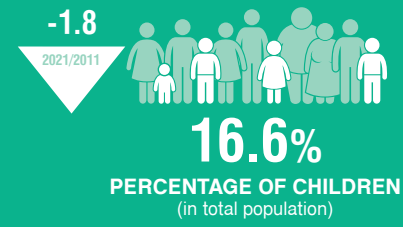



### Children by density standard (floor space) (%)

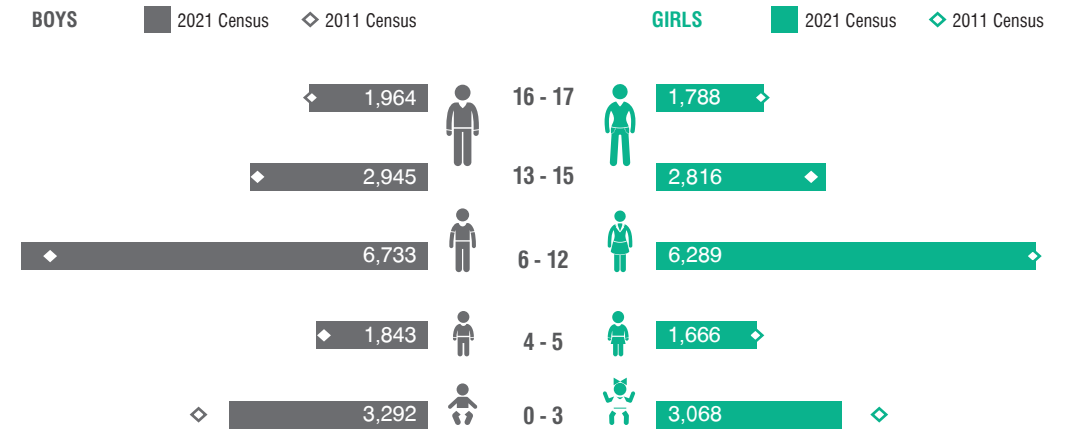


### Children by amenities of the dwelling (%)

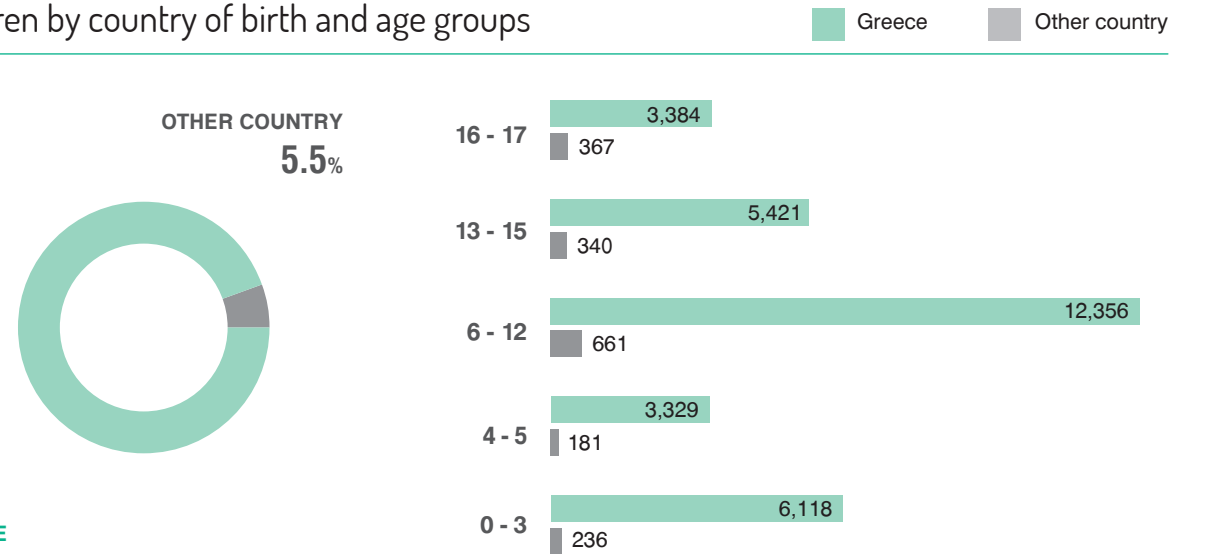




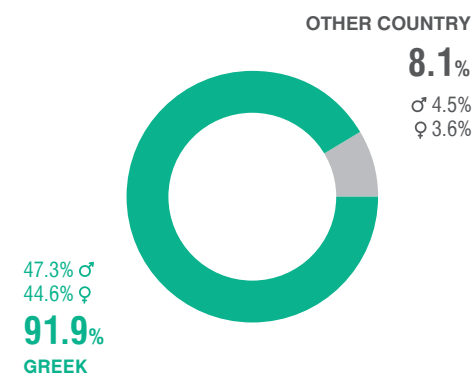
Children by sex and age groups



Children by country of birth and age groups



Citizenship of children (%)



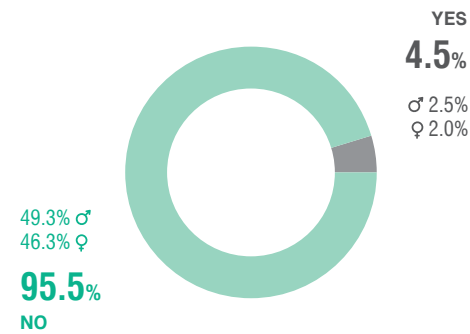
Children with foreign citizenship

**2,616** (-4.1%) 2021/2011

5 COUNTRIES WITH LARGEST SHARES	2021	%	2011	%
Albania	1,094	41.8	2,172	79.6
Afghanistan	848	32.4	28	1.0
Somalia	116	4.4	0	0.0
Syria	69	2.6	1	0.0
Bulgaria	58	2.2	211	7.7
OTHER	433	16.6	317	11.6

### Arrived from abroad (%)

in the last 5 years



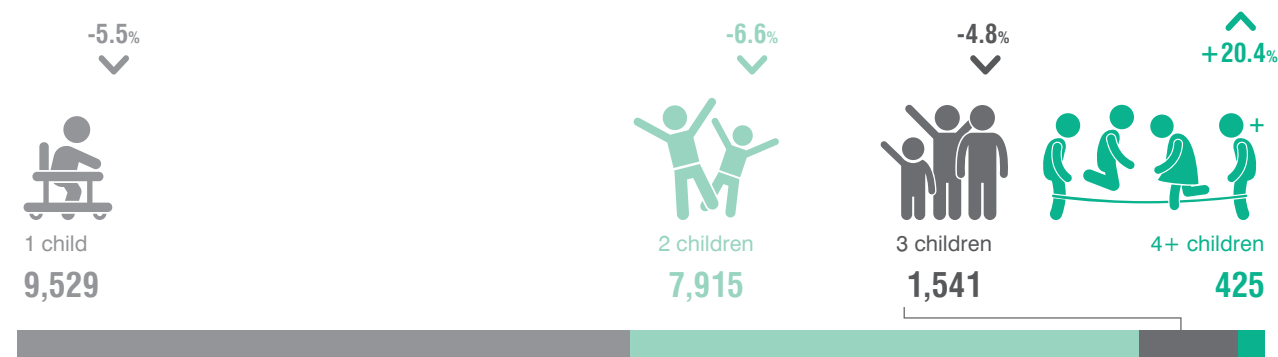
### Children by country of previous residence

1,444 (-29.5%) 2021/2011

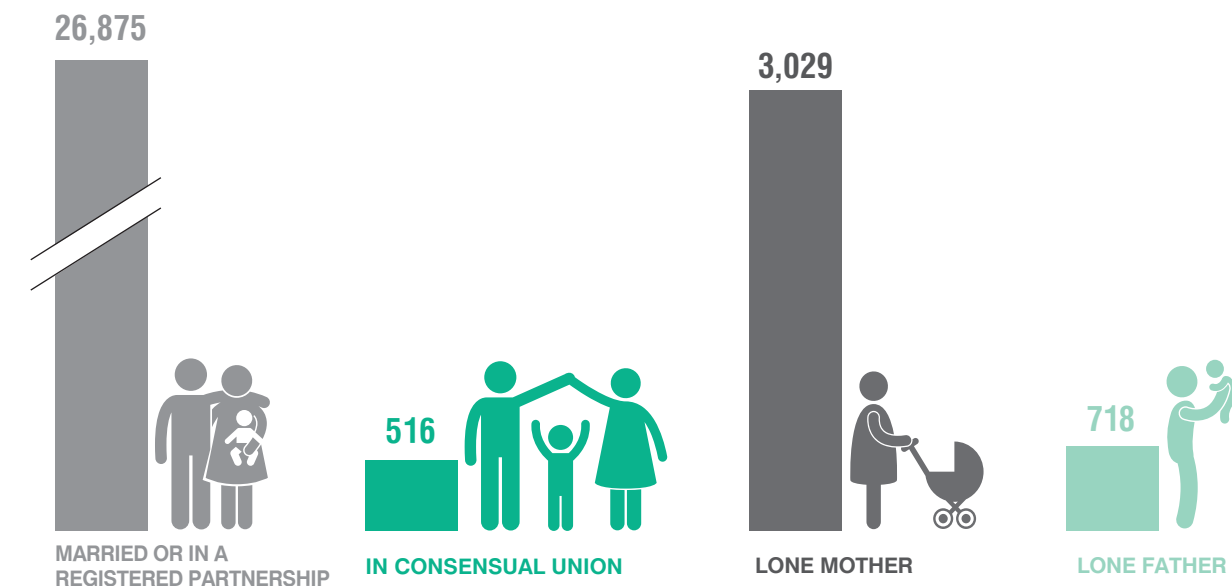
5 COUNTRIES WITH LARGEST SHARES	2021	%
Afghanistan	503	34.8
Turkey	229	15.9
Albania	167	11.6
Iran	149	10.3
Cyprus	80	5.5
OTHER	317	22.0

### Households by number of children

Change 2021/2011



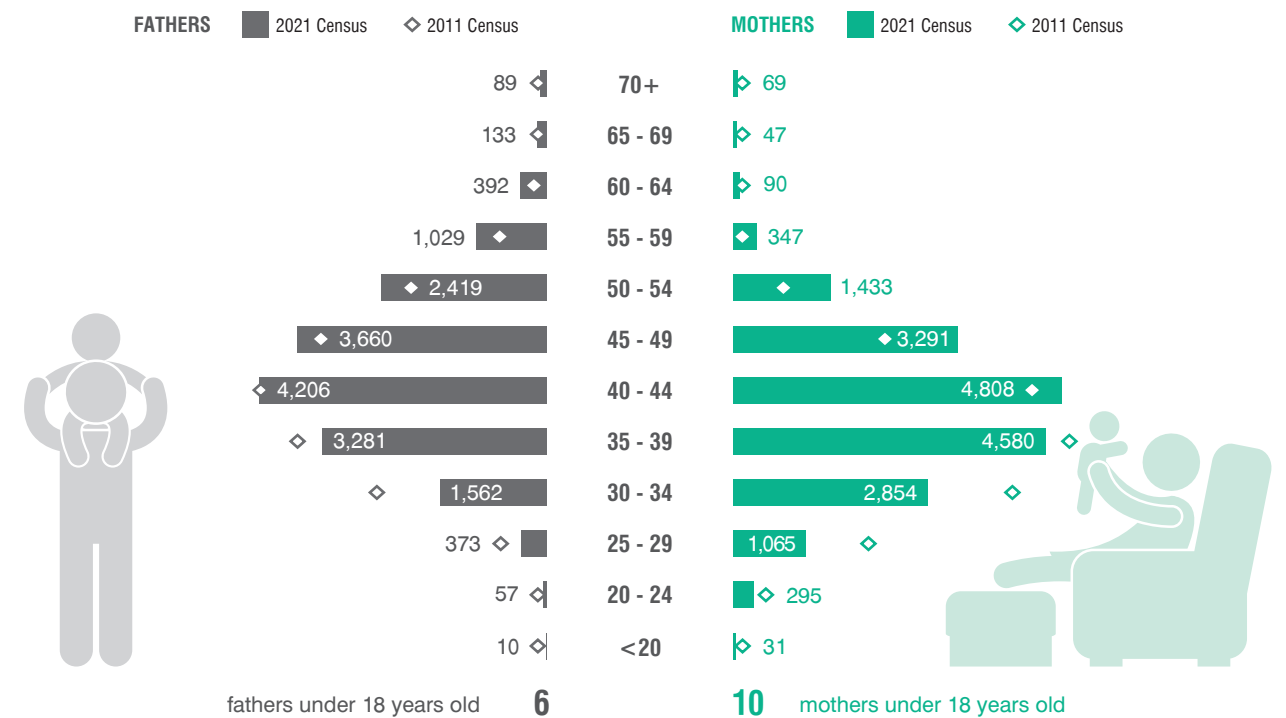
### Children by type of family nucleus



### Children by number of parents (in the same household) (%)



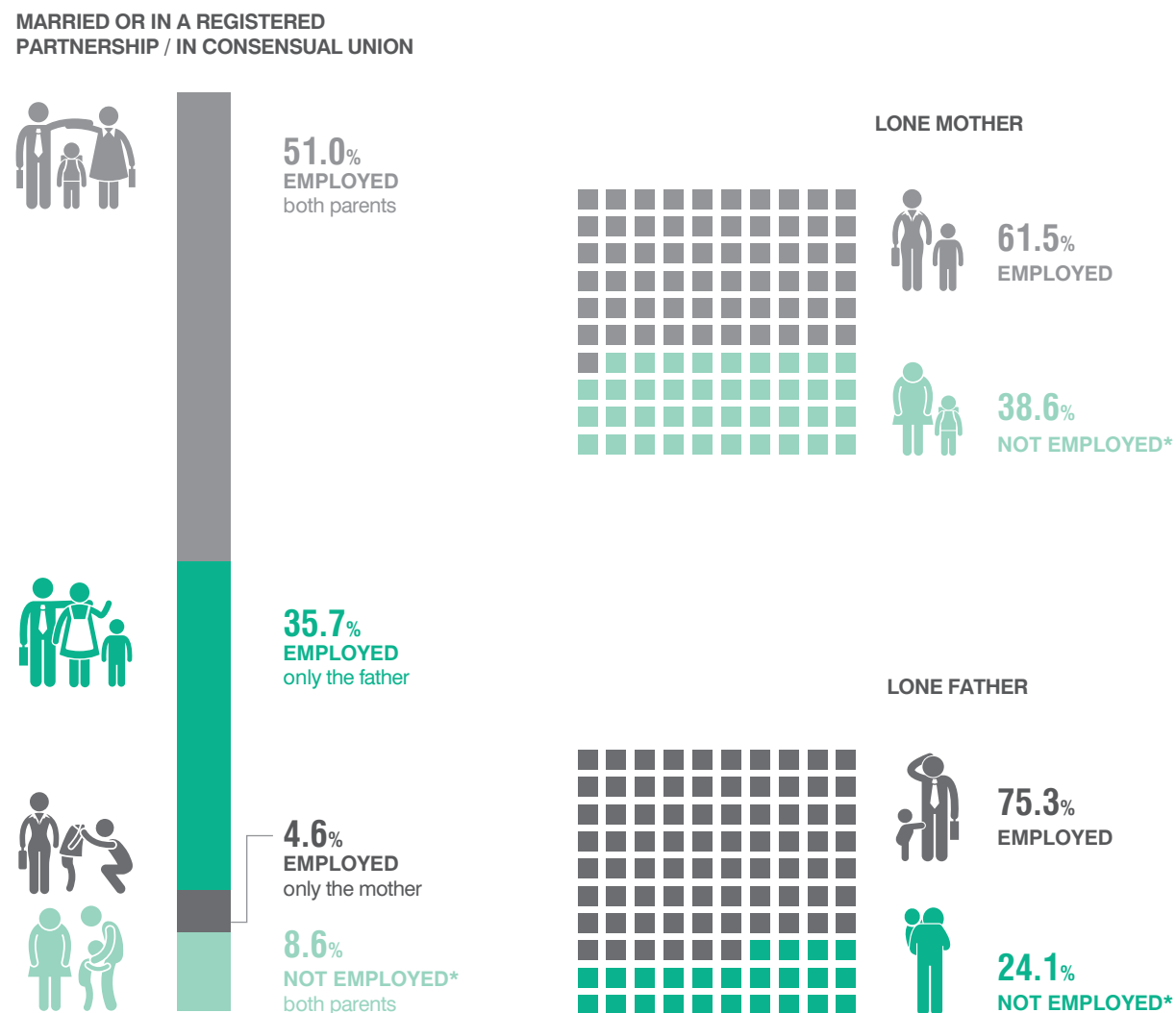
### Parents by sex and age groups



### Parents by educational attainment level (%)



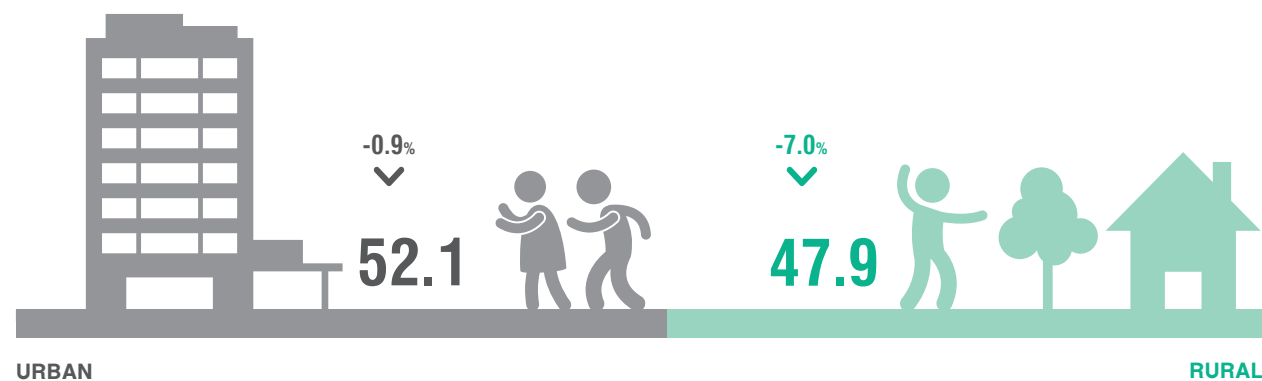
### Children by type of family nucleus and activity status of the parents (%)



\* unemployed or not economically active

### Children by degree of urbanisation of place of residence (%)

Change 2021/2011



### Children by type of dwelling (%)

Change 2021/2011

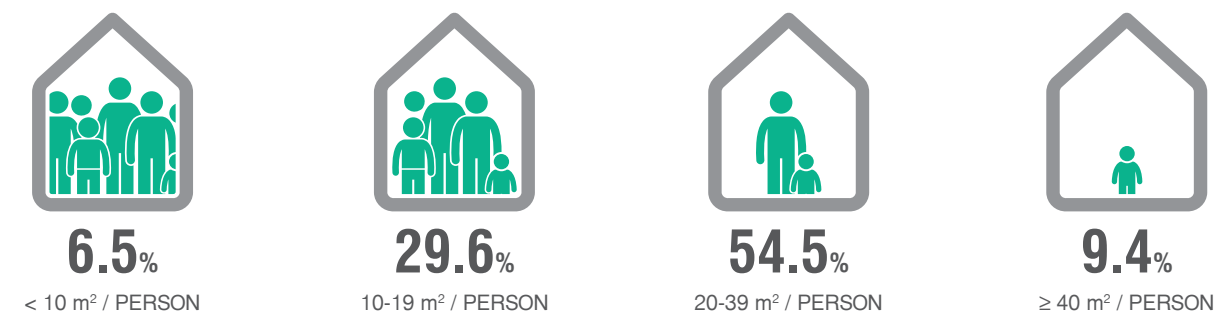


### Children by type of ownership of dwelling (%)

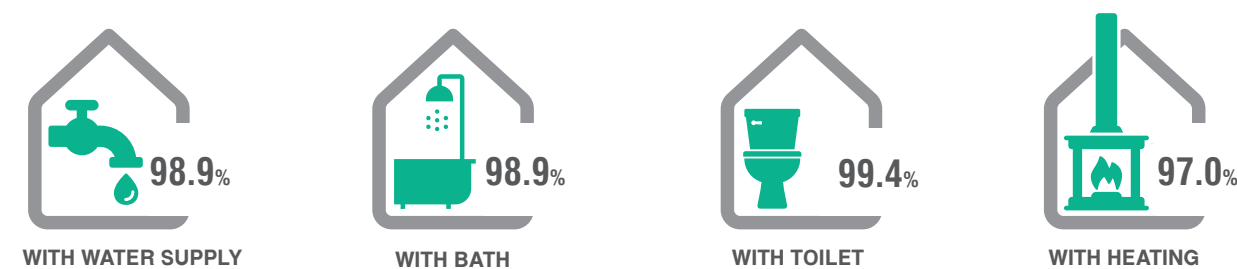
Change 2021/2011

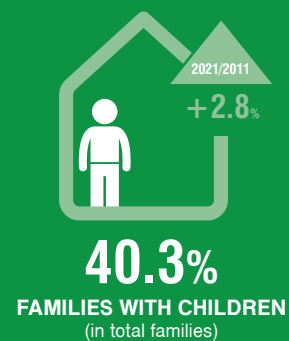
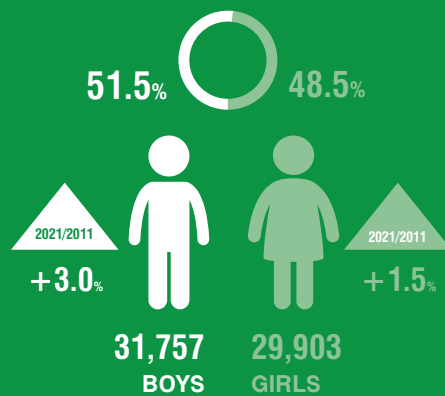
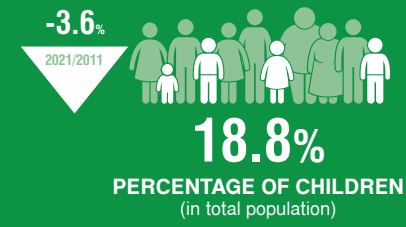



### Children by density standard (floor space) (%)

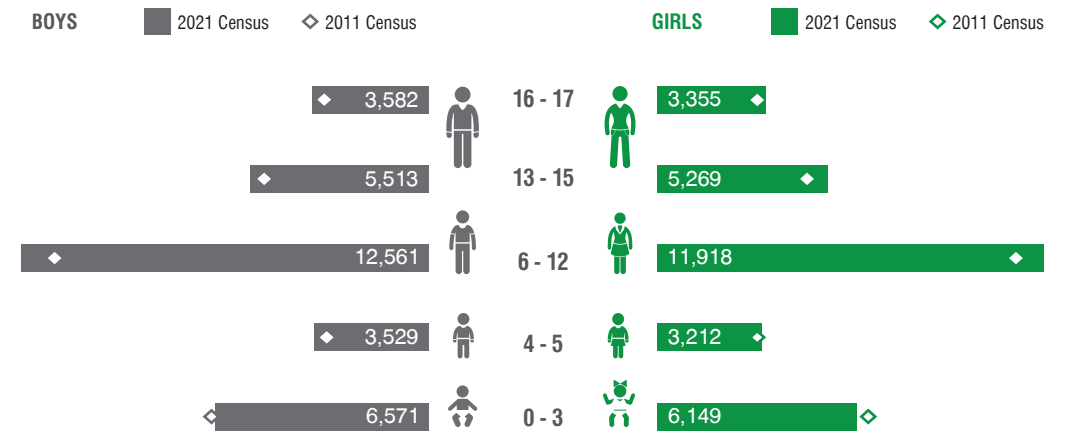


### Children by amenities of the dwelling (%)

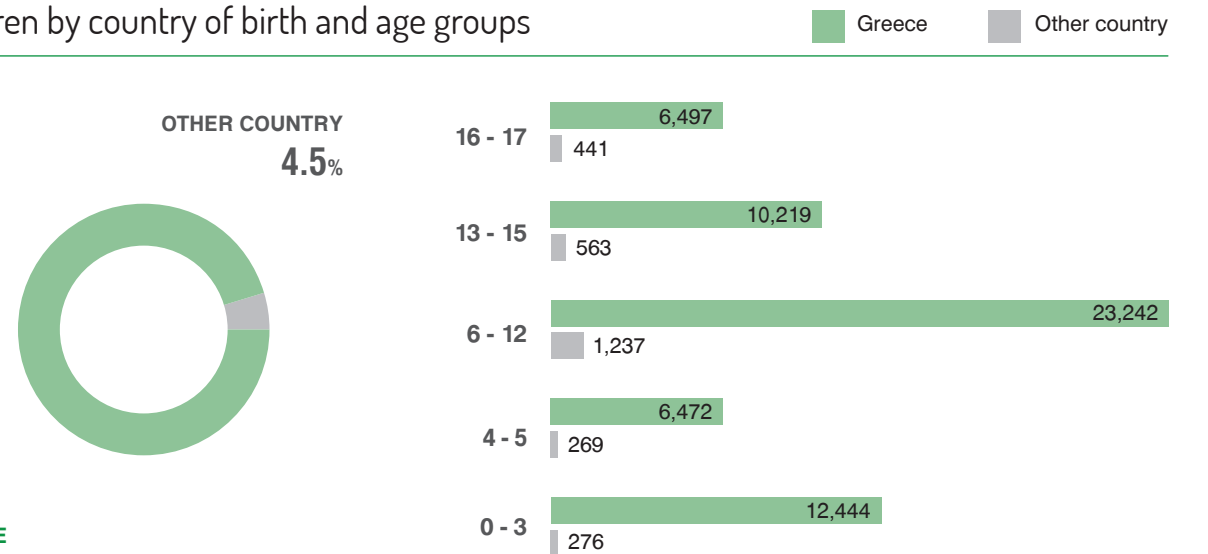




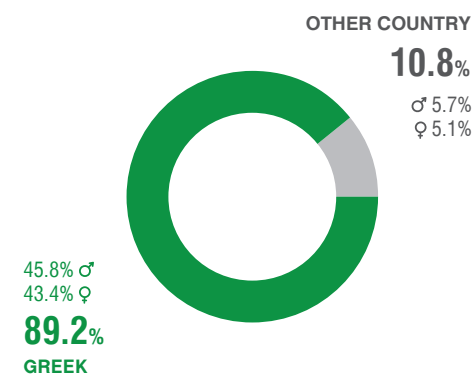
Children by sex and age groups



Children by country of birth and age groups



Citizenship of children (%)



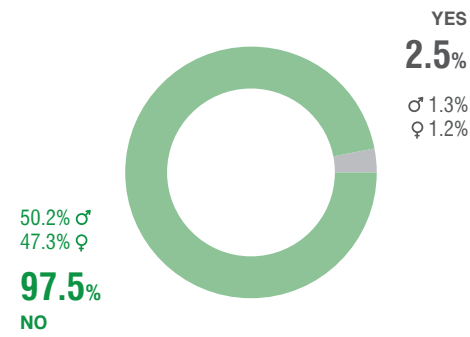
Children with foreign citizenship

**6,655** (-13.2%) 2021/2011

5 COUNTRIES WITH LARGEST SHARES	2021		2011	
		%		%
Albania	5,250	78.9	5,841	76.2
Bulgaria	292	4.4	627	8.2
Romania	134	2.0	232	3.0
United Kingdom	64	1.0	79	1.0
Poland	45	0.7	91	1.2
OTHER	865	13.0	798	10.4

### Arrived from abroad (%)

in the last 5 years



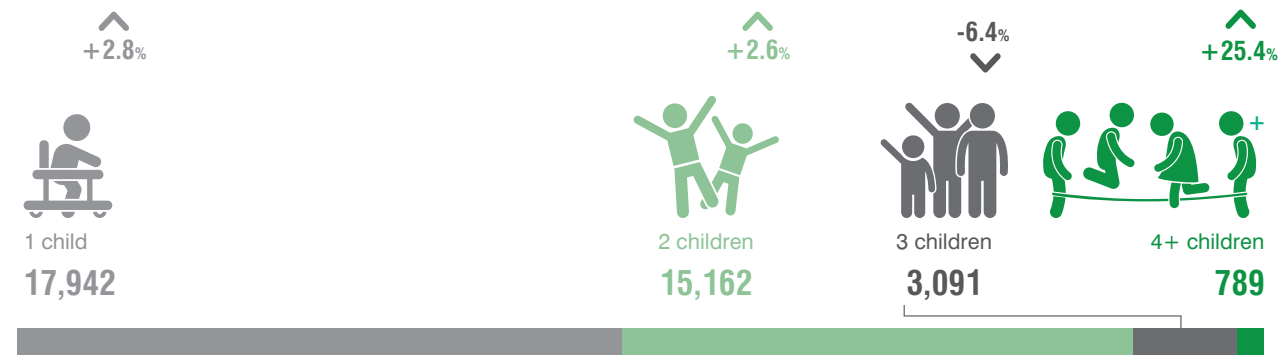
### Children by country of previous residence

1,524 (-64.3%) 2021/2011

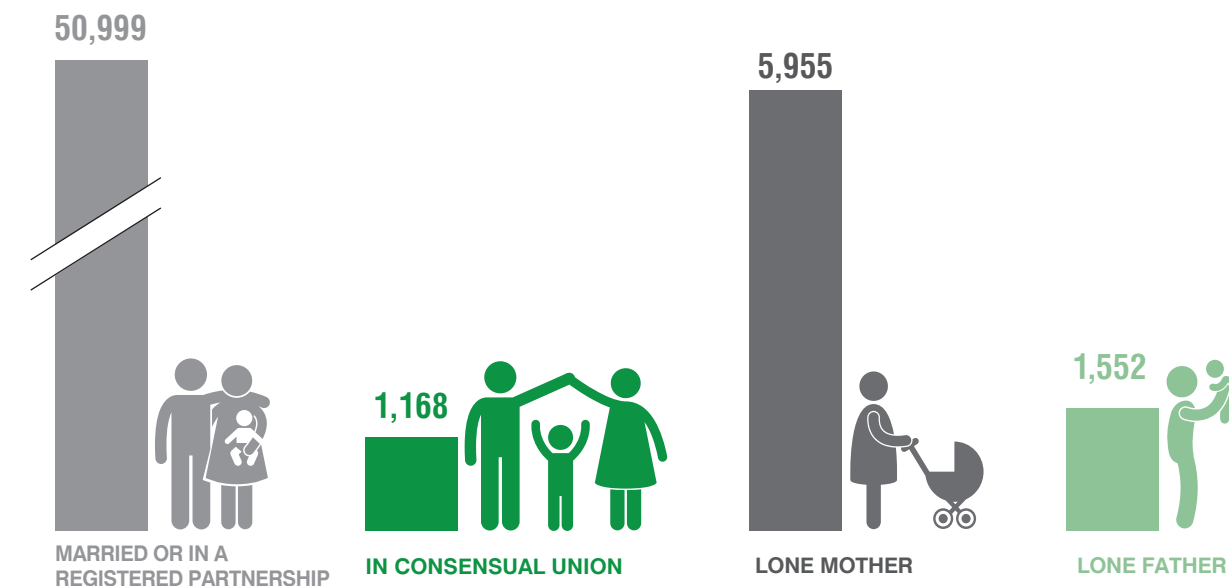
5 COUNTRIES WITH LARGEST SHARES	2021	%
Albania	786	51.6
Australia	94	6.2
United States of America	83	5.4
Germany	55	3.6
Cyprus	55	3.6
OTHER	448	29.4

### Households by number of children

Change 2021/2011



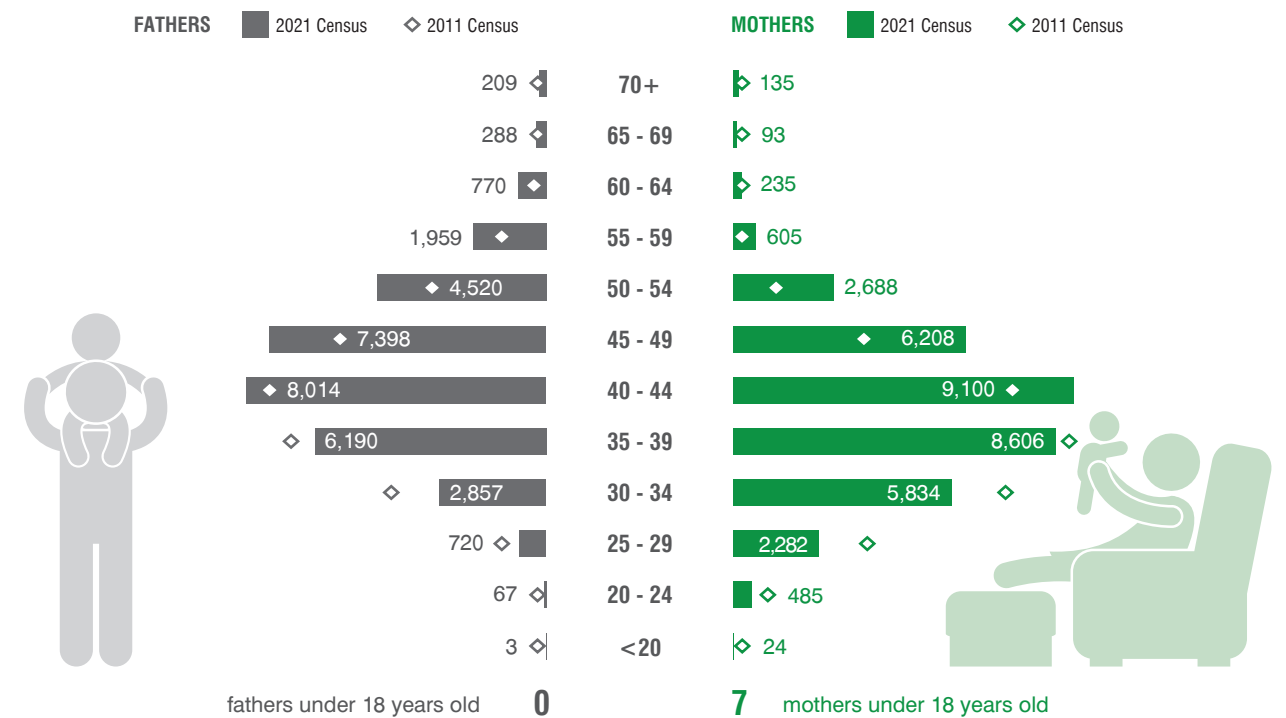
### Children by type of family nucleus



### Children by number of parents (in the same household) (%)



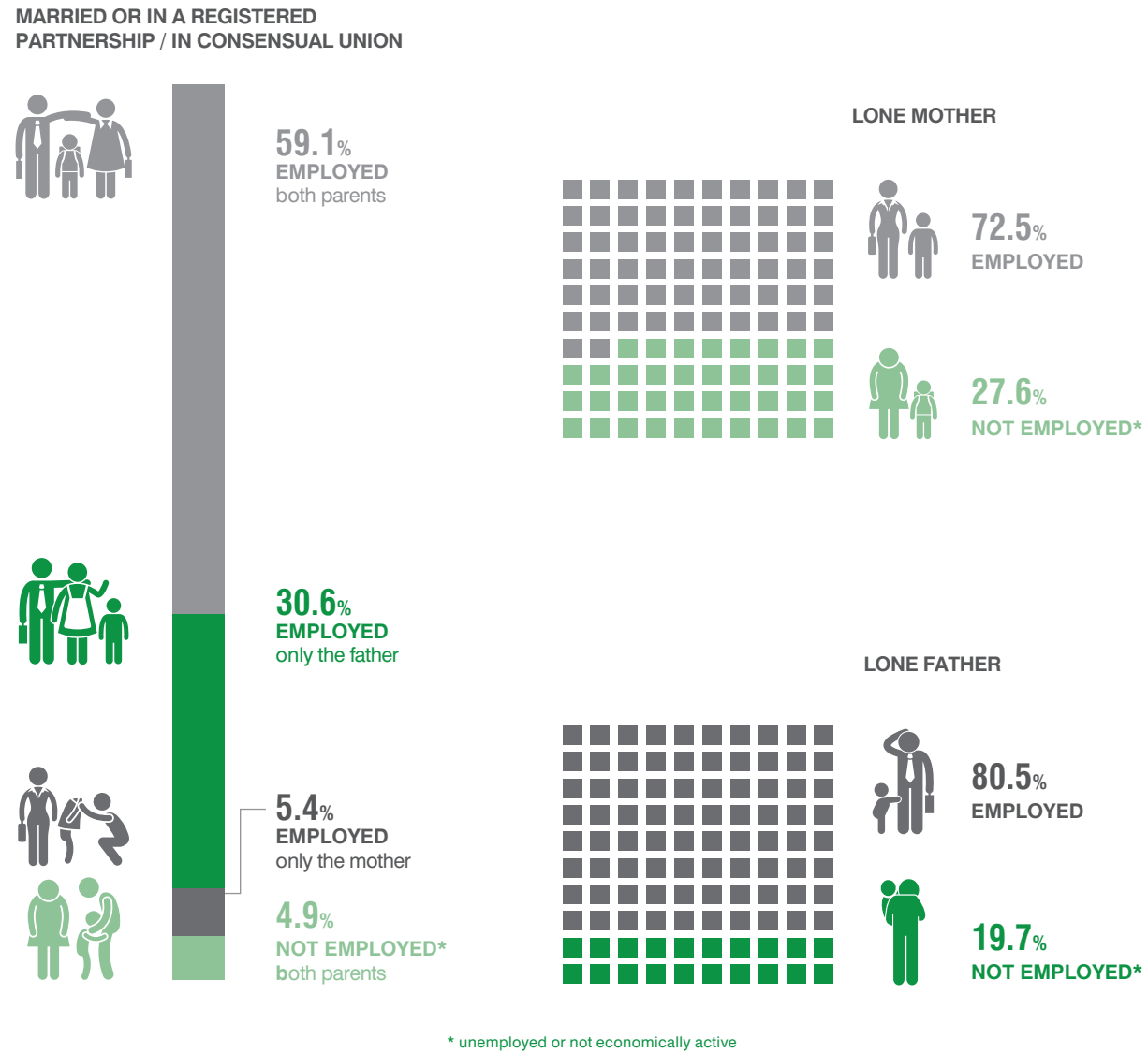
### Parents by sex and age groups



### Parents by educational attainment level (%)

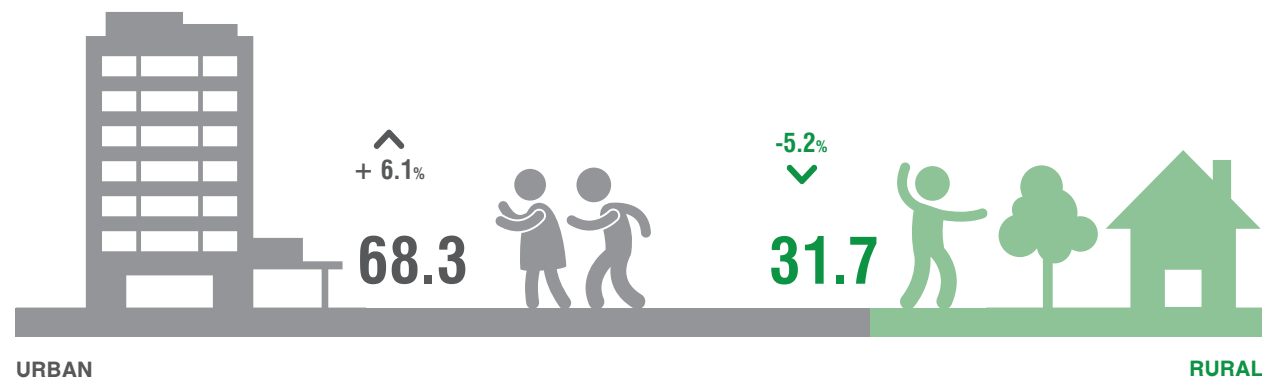


### Children by type of family nucleus and activity status of the parents (%)



### Children by degree of urbanisation of place of residence (%)

Change 2021/2011



### Children by type of dwelling (%)

Change 2021/2011

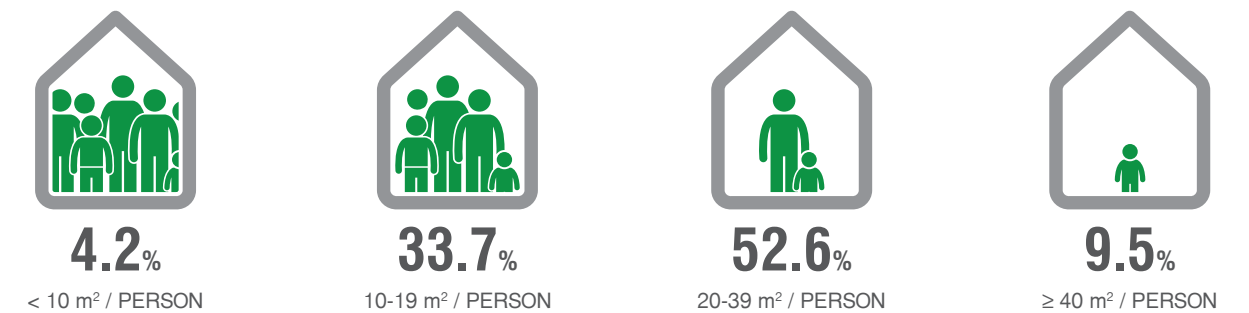


### Children by type of ownership of dwelling (%)


Change 2021/2011

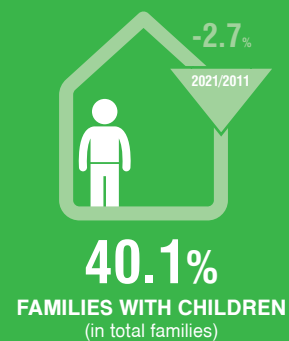
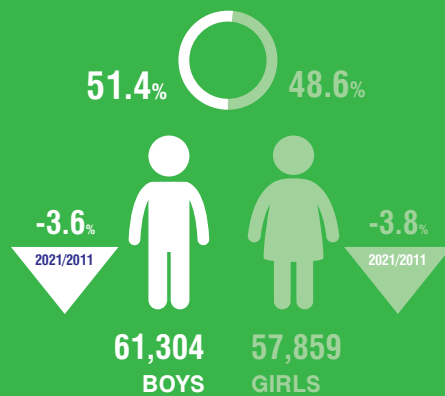
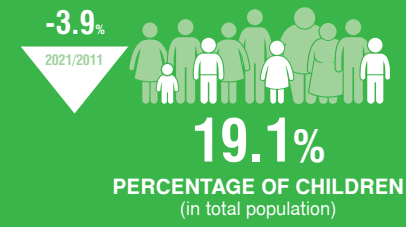



### Children by density standard (floor space) (%)

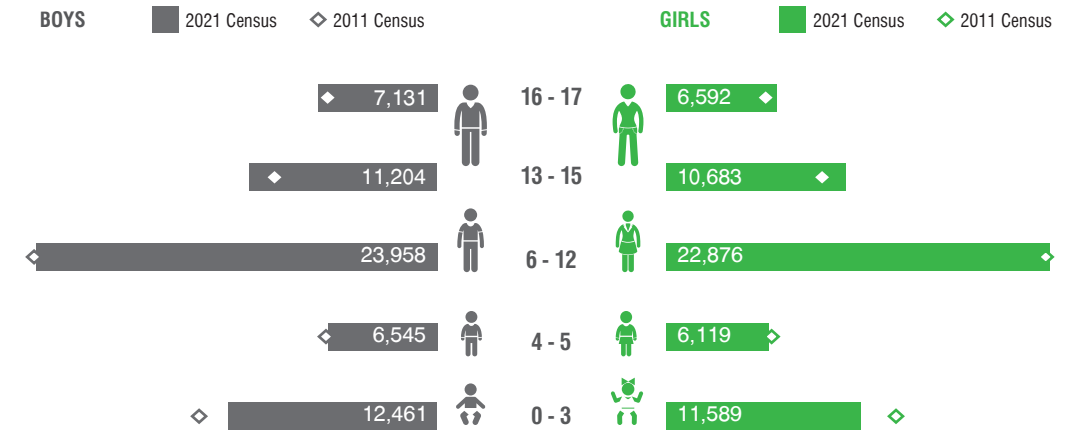


### Children by amenities of the dwelling (%)

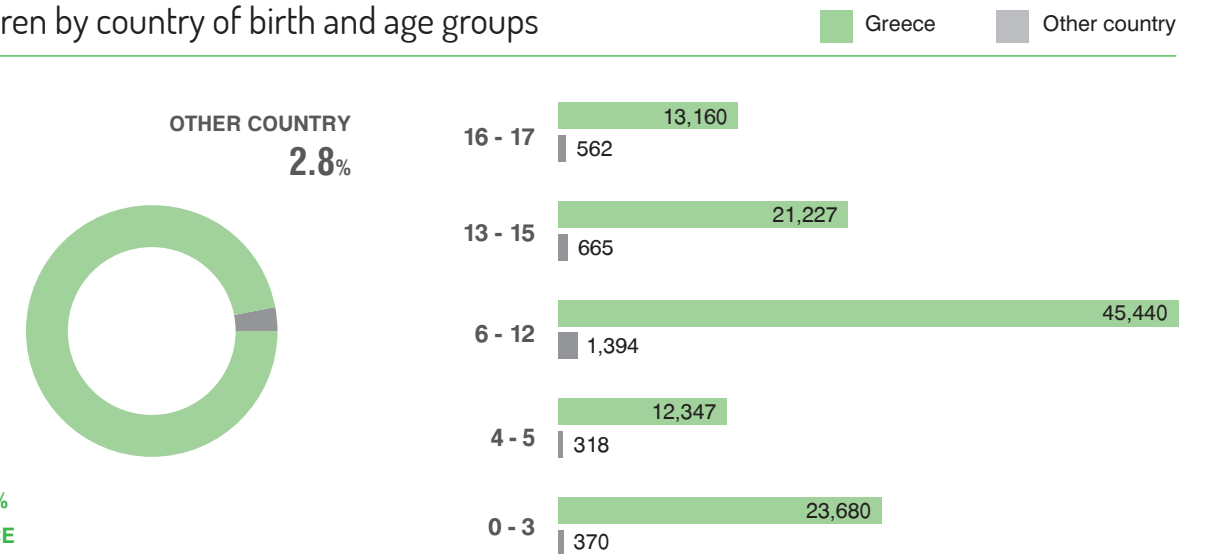




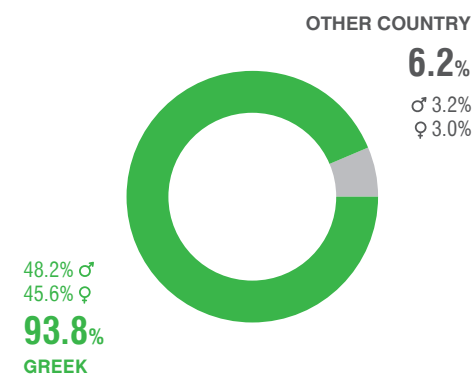
Children by sex and age groups



Children by country of birth and age groups



Citizenship of children (%)



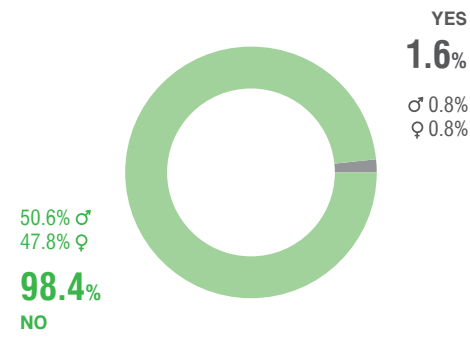
Children with foreign citizenship

**7,392** (-44.3%) 2021/2011

5 COUNTRIES WITH LARGEST SHARES	2021	%	2011	%
Albania	4,479	60.6	7,922	59.6
Bulgaria	728	9.8	2,494	18.8
Syria	328	4.4	217	1.6
Romania	303	4.1	782	5.9
India	139	1.9	166	1.2
OTHER	1,414	19.1	1,702	12.8

### Arrived from abroad (%)

in the last 5 years



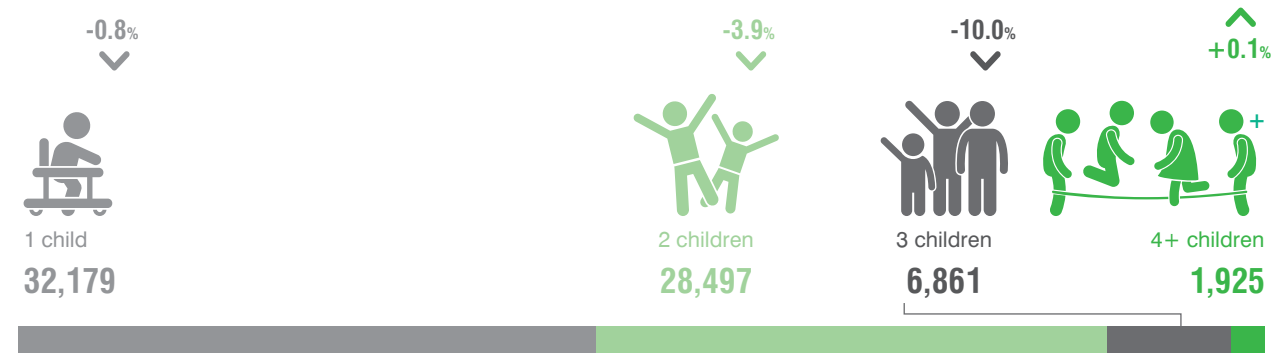
### Children by country of previous residence

1,930 (-74.9%) 2021/2011

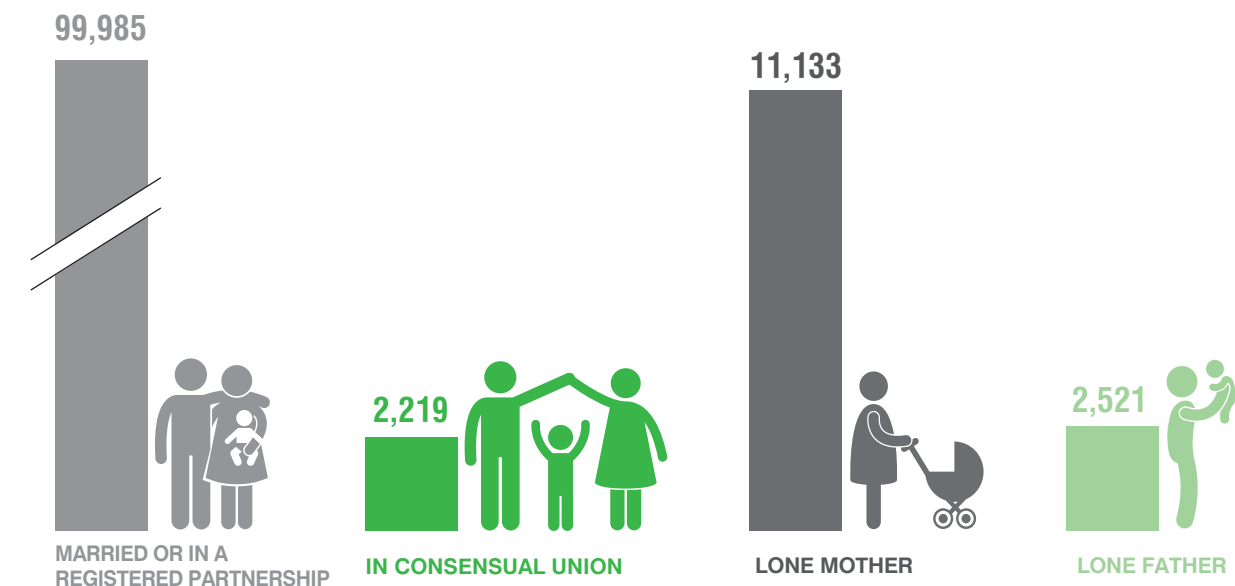
5 COUNTRIES WITH LARGEST SHARES	2021	%
Albania	640	33.2
Syria	147	7.6
Germany	125	6.5
Bulgaria	121	6.3
United Kingdom	104	5.4
OTHER	794	41.1

### Households by number of children

Change 2021/2011



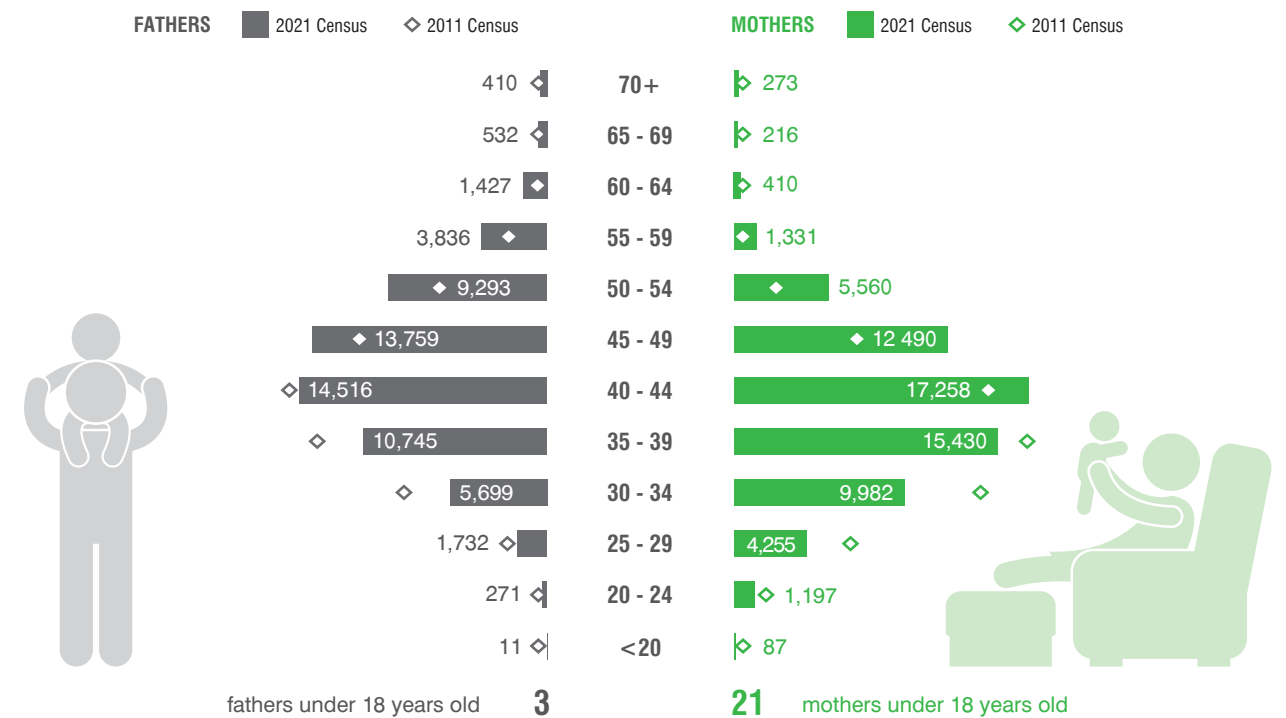
### Children by type of family nucleus



### Children by number of parents (in the same household) (%)



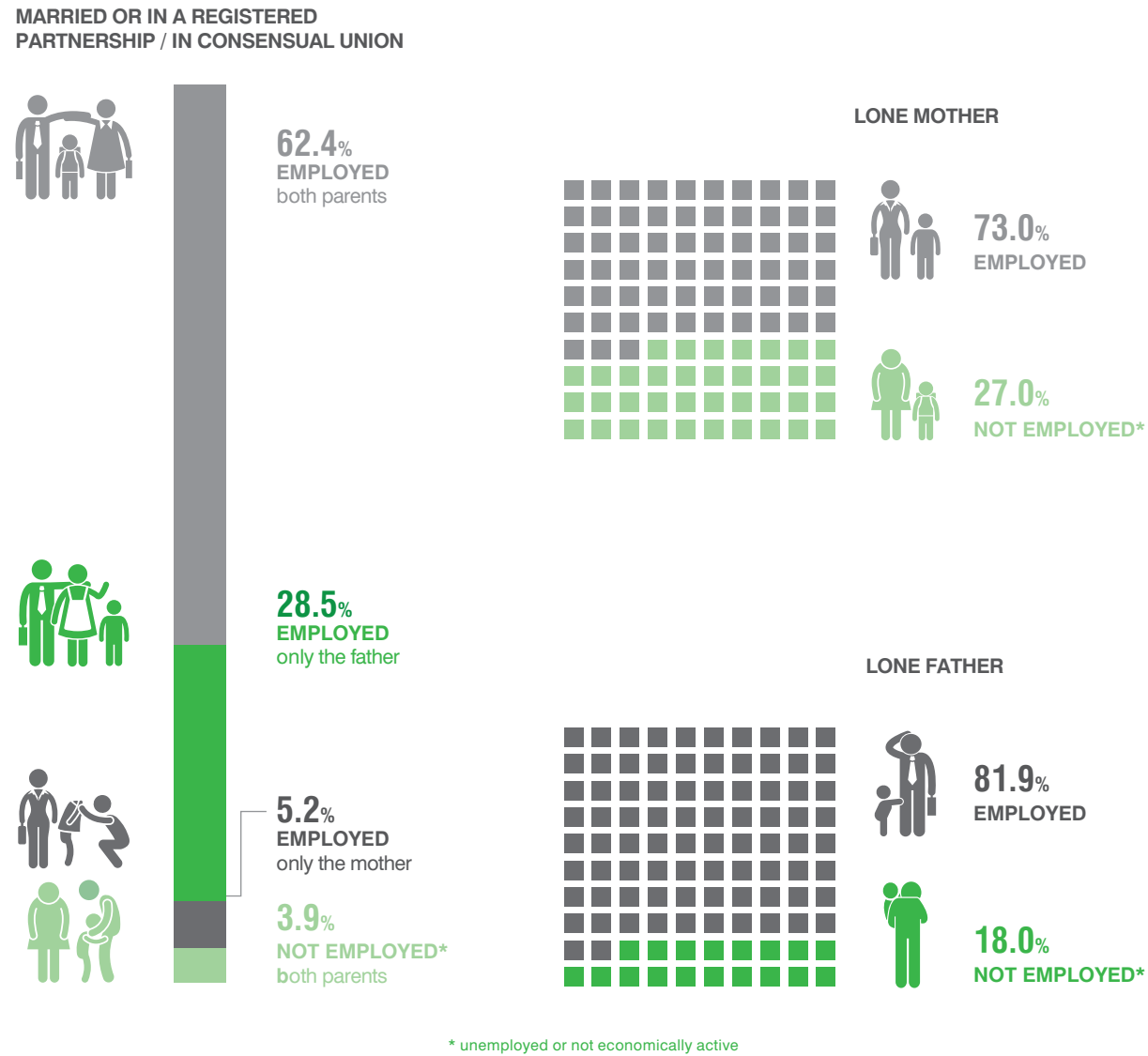
### Parents by sex and age groups



### Parents by educational attainment level (%)

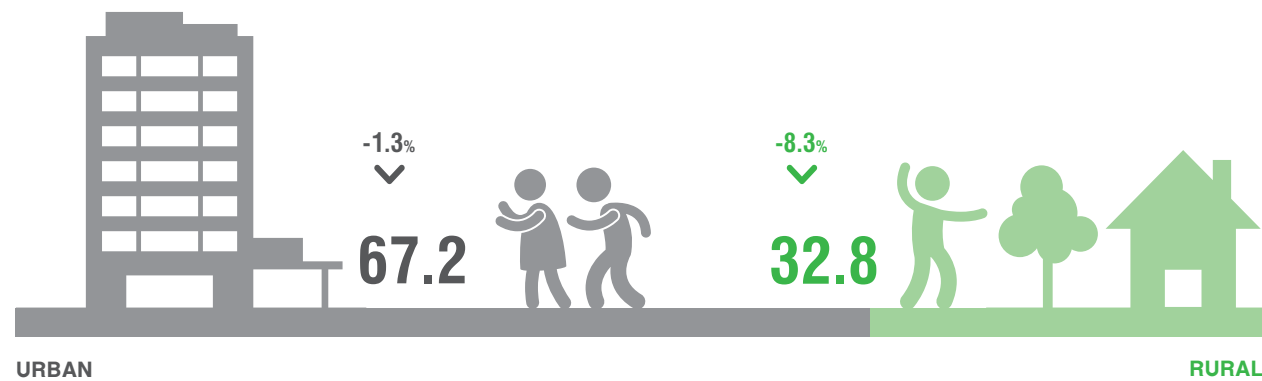


### Children by type of family nucleus and activity status of the parents (%)



### Children by degree of urbanisation of place of residence (%)

Change 2021/2011



### Children by type of dwelling (%)

Change 2021/2011

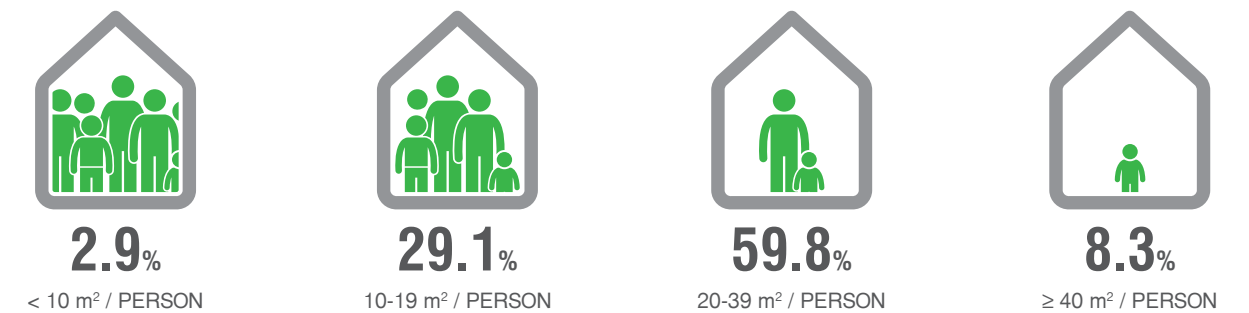


### Children by type of ownership of dwelling (%)


Change 2021/2011



### Children by density standard (floor space) (%)



### Children by amenities of the dwelling (%)





### 1. General Censuses for Buildings and Population - Housing

The General Censuses for Buildings and Population - Housing have been conducted since 1951, every ten years, and are one of the most important statistical works in Greece.

The 2021 Population - Housing Census, the first digital census in Greece, was conducted by the Hellenic Statistical Authority (ELSTAT) by virtue of Regulation (EU) No 763/2008 of the European Parliament and of the Council on the Population and Housing Census, their Implementing Regulations (EU) 2017/543, (EU) 2017/881, (EU) 2017/712, (EU) 2018/1799, the United Nations (UNECE) Recommendations for the 2020 Censuses of Population - Housing and Law 4772/2021 (Government Gazette, Series I, No 17/A/5-2-2021).

The Law determines in detail the purpose, the variables, the data collection method, the post census works, as well as special provisions to ensure the smooth conduct of the General Censuses. The Population - Housing Census is carried out in all Member States of the European Union with common standards and methods, as defined in the above legal framework regarding the methods of conduct, reference dates and dates of census conduct, variables, file format and transmission dates for data and metadata. The reference date of the 2021 Population - Housing Census in Greece was the 22nd of October 2021, in line with the European Regulation, which sets the reference date within 2021.

### 2. Purpose of the Census

The Population - Housing Census provides up-to-date data concerning:

- the Resident Population, i.e., the inhabitants who usually reside in each Region, Regional Unit, Municipality, Municipal Unit, Community and independent settlement of Greece, irrespective of citizenship and residence status;
- the registered population, i.e., the citizens registered in each Municipality and Municipal Unit, on the basis of which the parliamentary seats are distributed in the individual constituencies during the parliamentary elections (Article 54 of the Constitution);
- the number of dwellings, by type (conventional or non-conventional), and data on their main characteristics and amenities;
- the number and composition of households;
- the demographic, social, educational and economic characteristics of the resident population of Greece;
- data on immigration and emigration.

Within the scope of the 2021 General Censuses the compilation of Statistical Registers of Buildings and Population was also foreseen, in accordance with the new European methodological framework, which provides for the transmission of demographic census data on an annual basis.

### 3. Methodology

According to the initial census design, the 2021 General Censuses were conducted using the traditional method, which is based on the direct enumeration of all individuals and the collection of information on their characteristics through a questionnaire.

In the context of safeguarding public health and due to the adverse conditions arising from the coronavirus pandemic (Covid-19), ELSTAT designed and carried out the 2021 Population - Housing Census with a hybrid system, which initially provided for the electronic self-enumeration (with the help of the Enumerators) of households through a dedicated online application.

For those households that could not be self-enumerated, as well as for people living in refugee camps, nursing homes, hospitals, other collective households, etc., the Census was conducted through a personal or telephone interview in full compliance with the applicable public health protection measures. The obstacle related to the absence of a population register (administrative or statistical) was overcome with the help of the Enumerators who distributed a unique (geospatial) residence code to each household in their area of responsibility. The population was enumerated on the basis of these codes.

#### 3.1 Phases of data collection of the General Censuses

##### 3.1.1 Preparatory phase: Buildings Census

The Buildings Census is conducted every 10 years before the Population - Housing Census for collecting information on the number of buildings, their use and characteristics in order to meet national requirements for statistical information. In addition to buildings characteristics, the 2021 Buildings Census collected information on the geospatial location of the buildings by locating the coordinates of buildings through an electronic application.

Moreover, this application enabled the compilation of lists of buildings, locating the dwellings (inhabited and not) within each Census Sector. Subsequently, the Population Census was conducted on the basis of these lists.

The Buildings Census was carried out by the Building Enumerators with the use of tablets. The location and the characteristics of each building were recorded through a specially designed online application, in a cloud database. The Buildings Enumerators visited on the spot each building block under their responsibility with the appropriate cartographic material, provided to them by ELSTAT, and recorded, through the electronic application, the buildings located therein, their characteristics and use. Subsequently, this application produced the lists of buildings-dwellings, to which (dwellings) a unique residence code was assigned to be used for the conduct of the Population Census.

##### 3.1.2 Phase A: Electronic self-enumeration

In November 2021, ELSTAT's Enumerators distributed a sealed envelope to each residential dwelling, apartment or accommodation with the unique (geospatial) residence code corresponding to that dwelling.

Subsequently, a representative of each household could, through the Digital Portal of the Public Sector ([www.gov.gr](http://www.gov.gr)) and the use of his/her unique residence code and the personal code for accessing tax digital services -“taxisnet” (method of identification), log in to the electronic application of the Census for self-enumerating his/her household and its members, in order to complete and submit the questionnaire on the dwelling and members of the household. During this phase, and through the dedicated electronic application for the census management, the Enumerators were able to monitor both the households that were self-enumerated and those which had not been self-enumerated and were under the responsibility of the sector assigned to them.

The initial deadline for the completion of Phase A was the 26th of November 2021, but it was extended until 13 December 2021 due to the high share of the self-enumeration.

### 3.1.3 Phase B: Collection of data through a personal interview

Phase B of the Population - Housing Census concerned the collection of data through a personal interview, either by telephone or in person, since the Enumerators were able, through the electronic management application, to identify and locate the residents of the Country who had not been self-enumerated during Phase A.

During Phase B, the electronic application for the self-enumeration remained active and available to those households who wanted to be self-enumerated electronically but had not done it so far.

Phase B was held from 14 December 2021 to 14 February 2022 to help the Enumerators, especially outside large cities or islands, reach the entire population.

### 3.1.4 Phase C: Electronic self-enumeration for the citizens who had not been able to contact their Enumerators

The third phase of the Census was organised by ELSTAT to cover those few cases of households that had not responded to the self-enumeration or could not be accessed by the census staff (Supervisors, Assistant Supervisors, Building Enumerators, Enumerators).

During the period from 15 to 21 February 2022, those who wanted to be enumerated could visit the website of ELSTAT ([www.statistics.gr](http://www.statistics.gr)) and, by filling in their home address, either create and receive electronically a new “unique residence code” corresponding to their dwelling in order to be self-enumerated in line with the procedure of Phase A or to contact the Supervision of the area they lived in and set a date for their enumeration by telephone or personal interview.

## 3.2 Census Questionnaire

The questionnaires of the General Census were designed in accordance with the relevant EU legislation on Population and Housing Census and the guidelines and

methodological recommendations of the United Nations, also taking into account the experience of ELSTAT staff in the Census, as well as the recommendations and proposals of the bodies involved in the relevant consultation.

The Census questionnaire included all the mandatory variables set out in the European Regulation (EU) 763/2008 on Population and Housing Censuses, as well as variables that meet national requirements for statistical information. However, it was decided not to include sensitive personal data (e.g. data on health status, religion, sexual orientation, etc.).

For the first time, as part of the Population Census, the Tax Registration Number (AFM) and the Social Security Register Number (AMKA) of each enumerated person were collected.

The aim was to have a unique identification number for each individual, which would be used as a “key” for linking statistical data from the Population Census to administrative records data, according to the Digital Transformation Paper in Greece (Law 4727/2020) on the interoperability of administrative registers.

The purpose is twofold. Firstly, linking the census variables with data from administrative registers, in order to check their quality in terms of identifying double recordings and any errors, to check full coverage of the population and secondly, to create the first Statistical Population Register from the results of the 2021 Census and to regularly update it from administrative data.

## 3.3 Processing of the census data

According to the design of the 2021 Population - Housing Census, among the Enumerators’ responsibilities was to enter in the secure database of ELSTAT the data of the questionnaires collected through an interview, during Phase B. In this way and through the electronic self-enumeration, all the census data were incorporated into the ELSTAT database within a short period of time (a few days) after the end of the data collection and were ready to be processed.

The electronic questionnaire of the Census had integrated automatic checks aimed at ensuring the collection of more complete and correct data. An important innovation of the 2021 Population - Housing Census was the development and implementation of an electronic project management and monitoring system. All operations were managed electronically. Therefore, for the first time it was possible during the data collection phase to monitor in real-time the process of their collection, as well as to check the completeness and correctness of the data collected, at the level of responsibility, in order to address non-response, or incorrect responses, etc. This allowed immediate action to be taken to resolve any issue that arose. At the end of the Census, quality and completeness checks were carried on the data of the census database to obtain the results of the Census.

More specifically, in the first phase, a check was carried out by the “data clearing” procedure for cases of double-recording, records or variables missing, such as sex, checking the location of the enumerated persons as temporary guests, encoding the geographical code of their place of usual residence and transferring them to their usual residence.

In addition, quality checks were carried out as regards the full coverage of the total population, using data from administrative sources. Data from administrative sources were used as a means of quality control and/or completion of missing values of the main demographic characteristics of the population, such as place of usual residence, sex, age, place of birth, citizenship, legal marital status, missing records, etc. The collection through the Census of the AFM and the AMKA of the enumerated persons served as a “key” for the interconnection of the Census data with the data of administrative registers.

In this context, administrative data were used for the first time from the Tax Authority of Greece (Independent Authority for Public Revenue - AADE) and the Social Security Organisation (IDIKA), the Citizens’ Register - which is under compilation -, as well as additional data from other sources, such as the Ministry of Labour and Social Security for specific population groups. Moreover, data from the Electricity Distribution Network Operator SA (DEDDIE) were used to identify occupied dwellings that might have not been enumerated.

The quality control of the data also took into account vital statistics data, administrative data on the pupil/student population, as well as data from the labour force survey with regard only to the change in employment of foreigners.

Apart from the above-mentioned data from administrative and other sources, for the control and quality checks of the variables of the Population - Housing Census, as well as for the completion of missing values, the following were used:

- a. data from the Information System ERGANI (Ministry of Labour and Social Security) and the Information System “myschool” (Ministry of Education, Religious Affairs and Sports).
- b. data from registers as well as other surveys of ELSTAT, in particular the Statistical Business Register, the 2021 Census of Agricultural and Livestock Holdings and the Labour Force Survey (data for Q4 2021).

### **3.4 Statistical confidentiality method applied to the results of the 2021 Population - Housing Census**

In the context of ensuring statistical confidentiality, in accordance with national and European legislation ([Legal Framework](#)), all appropriate measures to protect the confidentiality of the data have been implemented, in accordance with the recommendations of the European Statistical Office (Eurostat).

Specifically, the Cell Key Method (CKM) was applied to the tabulated data of the 2021 Population - Housing Census by adding “noise” in cells, in order to ensure the confidentiality of the data on the one hand and to preserve their characteristics and their usefulness on the other, given that the impact of the method on the data is not significant.

The above confidentiality method ensures statistical confidentiality by adding or subtracting a small number to the cell values of the tables determined by applying the method, with the result that a percentage of the published values of the variables will differ slightly from the actual values.

It is noted that the application of the method may disturb the additivity of the values in the tables. That is, the total of a row or column appearing in the table does not always equal the total sum of the values of that row or column. This is because the method adds or subtracts noise to cell values independently of the other values.

The non-additivity of the data due to the application of the confidentiality method is considered negligible, as its application ensures that it is not possible to identify statistical units with low frequencies while maintaining the overall usefulness and accuracy of the data for analysis and decision making.

It should be noted that, due to the application of statistical confidentiality rules, there will be minor discrepancies between data included in this publication and the already announced results of the 2021 Population - Housing Census, as published in the Official Gazette (Usual Resident and De jure/Registered Population) and previous Publications.

**Child:** for the purposes of this publication, a child is defined as any person aged 0-17 years, regardless of whether it has its usual residence in the household of its parents.

**Citizenship** is defined as the particular legal bond between an individual and his/her State, acquired by birth or naturalization.

- a) Greek citizenship includes dual citizenship as well (Greek and other citizenship)
- b) Citizenship of other country includes also stateless persons as well as persons of unspecified citizenship.

**Household:** according to the household-dwelling concept applied, all persons having their usual residence in the same dwelling, whether or not they are related to each other, are members of the same household. In this publication, the data refer to households with at least one child (person aged 0-17 years).

The **family nucleus** is defined as two or more persons who belong to the same household and are related as spouses, as partners in a consensual union or as parent and child. Therefore, the family nucleus comprises a couple without children or a couple with one or more children, or a lone parent with one or more children having their usual residence in the same dwelling.

Two persons are considered to be partners in a consensual union when they belong to the same household, they are not married to or in a registered partnership with each other and they have a marriage-like relationship with each other.

In this publication, where data are presented:

- a. for parents (sex, age and educational attainment), these refer to parents of children (persons aged 0-17 years) living in the same dwelling with their children.
- b. for children by type of family nucleus and activity status of the parents, these refer to children living in the same dwelling with at least one of their parents.

A Municipal Commune is characterized as **urban** if its most populous settlement has 2,000 inhabitants or more.

A Municipal Commune is characterized as **rural** if its most populous settlement has less than 2,000 inhabitants.

A **conventional dwelling** is a structurally separate and independent premise at a fixed location, which consists of at least one standard room and is intended to be used as a dwelling for a household.

**Non-conventional dwellings** are considered to be structures of shoddy and rough materials, without a predetermined design, whether or not designed for human habitation, which were found to be occupied at the Census reference time.

This category includes the following:

- a) *Other housing units designed for habitation*, i.e. premises which have been built from unconventional or waste materials such as a wooden hut, shack, shanty, without a predetermined design, with the purpose to be used as a dwelling for a household.
- b) *Mobile housing units*, i.e. types of living accommodation which have been made to be transported, such as a tent, caravan or a moving unit (e.g. ship, boat) which were occupied at the census reference time.
- c) *Other housing units not designed for habitation*, i.e. premises which have not been built, rebuilt, converted or arranged for human habitation but are, nevertheless, used by a household as its usual residence at the census reference time.


Such housing units are stables, barns, garages, warehouses, offices, shops, basements and caves.

**Owner-occupied dwelling:** is the occupied dwelling of which one or more members of the household are owners.

**Rented dwelling:** is the occupied dwelling rented by one or more members of the household.

**Dwelling in other types of ownership:** is the occupied dwelling which has been provided to the household free of charge or occupied arbitrarily or occupied in any status other than owner-occupied and rented.

**Dwelling with water supply:** is a dwelling with a water supply system, i.e. water arrives at the dwelling through pipes, and is subject to inspection and control by a relevant Authority, e.g. EYDAP, OYTH, Municipality, etc. The water supply system may be public, cooperative or private.



#GreekDataMatter  
[www.statistics.gr](http://www.statistics.gr)



Hellenic Statistical  
Authority



@StatisticsGR



ELSTAT



statistics.gr



HELLENIC REPUBLIC



HELLENIC STATISTICAL AUTHORITY  
46, Peiraios and Eponiton st, 185 10, Piraeus

