

PROGRESS TOWARD THE MILLENNIUM DEVELOPMENT GOALS

Haiti

MDG 1 NUTRITION

Halve, between 1990 and 2015, the proportion of people who suffer from hunger

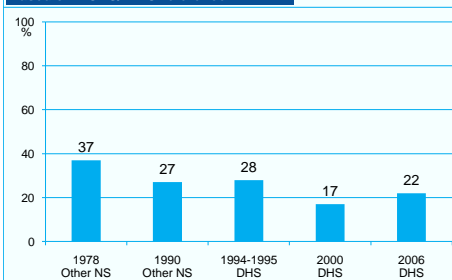
Insufficient progress

Actual AARC: 1.9 Required AARC: 2.8

Underweight prevalence

Percent children < 5 years underweight for age

Based on NCHS/WHO reference



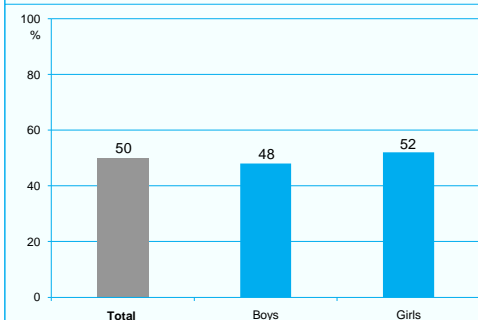
MDG 2 EDUCATION

Ensure that, by 2015, children everywhere, boys and girls alike, will be able to complete a full course of primary schooling

No progress

Net enrolment/attendance ratio

Primary education



Source: DHS 2005-2006

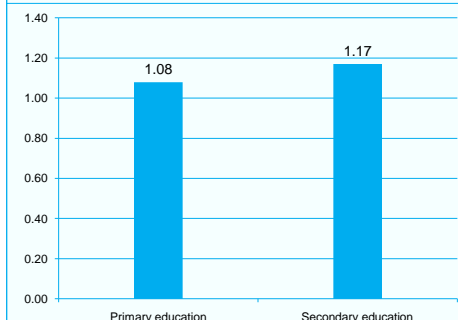
MDG 3 GENDER EQUALITY

Eliminate gender disparity in primary and secondary education, preferably by 2005, and in all levels of education no later than 2015

Insufficient progress

Gender parity index for enrolment/attendance

Primary and secondary education



Source: DHS 2005-2006

Source: DHS 2005-2006

MDG 4 CHILD MORTALITY

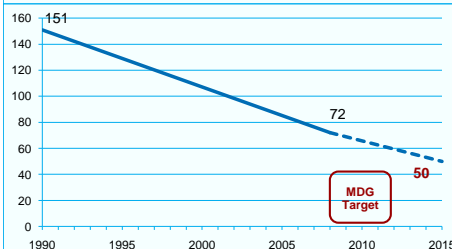
Reduce by two-thirds, between 1990 and 2015, the under-five mortality rate

On track

Actual AARC: 4.1 Required AARC: 5.1

Under-five mortality rate

Deaths per 1000 live births



Source: IGME 2009

MDG 5 MATERNAL MORTALITY

Reduce by three quarters, between 1990 and 2015, the maternal mortality ratio

MMR: Very high

Maternal mortality ratio

(adjusted)

Haiti	670 (2005)
Developing World	450 (2005)
Industrialized World	8 (2005)
World	400 (2005)

Lifetime risk of maternal death

(1 in:)

Haiti	44 (2005)
Developing World	76 (2005)
Industrialized World	8000 (2005)
World	92 (2005)

Source: WHO, UNICEF, UNFPA, World Bank. Maternal Mortality; www.childinfo.org

MDG 6 HIV/AIDS

Have halted by 2015 and begun to reverse the spread of HIV/AIDS

HIV prevalence among young people

(aged 15-24 yrs)



Source: UNAIDS 2008

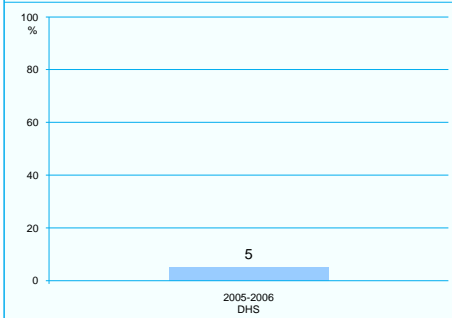
MDG 6 MALARIA

Have halted by 2015 and begun to reverse the incidence of malaria and other major diseases

Malaria treatment and prevention

■ Percent children < 5 years with fever receiving anti-malarials

■ Percent children < 5 years sleeping under ITNs



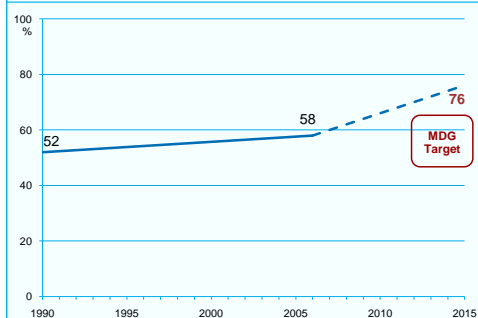
MDG 7 WATER

Halve, by 2015, the proportion of people without sustainable access to safe drinking water and basic sanitation

Not on track

Drinking water coverage

Percent population using improved drinking water sources



Source: WHO/UNICEF Joint Monitoring Programme, 2008

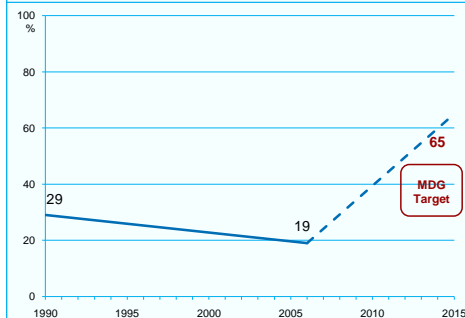
MDG 7 SANITATION

Halve, by 2015, the proportion of people without sustainable access to safe drinking water and basic sanitation

Not on track

Sanitation coverage

Percent population using improved sanitation facilities



Source: WHO/UNICEF Joint Monitoring Programme, 2008

Haiti

OTHER KEY MEASURES OF CHILD WELL-BEING

AREA	KEY INDICATOR	COUNTRY ESTIMATE	REGIONAL * AVERAGE	SOURCE (Country Estimate)
NUTRITION				
Vitamin A supplementation	Vitamin A supplementation coverage rate with two doses (6-59 months, %)	-	-	-
Exclusive breastfeeding	Children who are exclusively breastfed (first 6 months of life, %)	41	41	DHS 2006
Iodized salt consumption	Households consuming adequately iodized salt (15 parts per million or more, %)	3	89	DHS 2005-2006
Low birth weight	Infants with low birth weight (%)	25	9	DHS 2005
HEALTH				
Pneumonia	Under-fives with pneumonia taken to an appropriate health care provider (%)	31	54	DHS 2005
Diarrhoea	Under-fives with diarrhoea receiving ORT and continued feeding (%)	43	-	DHS 2005-2006
Malaria	Under-fives with fever receiving antimalarial drugs (%)	5	-	DHS 2005-2006
	Under-fives sleeping under an ITN (%)	-	-	-
HIV/AIDS				
HIV Prevalence	Estimated adult HIV prevalence rate (15-49 years, %)	2.2	0.6	2007 (UNAIDS 2008)
Preventing Mother-to-Child Transmission	HIV-positive pregnant women receiving ARVs to prevent infant HIV infection (%)	46	54	2008 (WHO/ UNAIDS 2009)
Knowledge	Young people who have comprehensive knowledge of HIV (male 15-24 years, %)	40	-	Other NS 2005-2006
	Young people who have comprehensive knowledge of HIV (female 15-24 years, %)	34	-	Other NS 2005-2006
Condom use	Young people who used a condom at last high-risk sex (male 15-24 years, %)	43	-	Other NS 2005
	Young people who used a condom at last high-risk sex (female 15-24 years, %)	29	-	Other NS 2005
IMMUNIZATION				
Measles	One year old children immunized against measles (%)	58	93	2008 (WHO/ UNICEF 2009)
DPT3	One year old children immunized with 3 doses of DPT (%)	53	90	2008 (WHO/ UNICEF 2009)
MATERNAL & NEWBORN CARE				
Skilled attendant at delivery	Births attended by skilled health personnel (%)	26	91	DHS 2005-2006
Antenatal care	Women aged 15-49 years attended at least once during pregnancy by skilled health personnel (%)	85	94	DHS 2005-2006
Contraceptive prevalence	Women in union aged 15-49 currently using contraception (%)	32	75	DHS 2005-2006
CHILD PROTECTION				
Birth registration	Children under five that were registered at the moment of survey (%)	81	89	DHS 2005
Female genital mutilation/cutting	Women 15-49 years of age who have been mutilated/cut (%)	-	-	-
Child labor	Children aged 5-14 years involved in labor activities at the moment of survey (%)	21	10	DHS 2006
Child marriage	Women 20-24 years of age that were married or in union before they were 18 years old (%)	30	25	DHS 2005

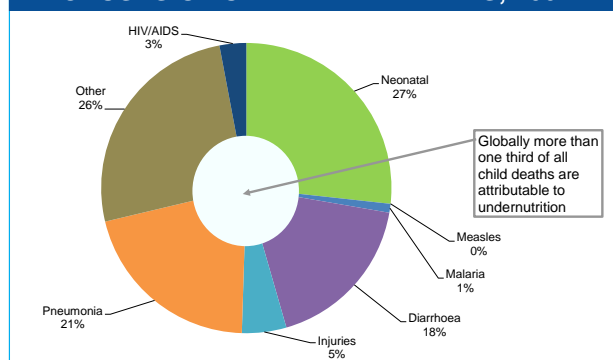
* Source (Regional Average) UNICEF, The State of the World's Children 2010, www.childinfo.org. PMTCT (Regional Average): 2008 (WHO/UNAIDS/MOH 2009)

DEMOGRAPHY

KEY INDICATOR	TOTAL	YEAR
Total population (000)	9,876	2008
Total under-five population (000)	1,252	2008
Under-five mortality rate	72	2008
Under-five mortality rank	48	2008
Total births (000)	273	2008
Total under-five deaths (000)	19	2008

Source: UNICEF, The State of the World's Children 2010, www.childinfo.org

CAUSES OF UNDER-FIVE DEATHS, 2004



Source: WHO 2008. Figure may not add to 100% due to rounding.