

Draft country programme document

Pakistan, 2023–2027

George Laryea-Adjei
Regional Director
South Asia

UNICEF Executive Board – Informal consultation – 23 June 2022
4 (a) Country programme documents
Reference document: E/ICEF/2022/36

Economic context:

- Despite COVID-19 **GDP** increased from **\$1,361** in 2020 to **\$1,543** in 2021
- Population below **national poverty line** declined from **50%** in 2005-06 to **22%** in 2019-2020
- Stepped-up **social protection programme – BISP** to go scale

Significant achievements in fulfilling rights of children and adolescents :

- Improved immunization coverage: **66%** of children fully vaccinated up from **53 %** in 2013; MR campaign reached **93 million children** in 14 days in 2021
- Population using **basic sanitation** increased to **29%** from **68%** since 2000
- Progress made **on polio**; **no cases** in 2021 but recently **10 cases** occurred in 2022
- **Birth registration** increased from **32%** to **42%** in 4 years



Remaining Challenges (1)

- **Millions of children** in hard-to-reach rural areas and urban areas with high density of low-income residents **at risk of being left behind**
- **COVID-19 negatively impacted** well-being of children with **massive learning losses and widened inequities and gender inequality (gender index of 153 out of 156 countries)**
- **Macroeconomic situation remains vulnerable** to external and internal shocks, inflationary pressures, unemployment and fiscal deficits
- Significant **impact of climate change** (among 14 most affected countries)
- **Declining expenditure on social sectors**
- **Digital divide** means the hard-to-reach fall further behind








Remaining Challenges (2)


- In general provinces are falling behind on most indicators with variations between and within provinces
- **Immunization coverage:** 66% improving but not optimal and **polio** remains endemic
- 40% children under 5 **stunted** and 18% **wasted**
- **Water quality:** 36% of household have access to safely managed water
- **Sanitation:** 16% of the poorest have access to basic sanitation services and 15 million practice ODF
- **Education:** Primary NER is 84% (78% girls & 89% boys) and 22.8 million out-of-school (53% girls)
- **Birth registration:** 42% with significant disparities
- **Child marriage:** 18 % women married before 18
- **Child labour:** ~14% of 10–17 year-olds



CPD Fully Aligned with SDGs, National Priorities and UNSDCF



SDGs 2, 3, 4, 12	SDG 5	SDGs 2, 6, 11, 13, 14, 15	SDGs 1, 2, 4, 5, 7, 8-12, 17	SDGs 5, 10, 16, 17
 <p>Outcome 1 Basic social services</p> <p>UNICEF programmes: Health, Nutrition, WASH, Learning & Skills, CP, Social Policy & Social Protection</p>	 <p>Outcome 2 Gender equality and women's empowerment</p> <p>UNICEF programmes: All programmes</p>	 <p>Outcome 3 Climate change and the environment</p> <p>UNICEF programmes: WASH/CCE, Social Policy, Social Protection</p>	 <p>Outcome 4 Sustainable inclusive economic growth and decent work</p> <p>UNICEF programmes: Child Protection</p>	 <p>Outcome 5 Governance</p> <p>UNICEF programmes: Child Protection</p>



Programme Strategies

1. Strengthening systems and institutions through strategic provincial engagement
2. Sharpening the focus on equity – prioritizing districts with high levels of stunting as well as high levels of out-of-school girls
3. Synergistic, multi-sectoral programming (focus: early childhood and adolescence)
4. Gender-responsive programming
5. Participation of, and accountability to, communities
6. Social and behavioural change communication (SBCC)
7. Strategic partnerships – both public and new private sector opportunities
8. Linking humanitarian and development programming
9. Innovations, including technology-driven





Health

Equitable access to, and utilization of quality, gender-responsive and sustainable health services



Nutrition

Access and utilize quality services and adopt appropriate nutritional behaviours and care practices to address all forms of malnutrition



Learning and Skills

Improved capacities to deliver inclusive, equitable, gender-responsive quality education and skills development, including transferable skills, to children and youth, particularly to girls



Child Protection

Children are better protected from violence, abuse, exploitation, neglect and harmful practices



WASH

Utilization of safely managed, equitable and climate resilient water, sanitation and hygiene services and are living in safe environment



Social Policy

improved capacities to measure child poverty, increased public sector investment for the poorest children and designed evidence-based policies, programmes and social protection systems



Programme Effectiveness

Programme excellence and accountabilities in results-based planning and monitoring, evaluation, coordination of field operations/emergencies, child safeguarding and the prevention of sexual exploitation and abuse.



Summary budget table

Programme component	(In thousands of United States dollars)		
	Regular resources	Other resources	Total
Health	35 096	490 250	525 346
Nutrition	26 559	29 065	55 624
Learning and skills	24 662	123 528	148 190
Child protection	19 920	11 138	31 058
Water, sanitation hygiene, climate change and disaster risk reduction	35 000	40 500	75 500
Social policy and social protection	7 402	1 453	8 855
Programme effectiveness	41 070	30 702	71 772
Total	189 709	726 636	916 345

Thank you!

شکریہ

