

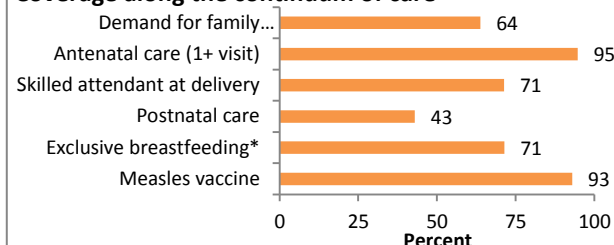
# Malawi National Profile

## DEMOGRAPHICS<sup>1</sup>

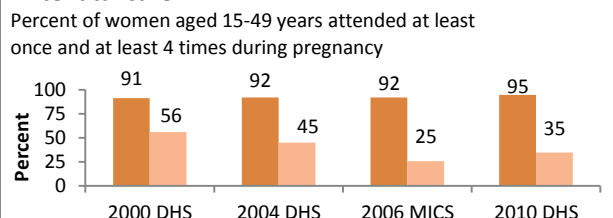
Total population	15,528,000	Annual births	686,000
Neonatal mortality rate (per 1000 live births)	33	Maternal mortality ratio (per 100,000 live births)	675
Neonatal deaths	22,600	Maternal deaths	4,600
Under-five mortality rate (per 1000 live births)	127	Total fertility rate	5.7
Under-five deaths	87,100		

## MATERNAL AND NEWBORN HEALTH

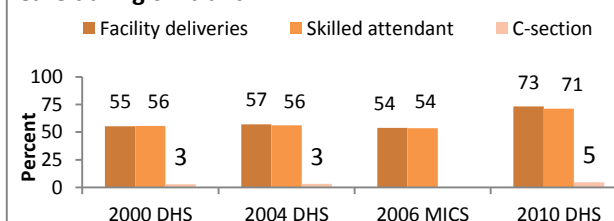
### Coverage along the continuum of care



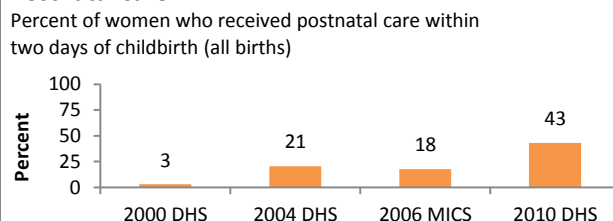
### Antenatal care



### Care during childbirth

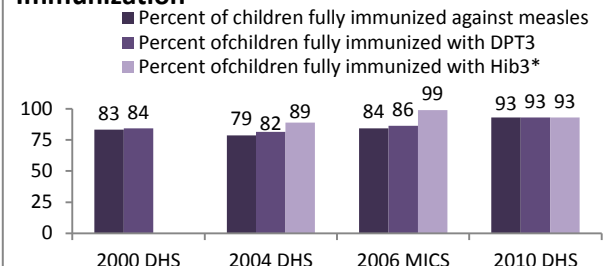


### Postnatal care

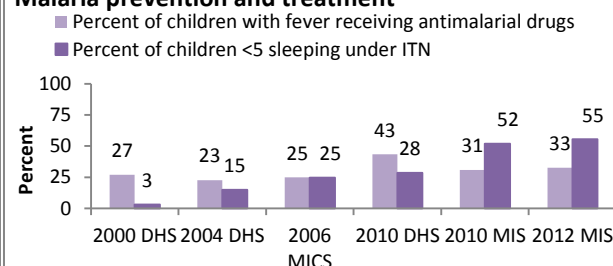


## CHILD HEALTH

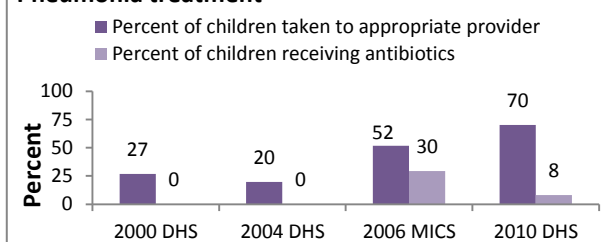
### Immunization



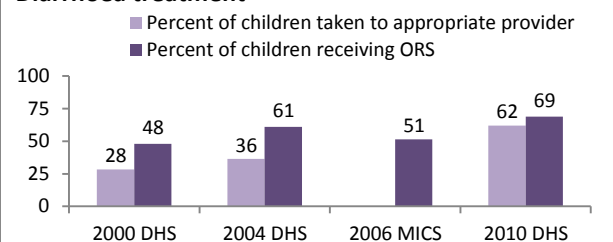
### Malaria prevention and treatment



### Pneumonia treatment

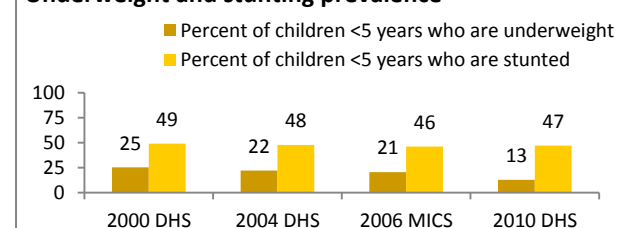


### Diarrhoea treatment

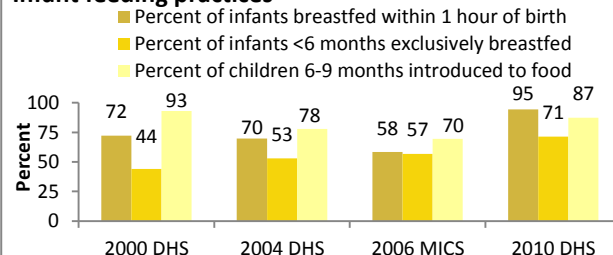


## NUTRITION

### Underweight and stunting prevalence



### Infant feeding practices



<sup>1</sup> Population, births, maternal mortality data collected from Malawi's 2008 Census and projected to 2012. Neonatal and under-five mortality rates as well as total fertility rate are collected from Malawi DHS 2010 and numbers applied to 2012 births from census.

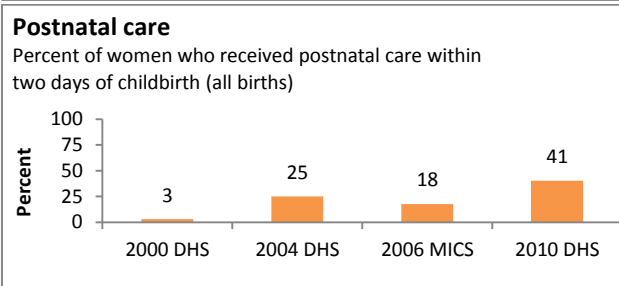
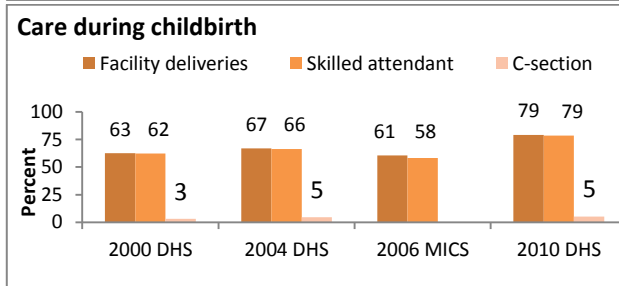
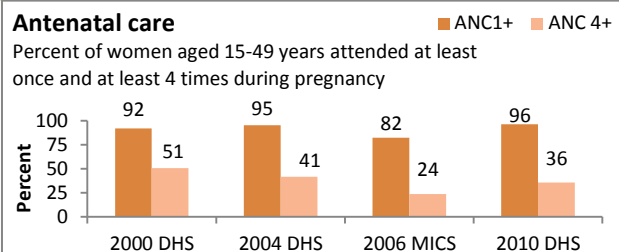
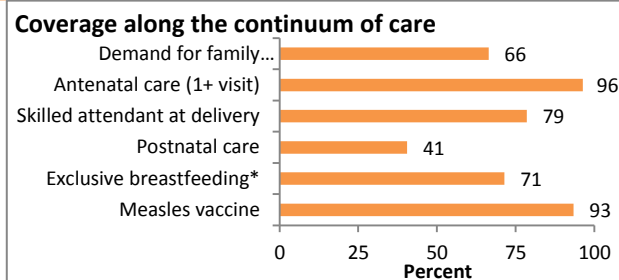
# Northern Region

## DEMOGRAPHICS<sup>1</sup>

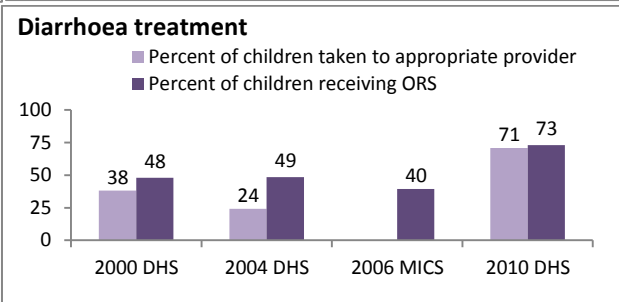
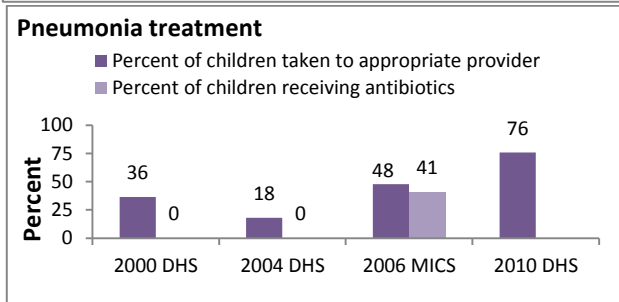
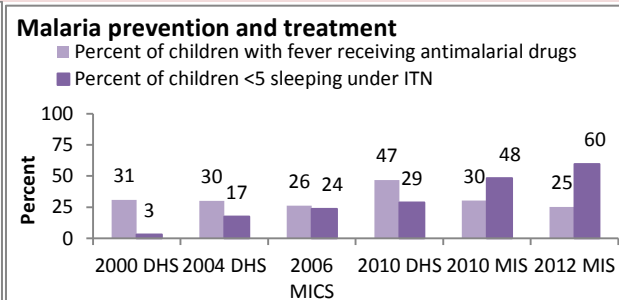
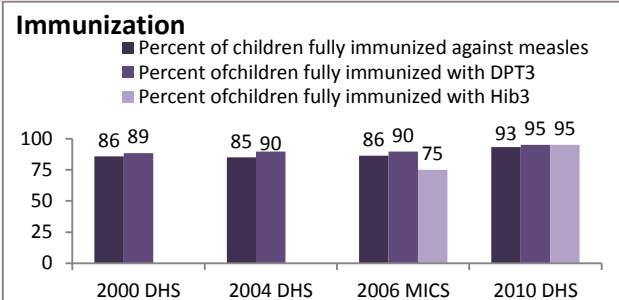
Total population	1,780,000	Annual births	73,000
Neonatal mortality rate (per 1000 live births)	39	Maternal mortality ratio (per 100,000 live births)*	675
Neonatal deaths	2,800	Maternal deaths	500
Under-five mortality rate (per 1000 live births)	108	Total fertility rate	5.7
Under-five deaths	7,900		

*\* Refers to national data for 2004, not region-specific*

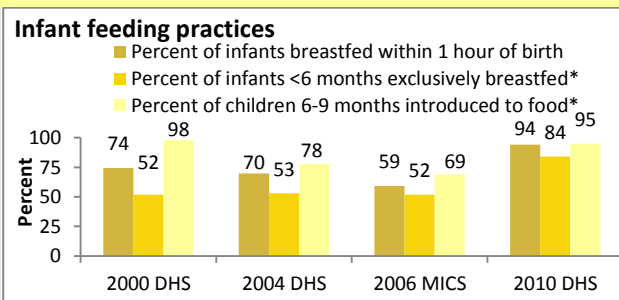
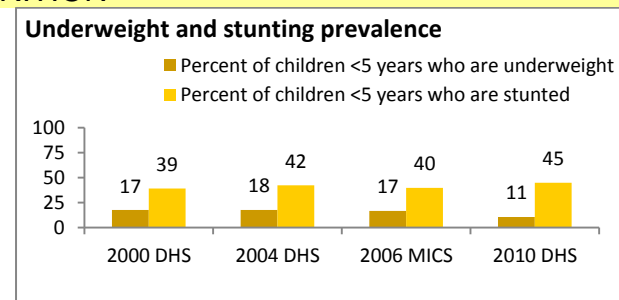
## MATERNAL AND NEWBORN HEALTH



## CHILD HEALTH



## NUTRITION



<sup>1</sup> Population, births, maternal mortality data collected from Malawi's 2008 Census and projected to 2012. Neonatal and under-five mortality rates as well as total fertility rate are collected from Malawi DHS 2010 and numbers applied to 2012 births from census.

# Central Region

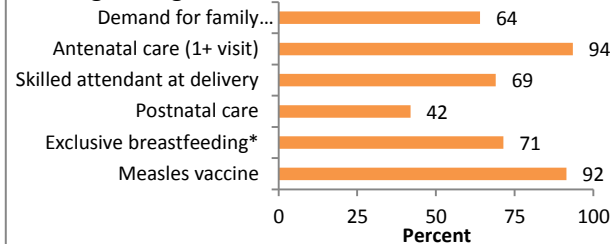
## DEMOGRAPHICS<sup>1</sup>

Total population	6,660,000	Annual births	315,000
Neonatal mortality rate (per 1000 live births)	33	Maternal mortality ratio (per 100,000 live births)*	675
Neonatal deaths	10,400	Maternal deaths	2,100
Under-five mortality rate (per 1000 live births)	129	Total fertility rate	5.8
Under-five deaths	40,600		

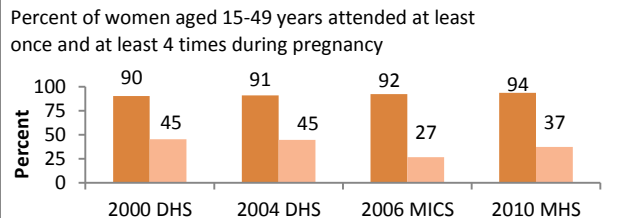
*\* Refers to national data for 2004, not region-specific*

## MATERNAL AND NEWBORN HEALTH

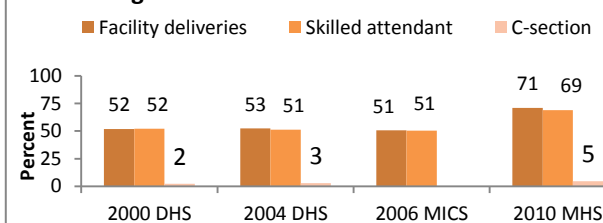
### Coverage along the continuum of care



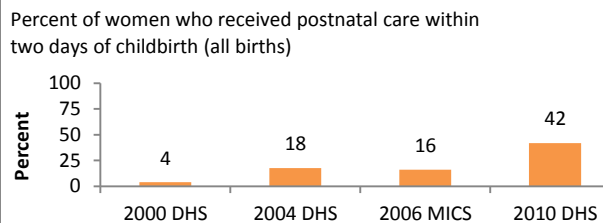
### Antenatal care



### Care during childbirth

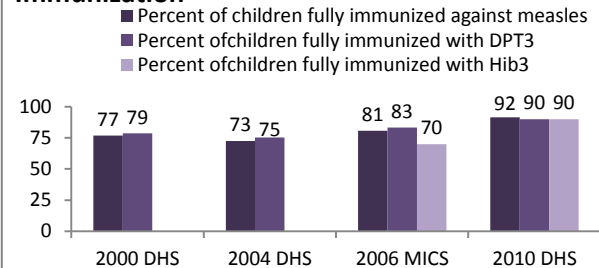


### Postnatal care

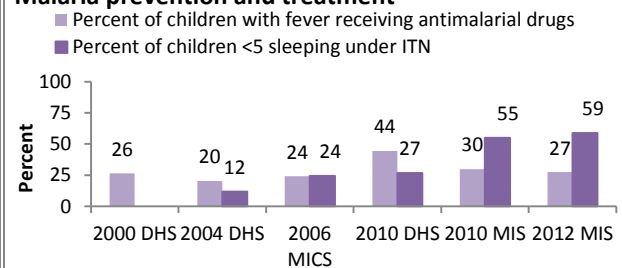


## CHILD HEALTH

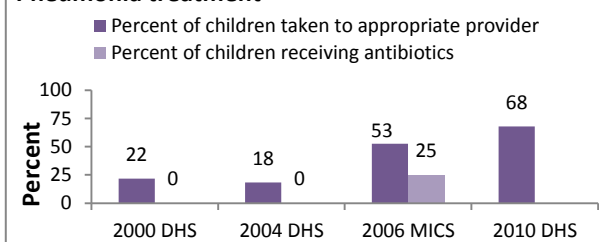
### Immunization



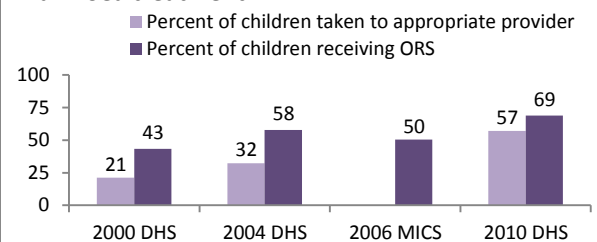
### Malaria prevention and treatment



### Pneumonia treatment

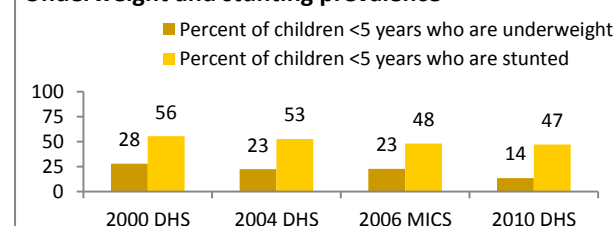


### Diarrhoea treatment

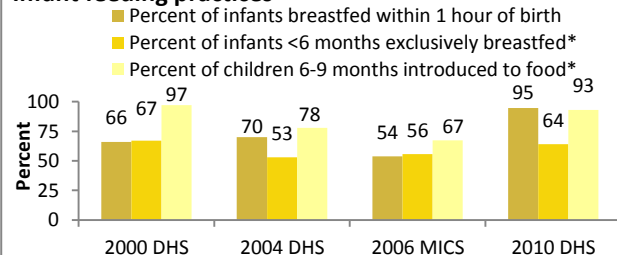


## NUTRITION

### Underweight and stunting prevalence



### Infant feeding practices



<sup>1</sup> Population, births, maternal mortality data collected from Malawi's 2008 Census and projected to 2012. Neonatal and under-five mortality rates as well as total fertility rate are collected from Malawi DHS 2010 and numbers applied to 2012 births from census.

# Southern Region

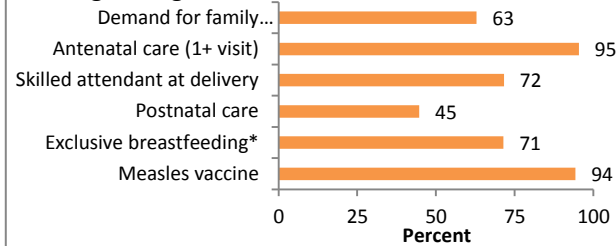
## DEMOGRAPHICS<sup>1</sup>

Total population	7,140,000	Annual births	300,000
Neonatal mortality rate (per 1000 live births)	32	Maternal mortality ratio (per 100,000 live births)*	675
Neonatal deaths	9,600	Maternal deaths	2,000
Under-five mortality rate (per 1000 live births)	130	Total fertility rate	5.6
Under-five deaths	38,900		

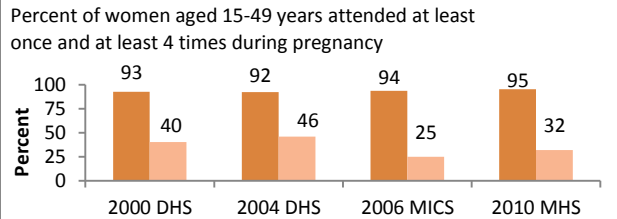
*\* Refers to national data for 2004, not region-specific*

## MATERNAL AND NEWBORN HEALTH

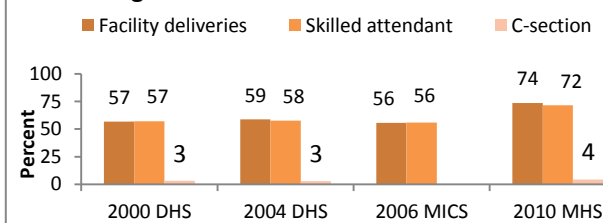
### Coverage along the continuum of care



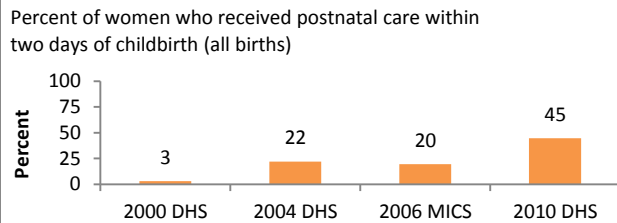
### Antenatal care



### Care during childbirth

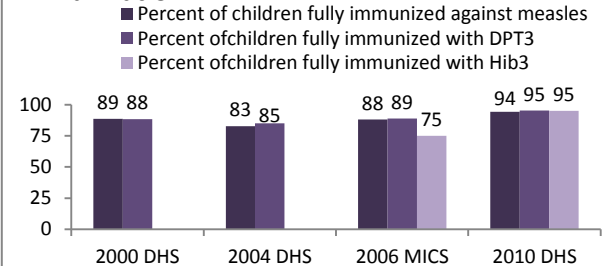


### Postnatal care

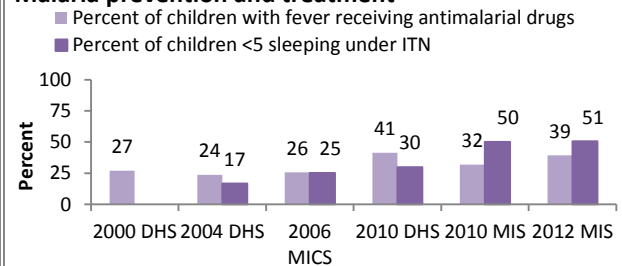


## CHILD HEALTH

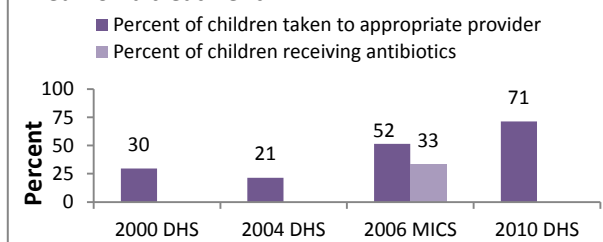
### Immunization



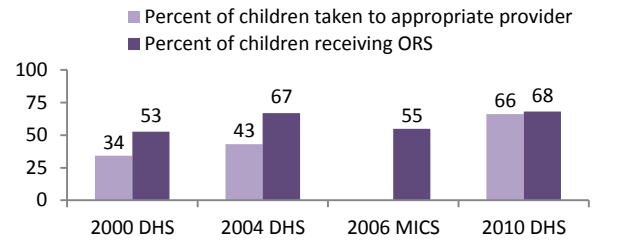
### Malaria prevention and treatment



### Pneumonia treatment

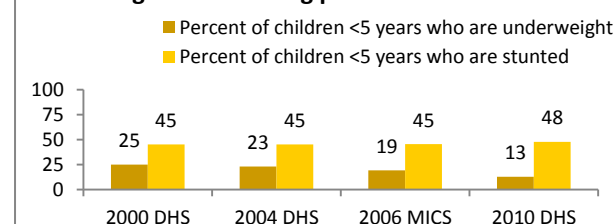


### Diarrhoea treatment

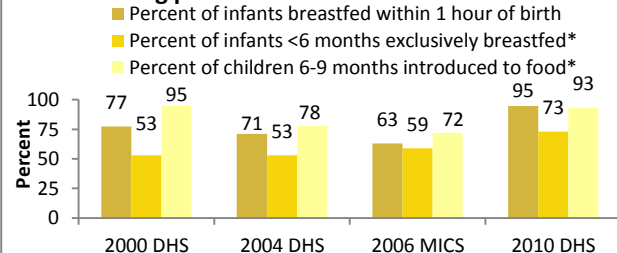


## NUTRITION

### Underweight and stunting prevalence



### Infant feeding practices



<sup>1</sup> Population, births, maternal mortality data collected from Malawi's 2008 Census and projected to 2012. Neonatal and under-five mortality rates as well as total fertility rate are collected from Malawi DHS 2010 and numbers applied to 2012 births from census.

# Balaka District

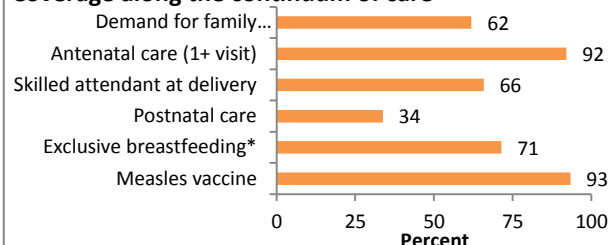
## DEMOGRAPHICS<sup>1</sup>

Total population	381,500	Annual births	17,000
Neonatal mortality rate (per 1000 live births)	31	Maternal mortality ratio (per 100,000 live births)*	675
Neonatal deaths	500	Maternal deaths	100
Under-five mortality rate (per 1000 live births)	125	Total fertility rate	6.0
Under-five deaths	2,200		

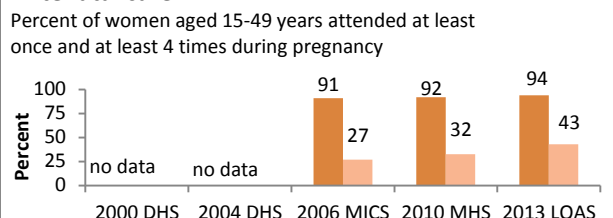
*\* Refers to national data, not region-specific*

## MATERNAL AND NEWBORN HEALTH

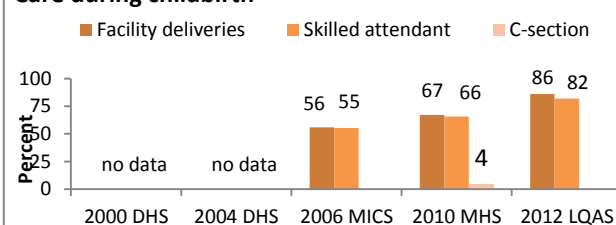
### Coverage along the continuum of care



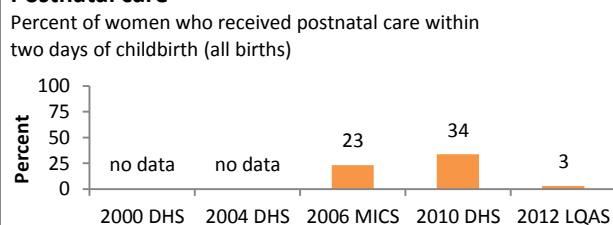
### Antenatal care



### Care during childbirth

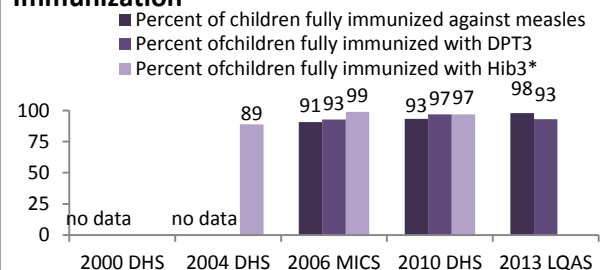


### Postnatal care

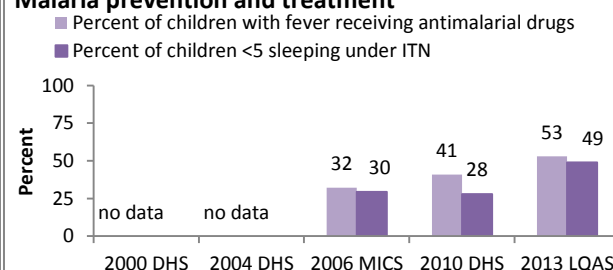


## CHILD HEALTH

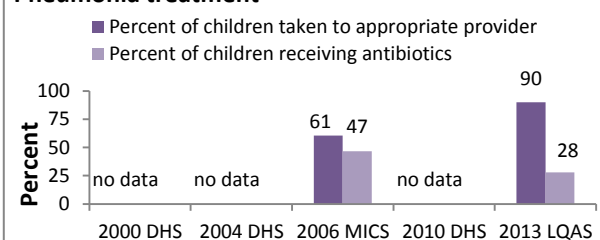
### Immunization



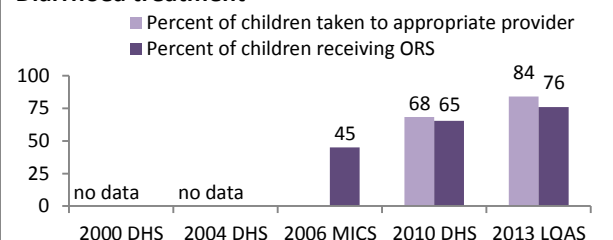
### Malaria prevention and treatment



### Pneumonia treatment

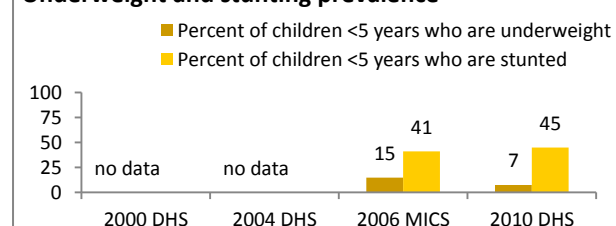


### Diarrhoea treatment

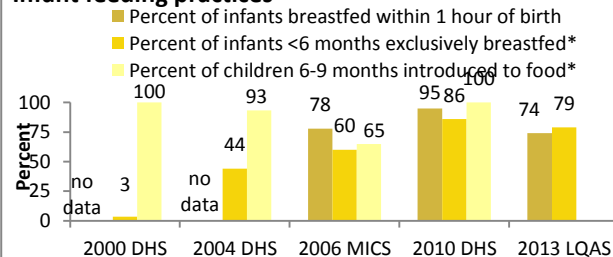


## NUTRITION

### Underweight and stunting prevalence



### Infant feeding practices



<sup>1</sup> Population, births, maternal mortality data collected from Malawi's 2008 Census and projected to 2012. Neonatal and under-five mortality rates as well as total fertility rate are collected from Malawi DHS 2010 and numbers applied to 2012 births from census.

# Chiradzulu District

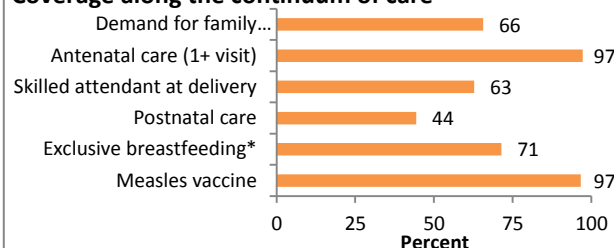
## DEMOGRAPHICS<sup>1</sup>

Total population	349,000	Annual births	15,000
Neonatal mortality rate (per 1000 live births)	44	Maternal mortality ratio (per 100,000 live births)*	675
Neonatal deaths	700	Maternal deaths	100
Under-five mortality rate (per 1000 live births)	136	Total fertility rate	4.6
Under-five deaths	1,800		

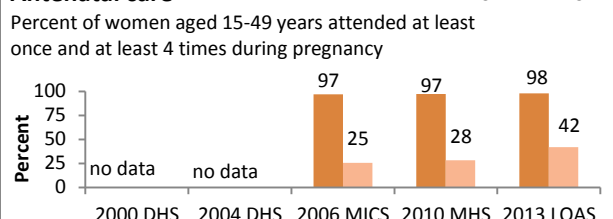
\* Refers to national data, not region-specific

## MATERNAL AND NEWBORN HEALTH

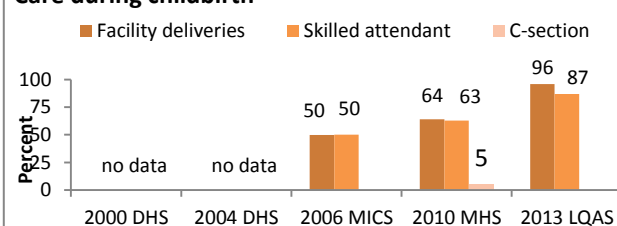
### Coverage along the continuum of care



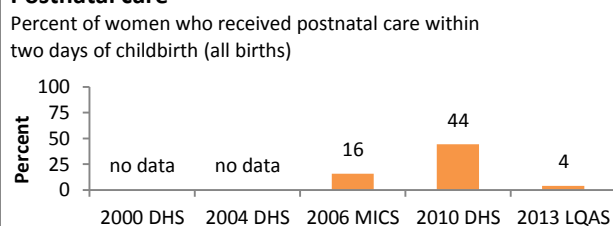
### Antenatal care



### Care during childbirth

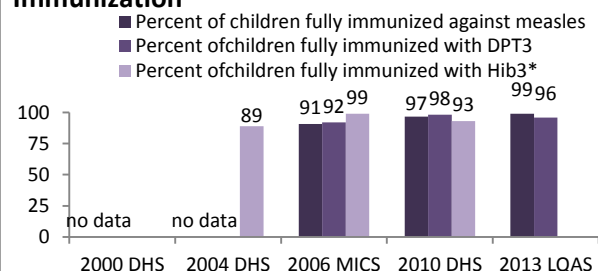


### Postnatal care

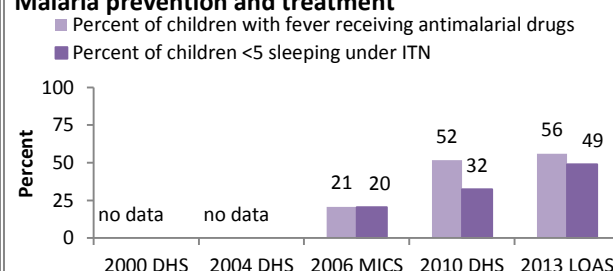


## CHILD HEALTH

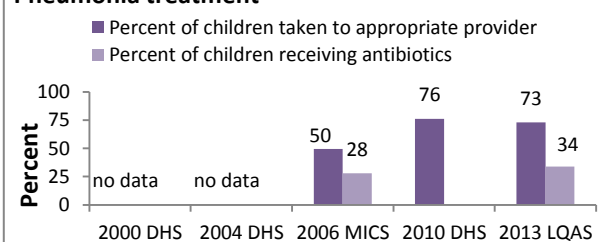
### Immunization



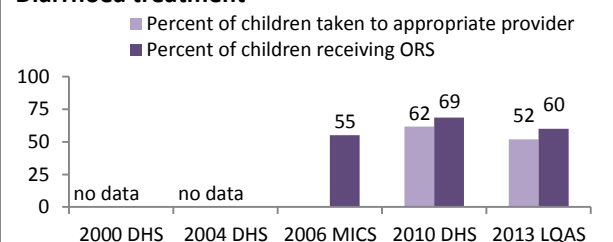
### Malaria prevention and treatment



### Pneumonia treatment

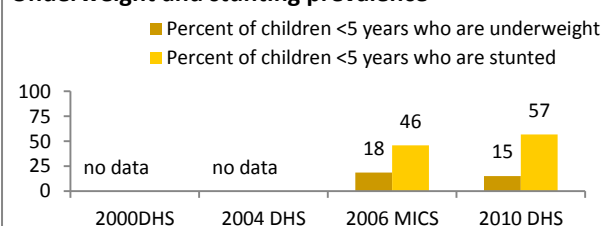


### Diarrhoea treatment

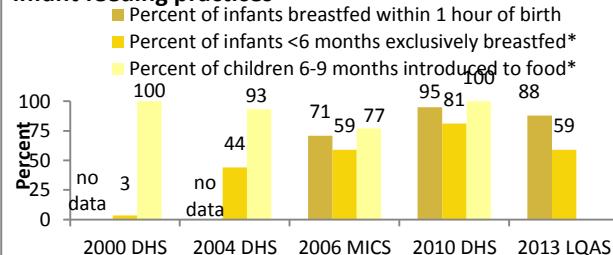


## NUTRITION

### Underweight and stunting prevalence



### Infant feeding practices



<sup>1</sup> Population, births, maternal mortality data collected from Malawi's 2008 Census and projected to 2012. Neonatal and under-five mortality rates as well as total fertility rate are collected from Malawi DHS 2010 and numbers applied to 2012 births from census.

# Dedza District

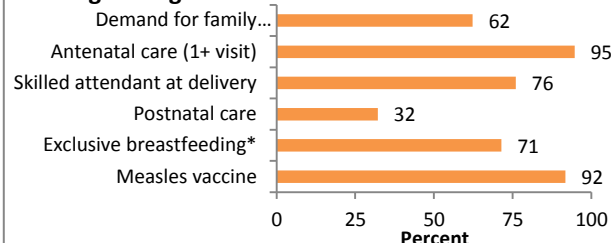
## DEMOGRAPHICS<sup>1</sup>

Total population	772,000	Annual births	38,000
Neonatal mortality rate (per 1000 live births)	27	Maternal mortality ratio (per 100,000 live births)*	675
Neonatal deaths	1,000	Maternal deaths	300
Under-five mortality rate (per 1000 live births)	140	Total fertility rate	5.8
Under-five deaths	5,300		

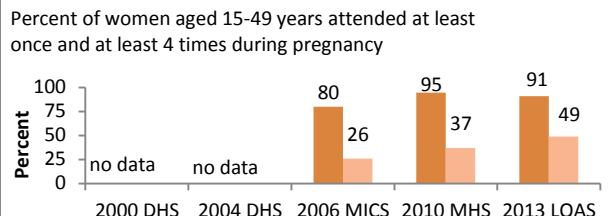
*\* Refers to national data, not region-specific*

## MATERNAL AND NEWBORN HEALTH

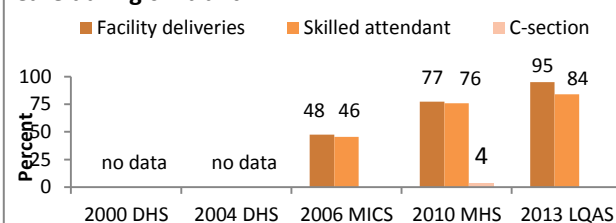
### Coverage along the continuum of care



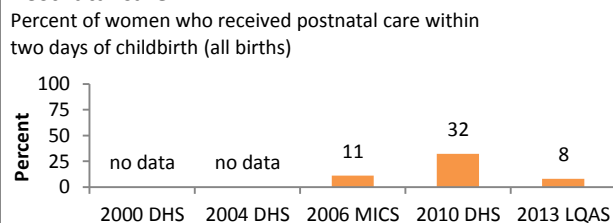
### Antenatal care



### Care during childbirth

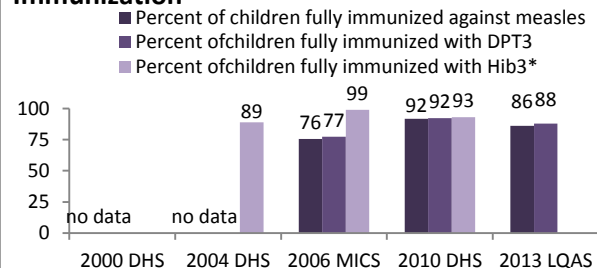


### Postnatal care

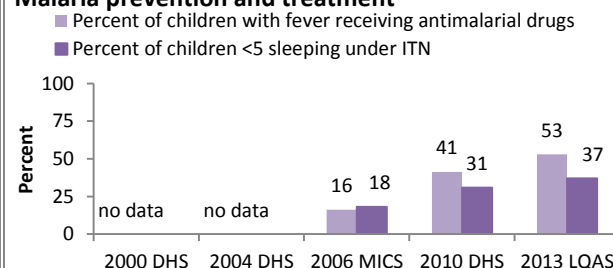


## CHILD HEALTH

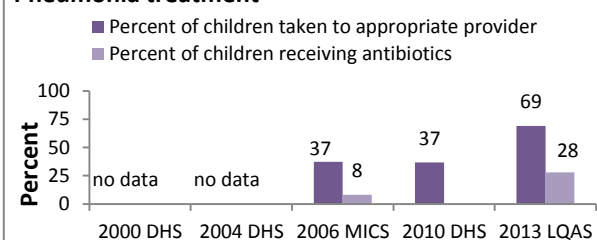
### Immunization



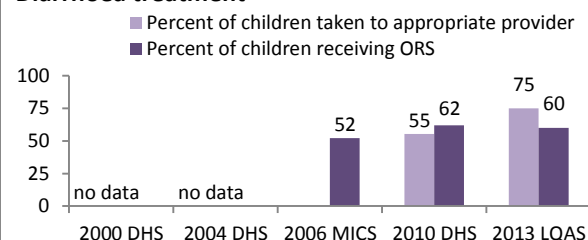
### Malaria prevention and treatment



### Pneumonia treatment

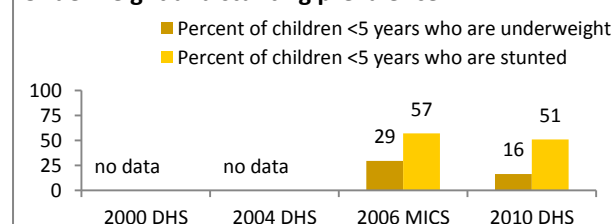


### Diarrhoea treatment

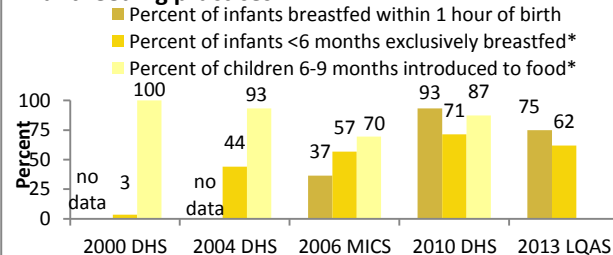


## NUTRITION

### Underweight and stunting prevalence



### Infant feeding practices



<sup>1</sup> Population, births, maternal mortality data collected from Malawi's 2008 Census and projected to 2012. Neonatal and under-five mortality rates as well as total fertility rate are collected from Malawi DHS 2010 and numbers applied to 2012 births from census.

# Karonga District

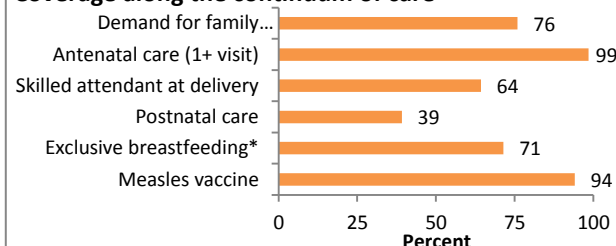
## DEMOGRAPHICS<sup>1</sup>

Total population	289,000	Annual births	14,000
Neonatal mortality rate (per 1000 live births)	23	Maternal mortality ratio (per 100,000 live births)*	675
Neonatal deaths	300	Maternal deaths	100
Under-five mortality rate (per 1000 live births)	75	Total fertility rate	6
Under-five deaths	1,000		

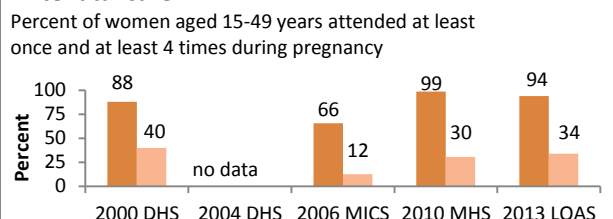
*\* Refers to national data, not region-specific*

## MATERNAL AND NEWBORN HEALTH

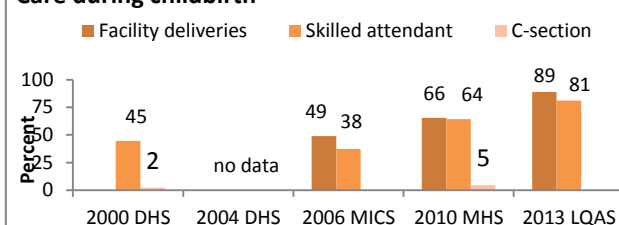
### Coverage along the continuum of care



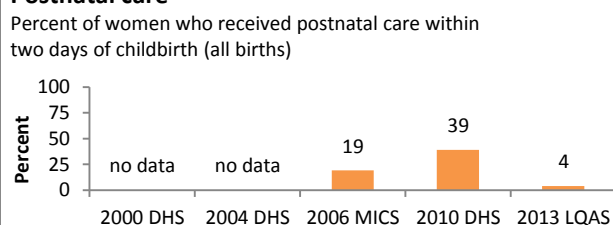
### Antenatal care



### Care during childbirth

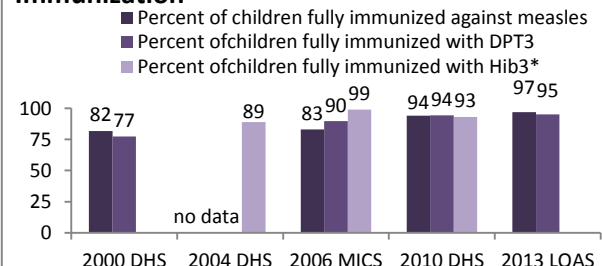


### Postnatal care

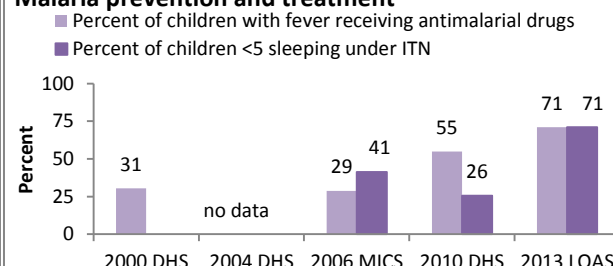


## CHILD HEALTH

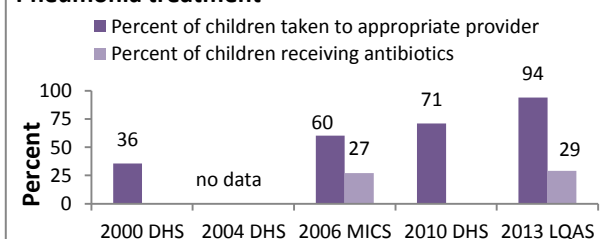
### Immunization



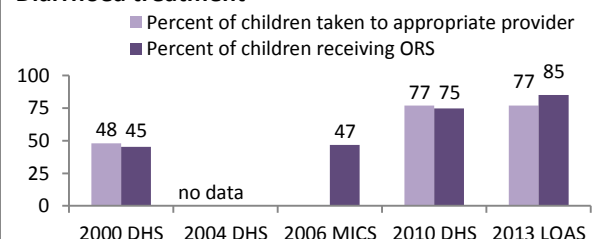
### Malaria prevention and treatment



### Pneumonia treatment

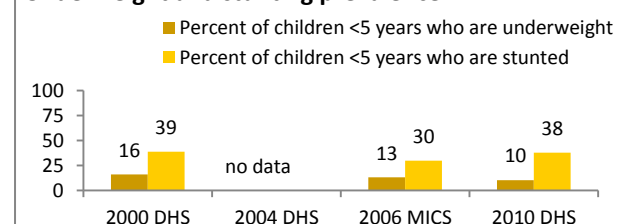


### Diarrhoea treatment

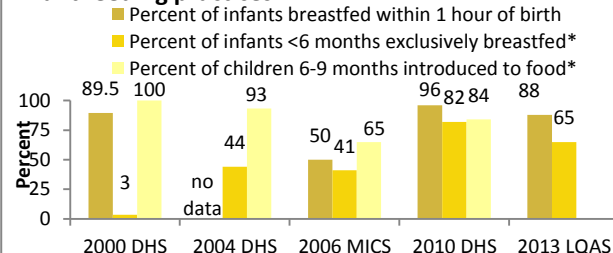


## NUTRITION

### Underweight and stunting prevalence



### Infant feeding practices



<sup>1</sup> Population, births, maternal mortality data collected from Malawi's 2008 Census and projected to 2012. Neonatal and under-five mortality rates as well as total fertility rate are collected from Malawi DHS 2010 and numbers applied to 2012 births from census.



# Kasungu District

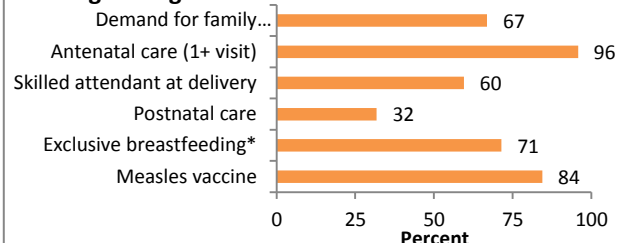
## DEMOGRAPHICS<sup>1</sup>

Total population	761,000	Annual births	36,000
Neonatal mortality rate (per 1000 live births)	37	Maternal mortality ratio (per 100,000 live births)*	675
Neonatal deaths	1,300	Maternal deaths	300
Under-five mortality rate (per 1000 live births)	133	Total fertility rate	6.4
Under-five deaths	4,800		

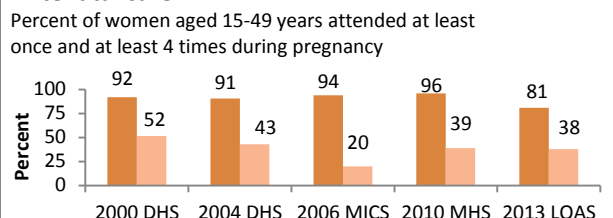
*\* Refers to national data, not region-specific*

## MATERNAL AND NEWBORN HEALTH

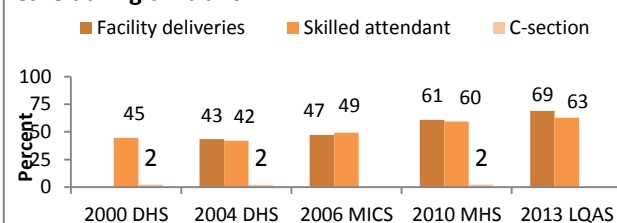
### Coverage along the continuum of care



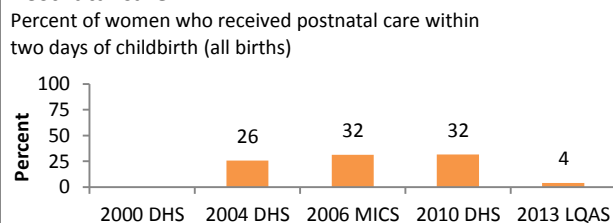
### Antenatal care



### Care during childbirth

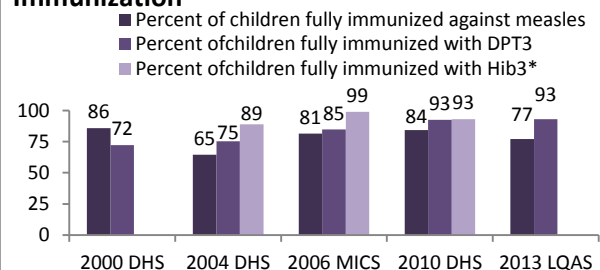


### Postnatal care

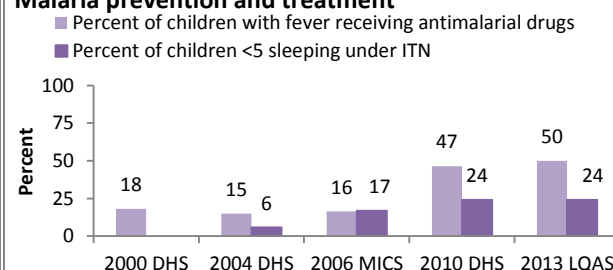


## CHILD HEALTH

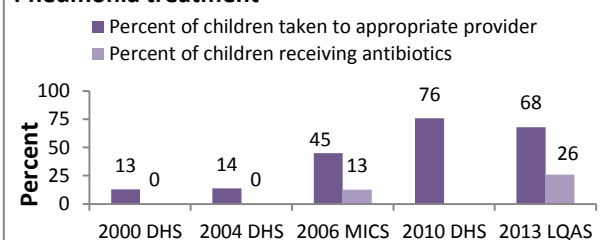
### Immunization



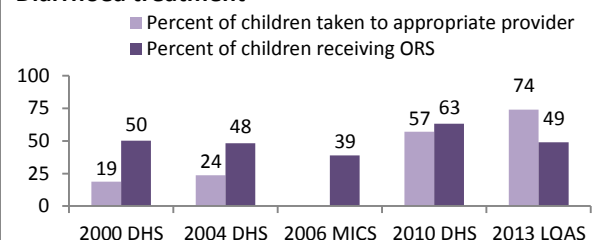
### Malaria prevention and treatment



### Pneumonia treatment

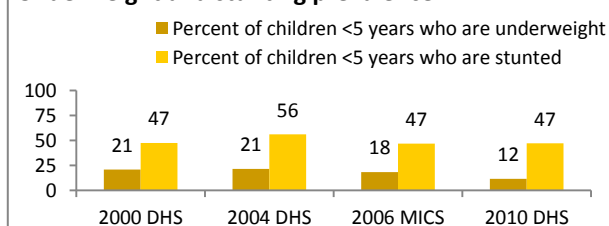


### Diarrhoea treatment

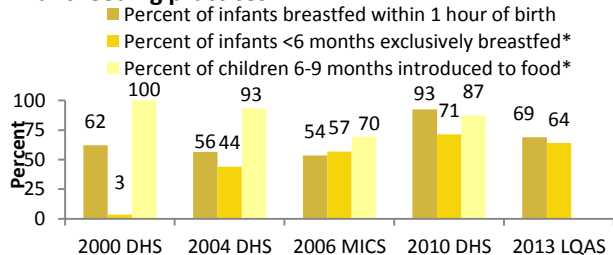


## NUTRITION

### Underweight and stunting prevalence



### Infant feeding practices



<sup>1</sup> Population, births, maternal mortality data collected from Malawi's 2008 Census and projected to 2012. Neonatal and under-five mortality rates as well as total fertility rate are collected from Malawi DHS 2010 and numbers applied to 2012 births from census.

# Lilongwe District

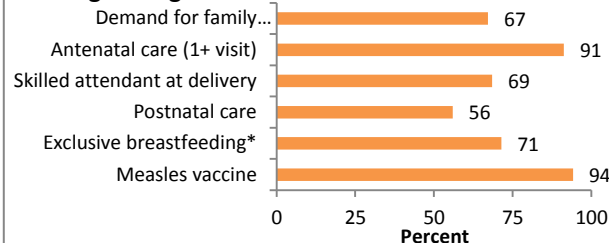
## DEMOGRAPHICS<sup>1</sup>

Total population	2,385,000	Annual births	111,000
Neonatal mortality rate (per 1000 live births)	35	Maternal mortality ratio (per 100,000 live births)*	675
Neonatal deaths	3,900	Maternal deaths	800
Under-five mortality rate (per 1000 live births)	132	Total fertility rate	5.4
Under-five deaths	14,700		

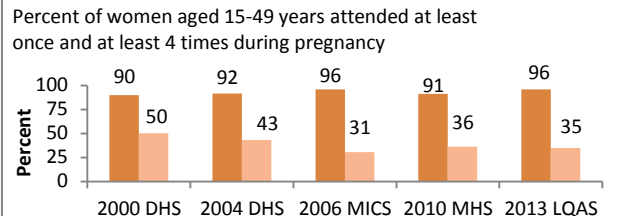
\* Refers to national data, not region-specific

## MATERNAL AND NEWBORN HEALTH

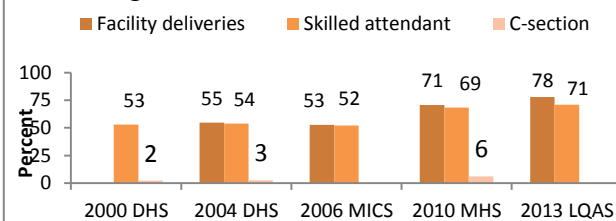
### Coverage along the continuum of care



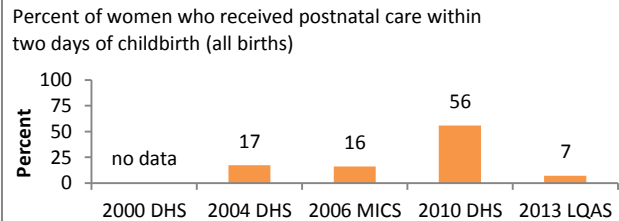
### Antenatal care



### Care during childbirth

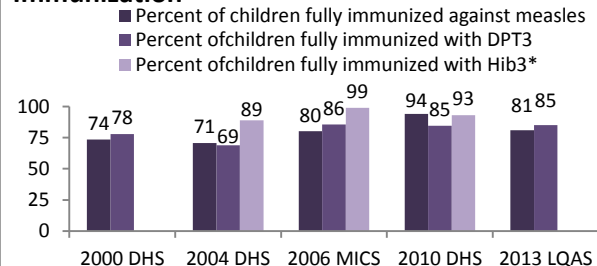


### Postnatal care

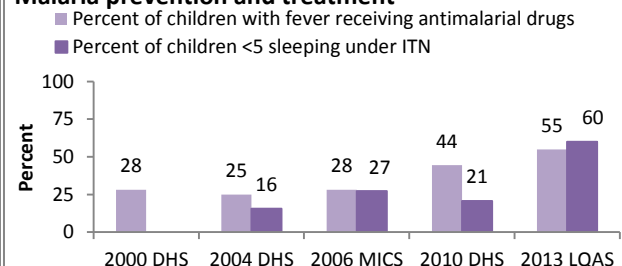


## CHILD HEALTH

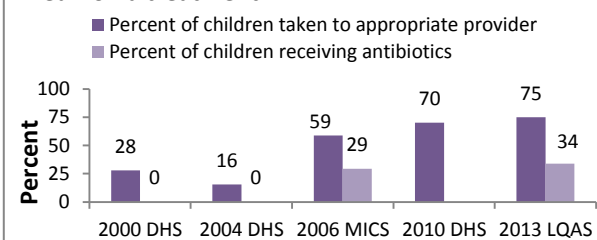
### Immunization



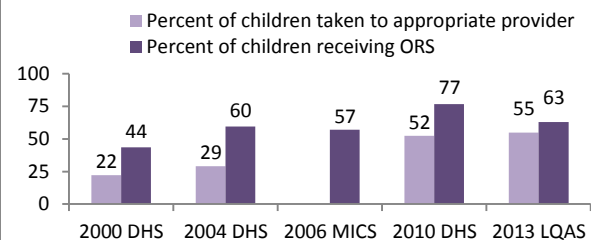
### Malaria prevention and treatment



### Pneumonia treatment

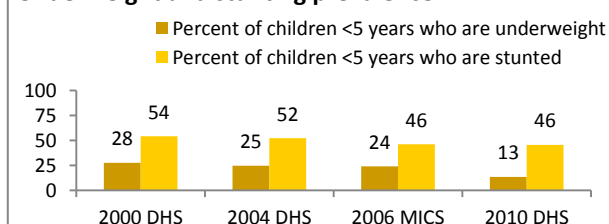


### Diarrhoea treatment

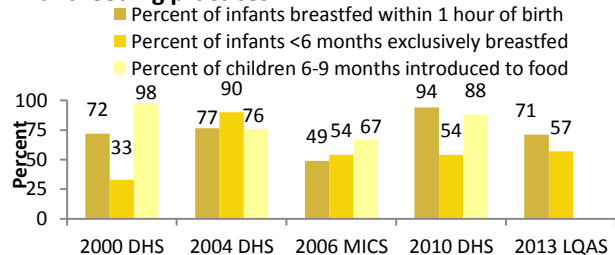


## NUTRITION

### Underweight and stunting prevalence



### Infant feeding practices



<sup>1</sup> Population, births, maternal mortality data collected from Malawi's 2008 Census and projected to 2012. Neonatal and under-five mortality rates as well as total fertility rate are collected from Malawi DHS 2010 and numbers applied to 2012 births from census.

# Mzimba District

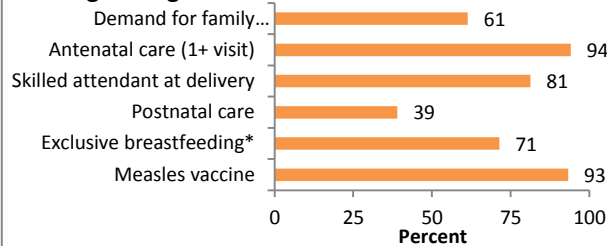
## DEMOGRAPHICS<sup>1</sup>

Total population	696,000	Annual births	27,000
Neonatal mortality rate (per 1000 live births)	49	Maternal mortality ratio (per 100,000 live births)*	675
Neonatal deaths	1,300	Maternal deaths	200
Under-five mortality rate (per 1000 live births)	131	Total fertility rate	5.8
Under-five deaths	3,600		

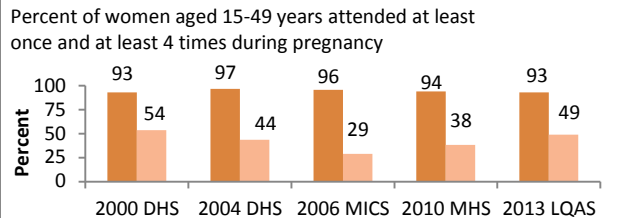
*\* Refers to national data, not region-specific*

## MATERNAL AND NEWBORN HEALTH

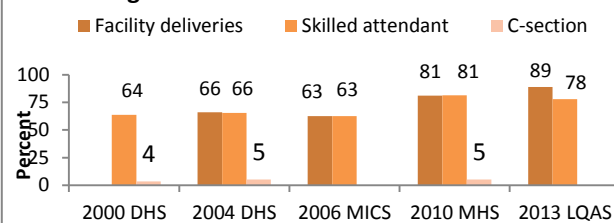
### Coverage along the continuum of care



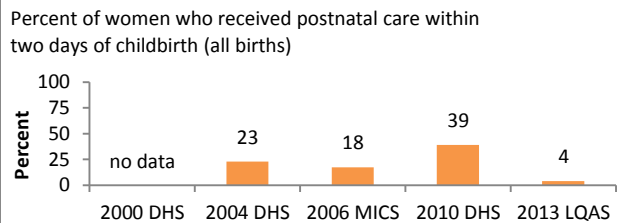
### Antenatal care



### Care during childbirth

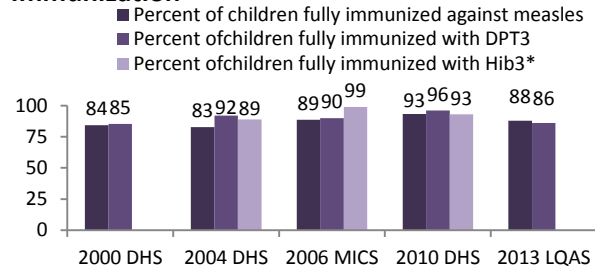


### Postnatal care

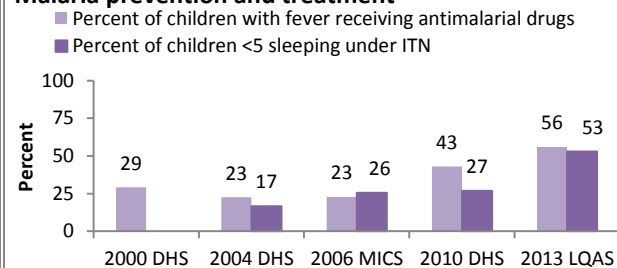


## CHILD HEALTH

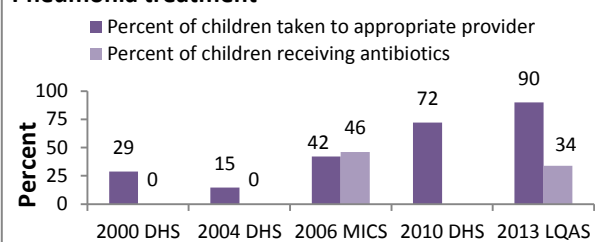
### Immunization



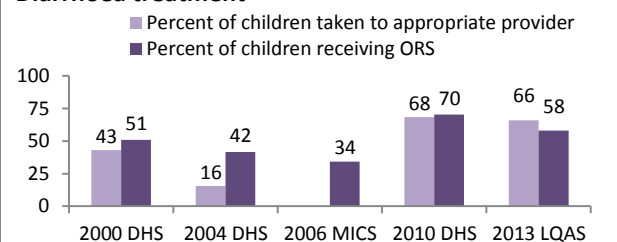
### Malaria prevention and treatment



### Pneumonia treatment

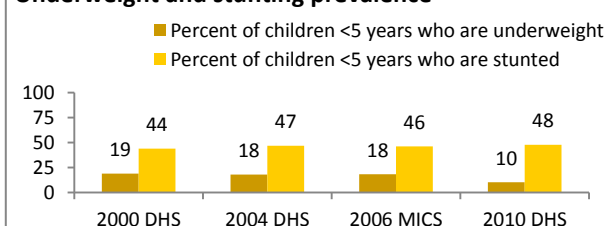


### Diarrhoea treatment

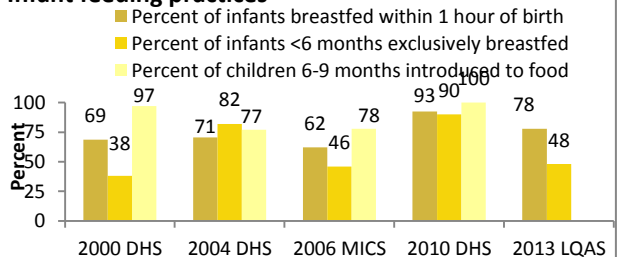


## NUTRITION

### Underweight and stunting prevalence



### Infant feeding practices



<sup>1</sup> Population, births, maternal mortality data collected from Malawi's 2008 Census and projected to 2012. Neonatal and under-five mortality rates as well as total fertility rate are collected from Malawi DHS 2010 and numbers applied to 2012 births from census.

# Nsanje District

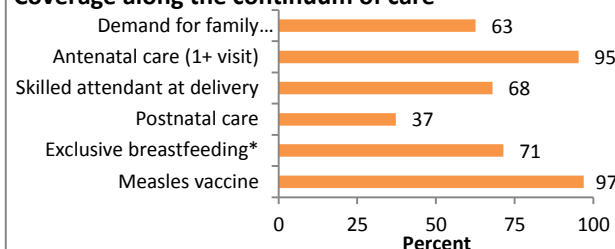
## DEMOGRAPHICS<sup>1</sup>

Total population	272,000	Annual births	13,000
Neonatal mortality rate (per 1000 live births)	37	Maternal mortality ratio (per 100,000 live births)*	675
Neonatal deaths	500	Maternal deaths	100
Under-five mortality rate (per 1000 live births)	134	Total fertility rate	6.2
Under-five deaths	2,500		

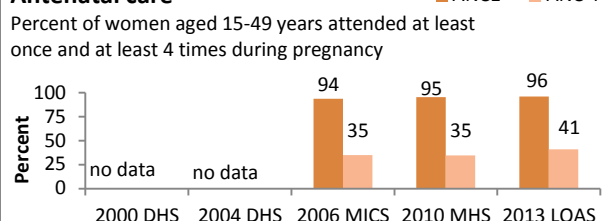
*\* Refers to national data, not region-specific*

## MATERNAL AND NEWBORN HEALTH

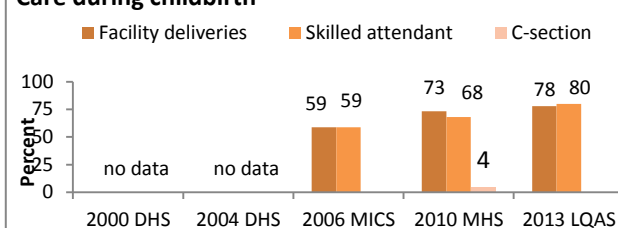
### Coverage along the continuum of care



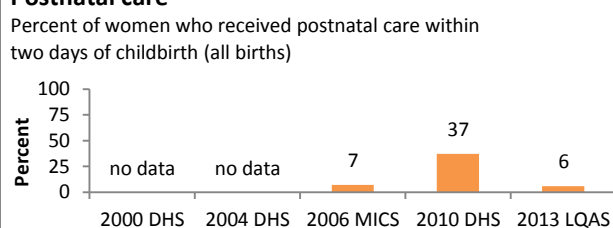
### Antenatal care



### Care during childbirth

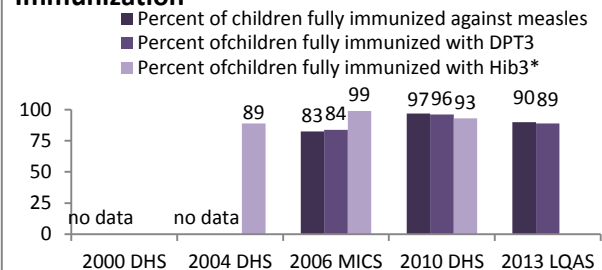


### Postnatal care

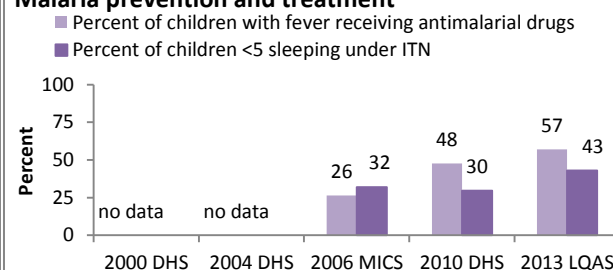


## CHILD HEALTH

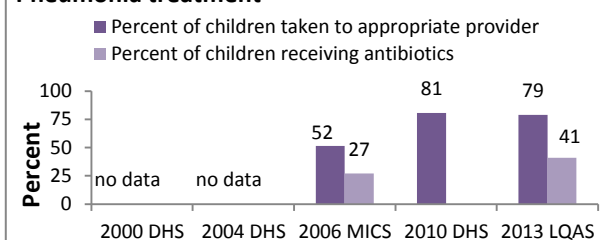
### Immunization



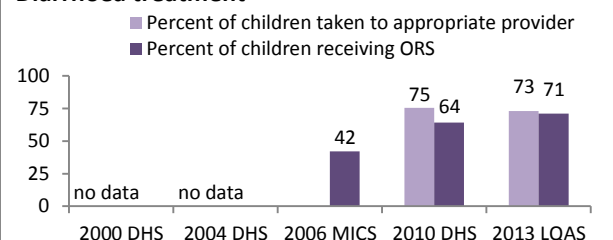
### Malaria prevention and treatment



### Pneumonia treatment

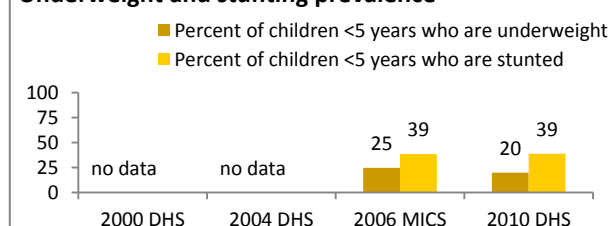


### Diarrhoea treatment

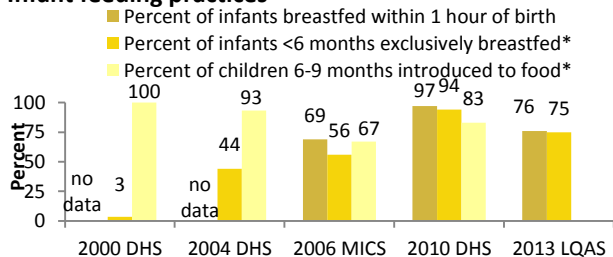


## NUTRITION

### Underweight and stunting prevalence



### Infant feeding practices



<sup>1</sup> Population, births, maternal mortality data collected from Malawi's 2008 Census and projected to 2012. Neonatal and under-five mortality rates as well as total fertility rate are collected from Malawi DHS 2010 and numbers applied to 2012 births from census.

# Ntcheu District

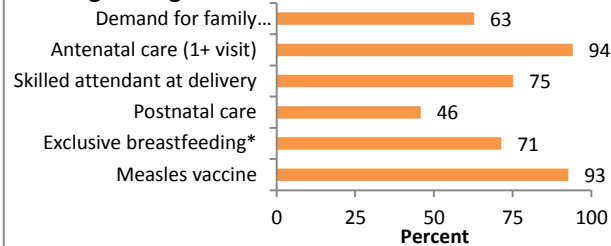
## DEMOGRAPHICS<sup>1</sup>

Total population	590,000	Annual births	28,000
Neonatal mortality rate (per 1000 live births)	33	Maternal mortality ratio (per 100,000 live births)*	675
Neonatal deaths	900	Maternal deaths	200
Under-five mortality rate (per 1000 live births)	125	Total fertility rate	5.3
Under-five deaths	3,500		

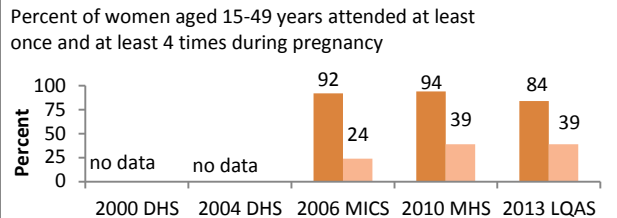
*\* Refers to national data, not region-specific*

## MATERNAL AND NEWBORN HEALTH

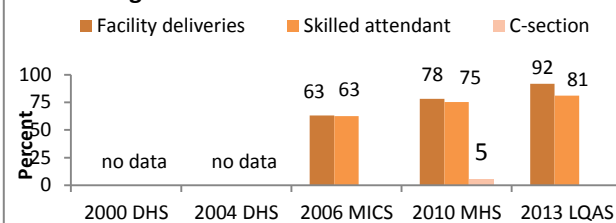
### Coverage along the continuum of care



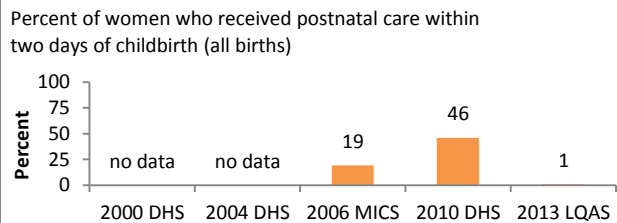
### Antenatal care



### Care during childbirth

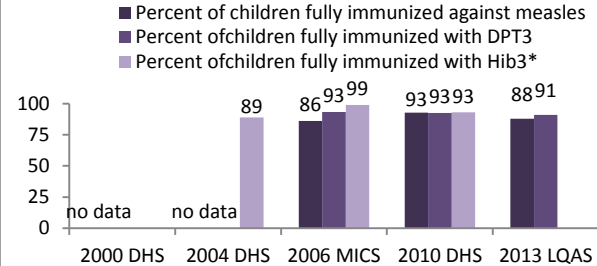


### Postnatal care

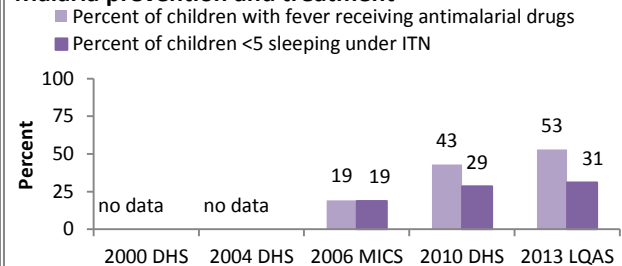


## CHILD HEALTH

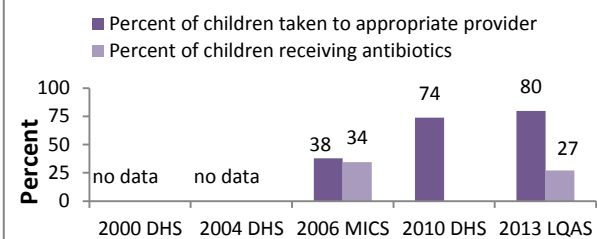
### Immunization



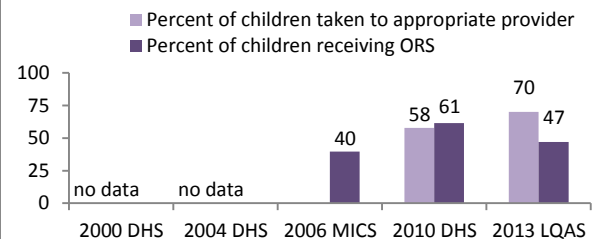
### Malaria prevention and treatment



### Pneumonia treatment

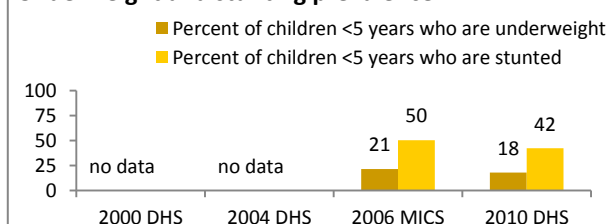


### Diarrhoea treatment

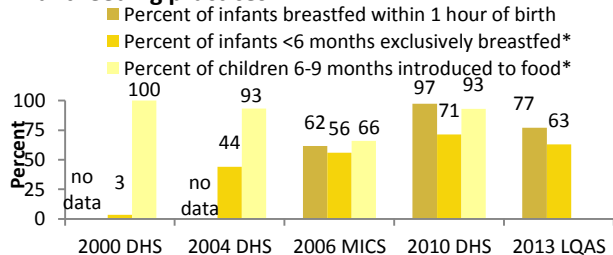


## NUTRITION

### Underweight and stunting prevalence



### Infant feeding practices



<sup>1</sup> Population, births, maternal mortality data collected from Malawi's 2008 Census and projected to 2012. Neonatal and under-five mortality rates as well as total fertility rate are collected from Malawi DHS 2010 and numbers applied to 2012 births from census.

# Phalombe District

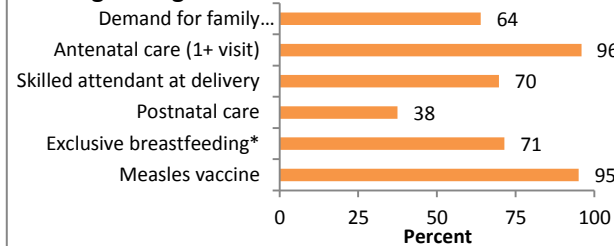
## DEMOGRAPHICS<sup>1</sup>

Total population	370,000	Annual births	17,000
Neonatal mortality rate (per 1000 live births)	31	Maternal mortality ratio (per 100,000 live births)*	675
Neonatal deaths	500	Maternal deaths	100
Under-five mortality rate (per 1000 live births)	144	Total fertility rate	4.7
Under-five deaths	2,500		

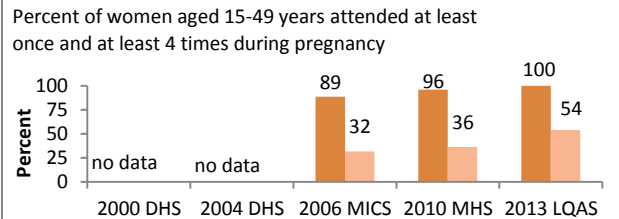
\* Refers to national data, not region-specific

## MATERNAL AND NEWBORN HEALTH

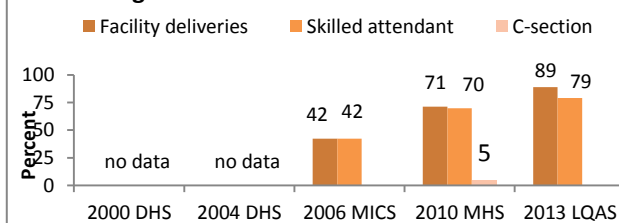
### Coverage along the continuum of care



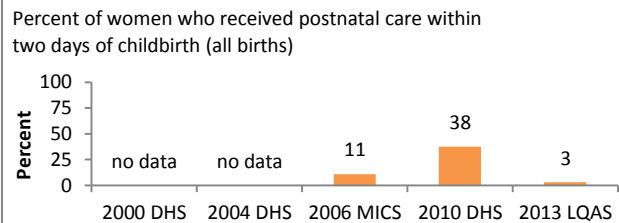
### Antenatal care



### Care during childbirth

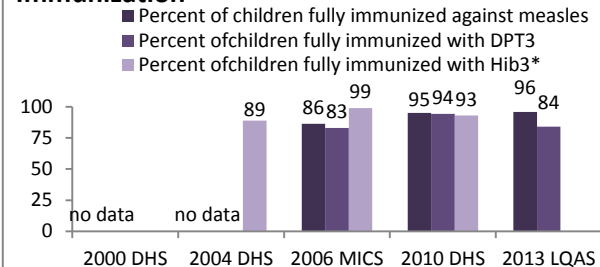


### Postnatal care

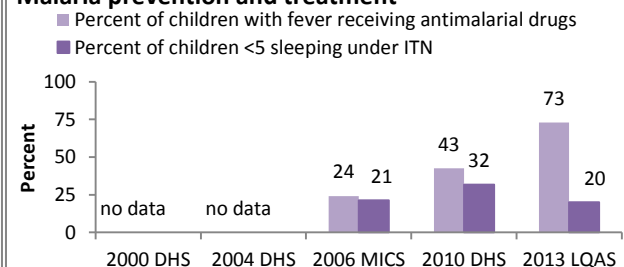


## CHILD HEALTH

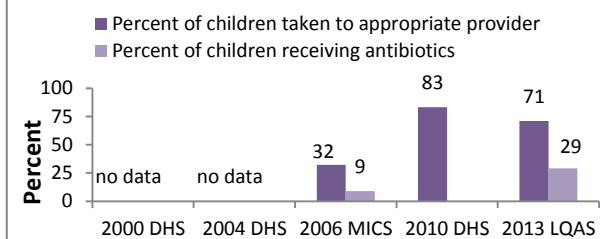
### Immunization



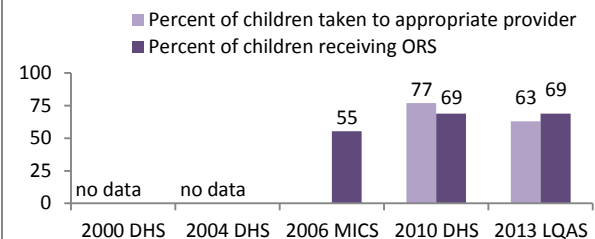
### Malaria prevention and treatment



### Pneumonia treatment

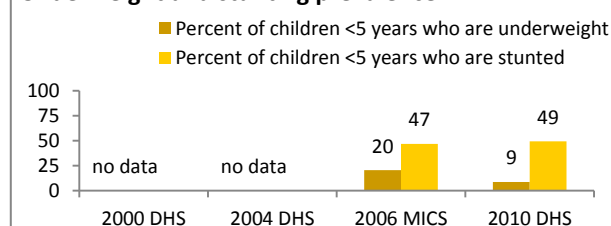


### Diarrhoea treatment

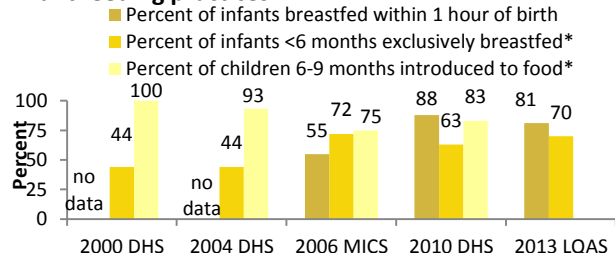


## NUTRITION

### Underweight and stunting prevalence



### Infant feeding practices



<sup>1</sup> Population, births, maternal mortality data collected from Malawi's 2008 Census and projected to 2012. Neonatal and under-five mortality rates as well as total fertility rate are collected from Malawi DHS 2010 and numbers applied to 2012 births from census.