

Annual Report of the Evaluation Function 2018



George Laryea-Adjei,
Director of Evaluation – Evaluation Office
Executive Board Annual Session 2019
11-13 June 2019

Context

- Learning and feedback from the implementation of the 2030 Agenda for Sustainable Development and the UNICEF Strategic Plan 2018-2021
- Reform agenda of the Secretary-General and system-wide evaluation
- Revised evaluation policy endorsed by the Executive Board in June 2018
- Global Plan for Evaluation endorsed by the Executive Board in Feb 2018
- Growing demand throughout the organization for high-quality, timely evaluation evidence

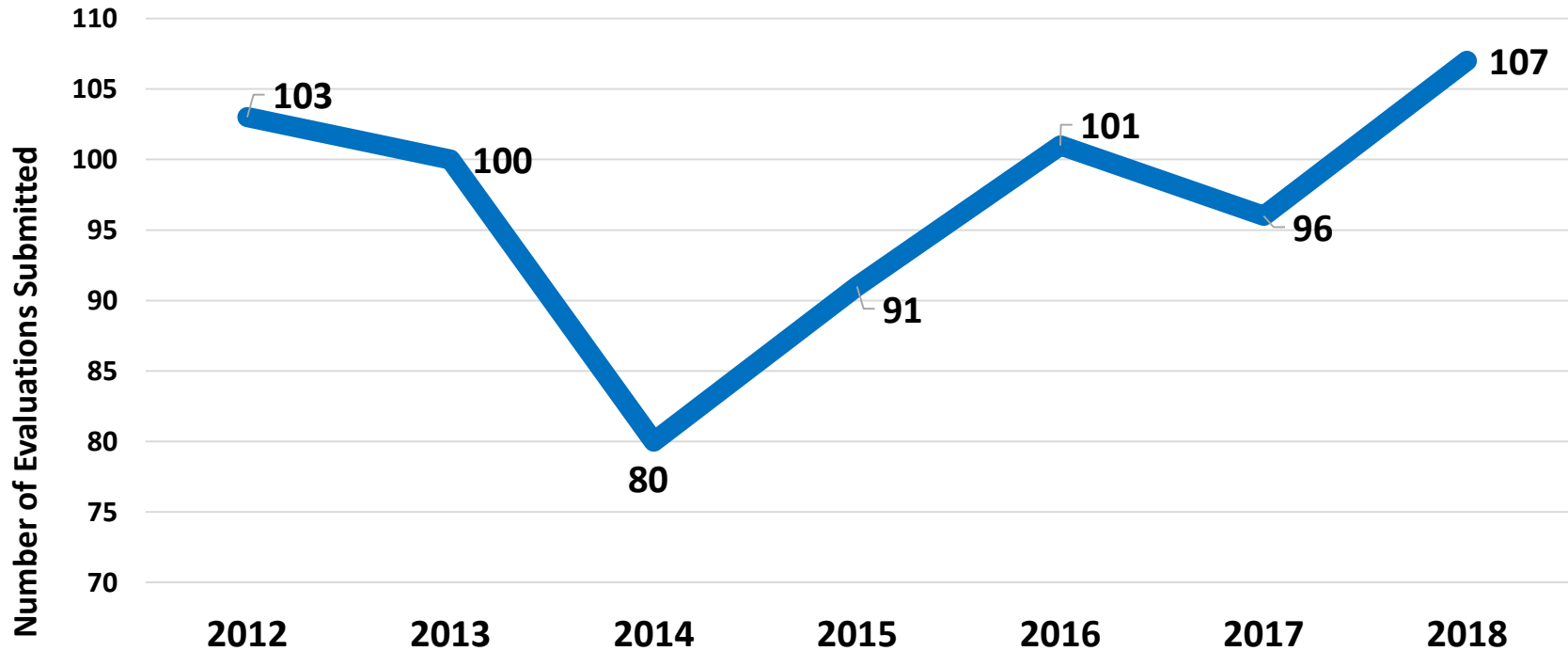
Resources

- 5 out of 7 regions now have Regional Evaluation Advisors
- UNICEF is collaborating with the United Nations System Staff College to develop a first-rate skills development programme for all staff who play a role in evaluations
- Evaluation budget use increased from 0.67% in 2017 to 0.8% in 2018
- The pooled fund was established and contributed to the increase in evaluation budget use and the number of evaluations submitted

Partnerships and Inter-agency (Joint) Work

- UNICEF is working with UNFPA on evaluation of the Joint Programme on the Abandonment of Female Genital Mutilation
- With UNFPA on evaluation of the Global Programme to Accelerate Action to End Child Marriage
- With OCHA and others on two humanitarian evaluations
- With UNESCO on SDG 4.5 evaluation synthesis
- With UNDP, UNFPA and UN-Women on preparations for the joint evaluation of the common chapter of their strategic plans, 2018–2021.
- UNICEF is also seconding staff to the Secretary General's office to strengthen the evaluation capacity
- UNICEF staff are part of UN Country Teams in the regions and are working with other agencies to evaluate UNDAFs
- 22 CEPs were presented to the Executive Board

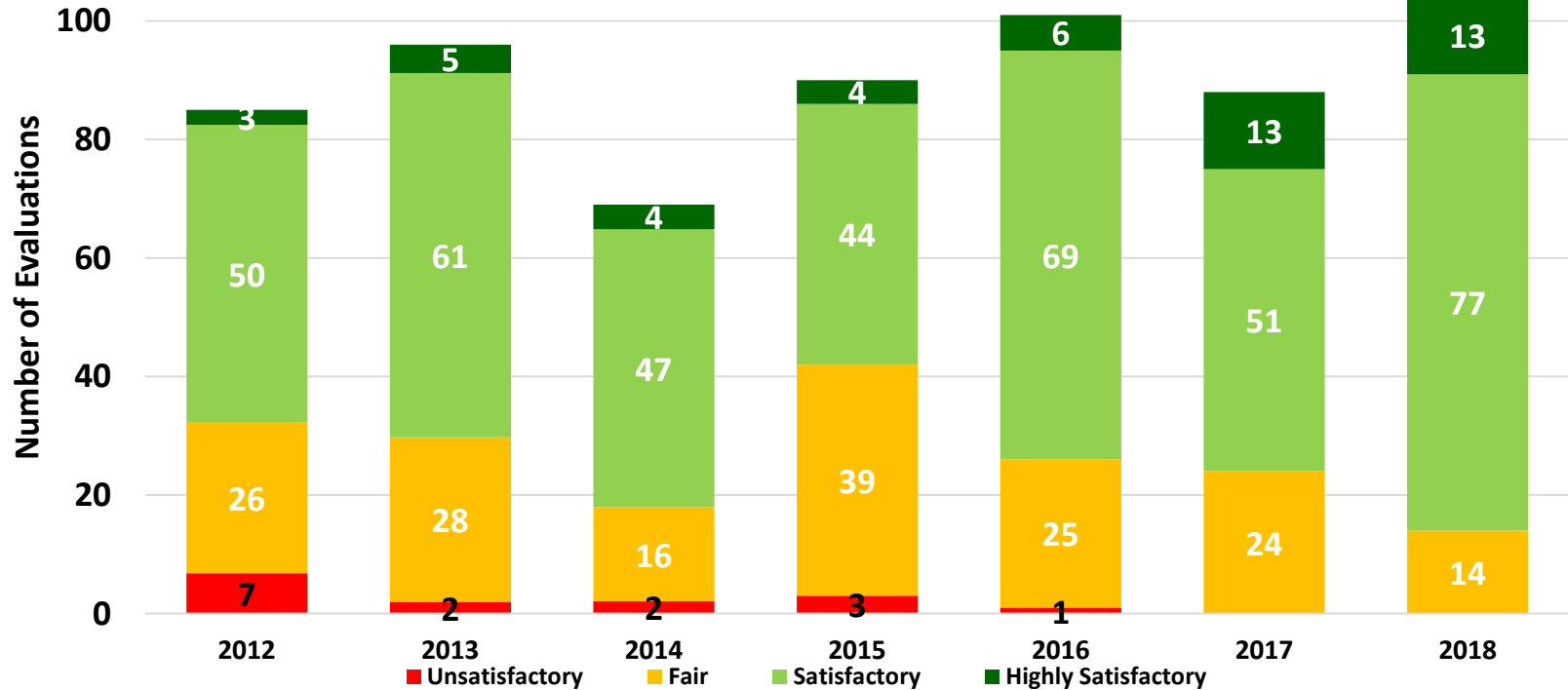
Evaluation Submission, 2012-2018



Trends in Evaluation Geographical Coverage by Region (%)

	EAPR	ECAR	ESAR	LACR	MENA	ROSA	WCAR	Total
2013-2015	73	82	95	56	65	100	76	76
2014-2016	87	86	82	64	65	100	76	80
2015-2017	87	91	91	84	82	89	87	87
2016-2018	87	86	100	88	71	77	100	89

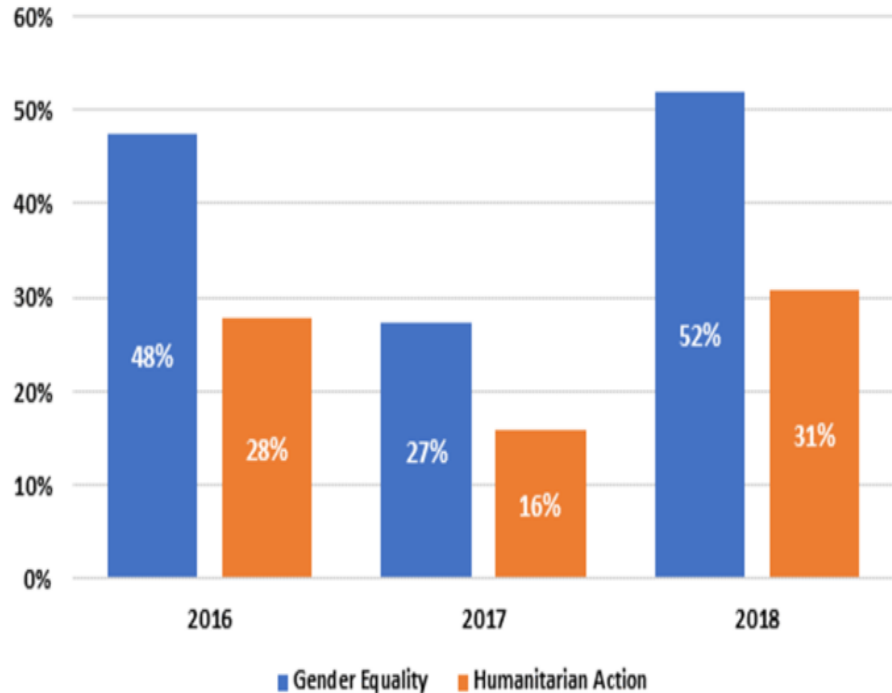
Evaluation Quality, 2012-2018



Thematic distribution of evaluations, 2018 (N)

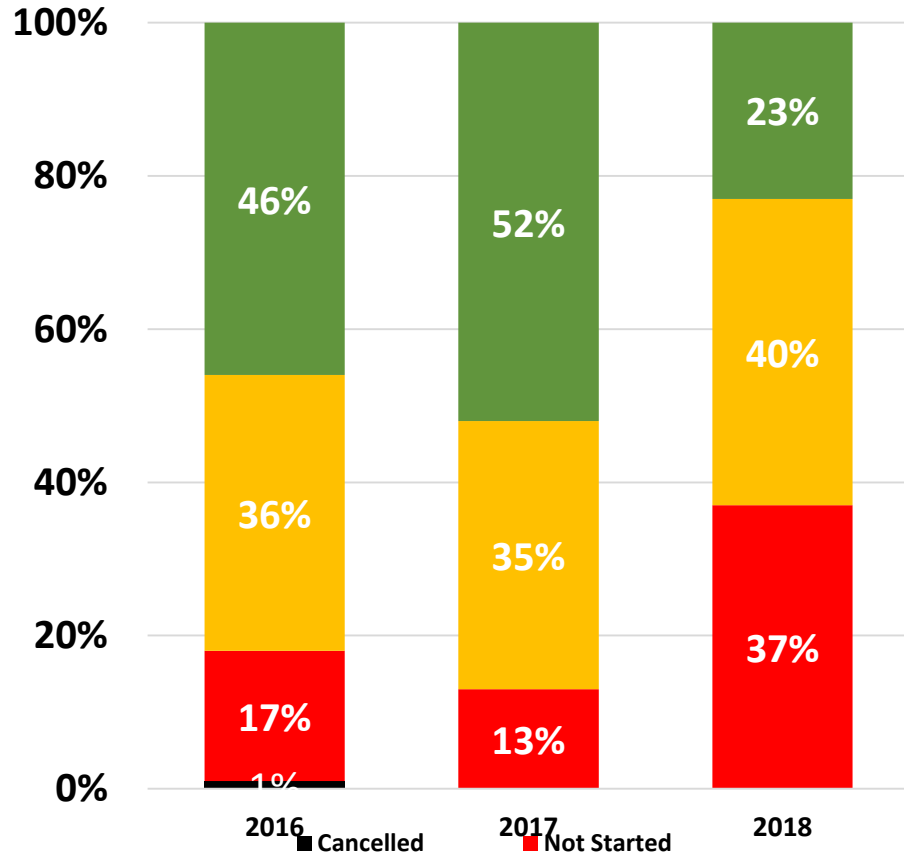
Goal Area	Number of Evaluations
Goal Area 1: Every child survives and thrives	
Health	64
HIV/AIDS	19
Nutrition	43
Goal Area 2: Every child learns	
Education	53
Goal Area 3: Every child is protected from violence and exploitation	
Child protection	58
Goal Area 4: Every child lives in a safe and clean environment	
WASH	31
Goal Area 5: Every child has an equitable chance in life	
Social inclusion	41
Cross-cutting	
Humanitarian	32
Gender equality	54

Evaluations which cover cross-cutting priorities (%)



- Improved focus on quality assurance at the regional and country level
- Use of real time evaluation approach in humanitarian evaluations
- Greater inclusion of gender experts on evaluation teams
- Development and use of gender evaluation guidance

Evaluation Management Response Implementation (2016-2018)



Evaluation Use

- Examples: evaluations provided independent confirmation of programme effectiveness (Nigeria, Togo), contribution to conceptual shifts in how problems are understood and addressed (Laos, Mal) and helped to shape national partnerships and agendas (Guatemala)

Full public disclosure of evaluative products and the management response

- Progress information on the implementation of the management response actions accompanying these evaluations can be found at www.unicef.org/evaluation/index_103521.html

Thank You