



Key Facts

Situation Update: Unaccompanied Children (UAC) in Greece

7 December 2016

2,300 Estimated number of UAC currently in Greece based on referrals to EKKA (as of 7 December)

1,256 Total number of places available in UAC shelters (filled, pending assigned cases as of 7 Dec., including 151 vacant places in the process to be filled)

1,314 Total number of UAC on waiting list for shelter (as of 7 December)

- including:
- **319** in closed reception facilities
 - **14** in protective custody

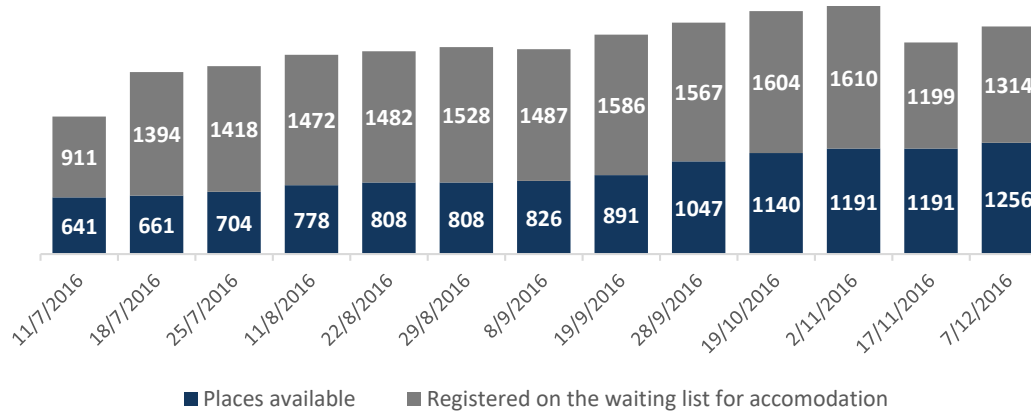
Waiting list does not include referrals of unknown location carried out during pre-registration exercise. Waiting list includes also separated children.

4,804 Total number of UAC referrals to EKKA from 1 Jan to 7 Dec 2016.

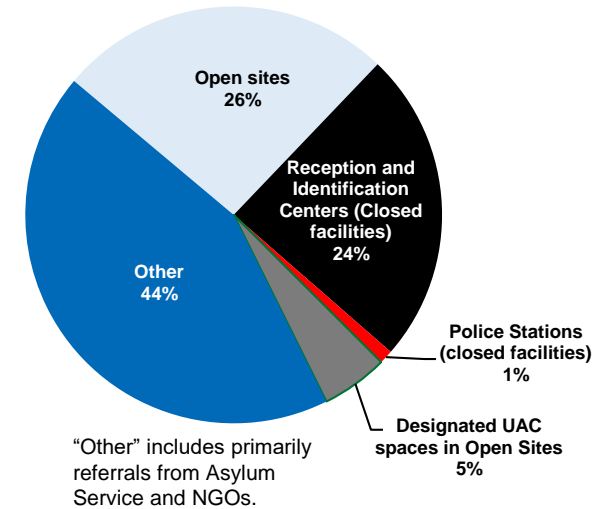
- Out of the total:
- **4,383** boys (91%)
 - **421** girls (9%)
 - **433** <14 years old (9%)

Figures dynamically change and may be adjusted based on verification by EKKA

Number of places available in UAC shelters (filled, pending assigned cases) vs. Numbers of additional requests for placement on waiting list
11 July- 7 December 2016

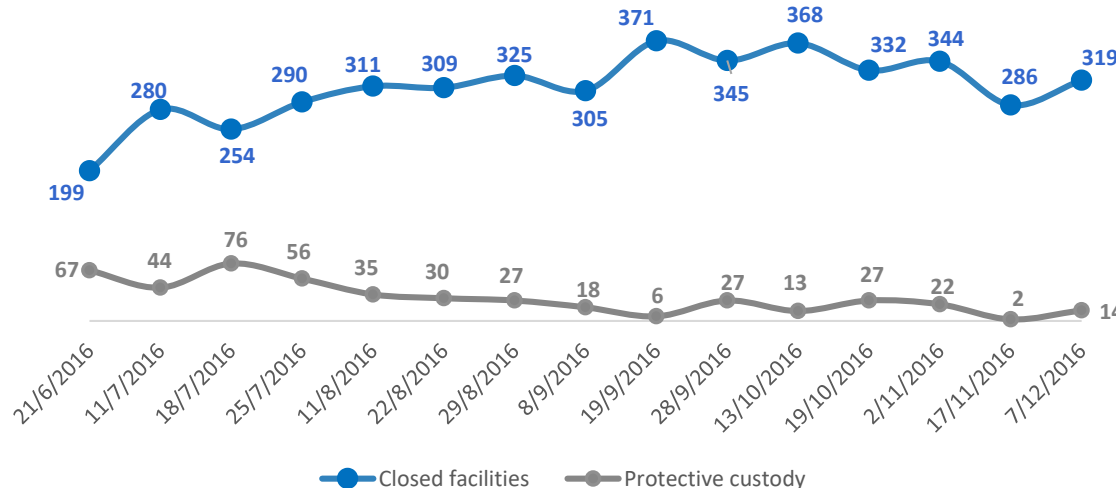


Percentage of UAC on the waiting list by location
as of 7 December 2016
(based on requests by referral agents*)



*Referrals to open facilities carried out by referral agents including Asylum Service, NGOs, INGOs, Public Prosecutors.

Number of UAC placed in Protective Custody/Closed Facilities
11 July – 7 December, 2016 (based on requests by referral agents)



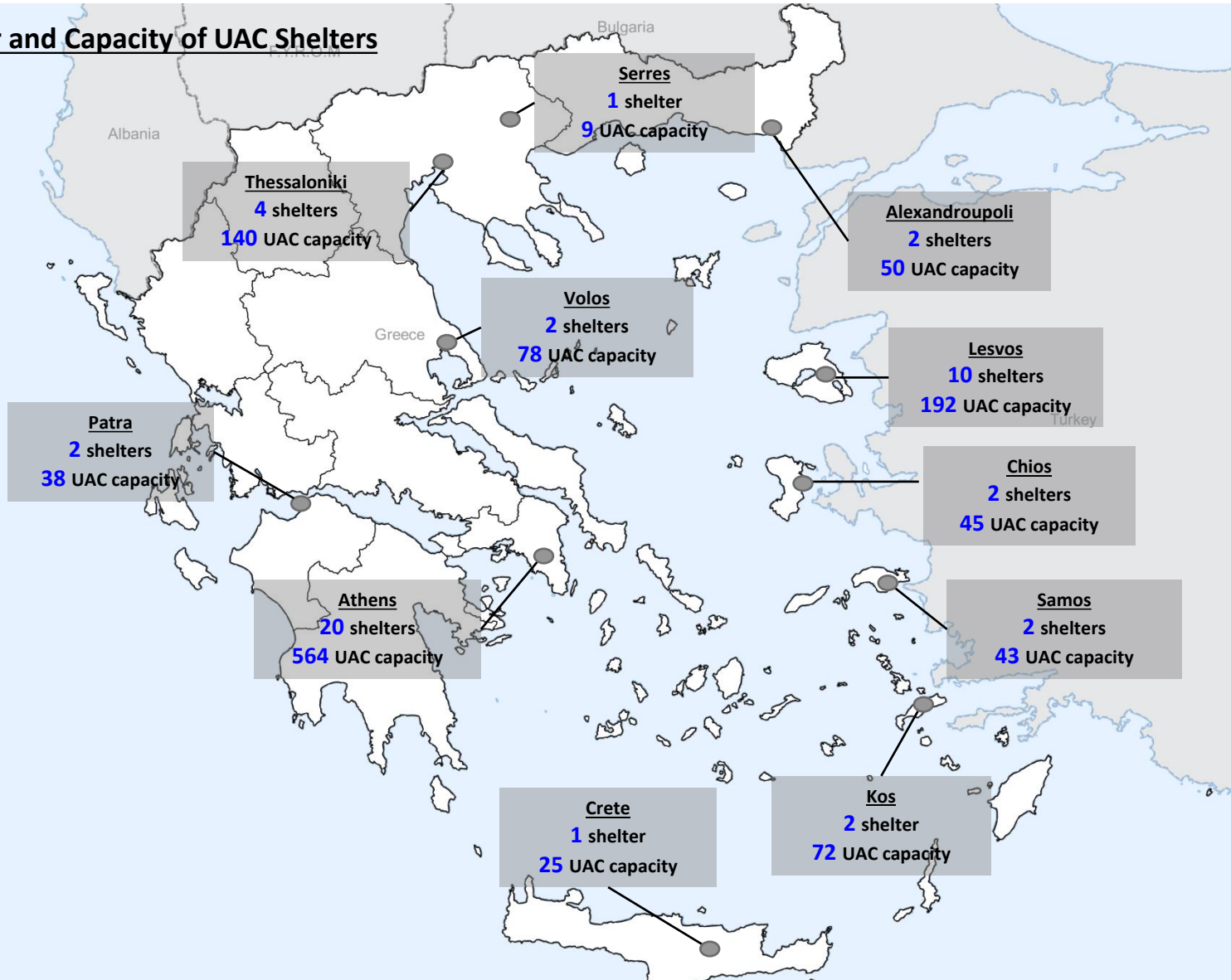
With support from:



Situation Update: Unaccompanied Children (UAC) in Greece

7 December 2016

Number and Capacity of UAC Shelters



Key Facts

as of 7 December 2016

48 Total number of shelters for UAC (Long-term and transit).

1,256 places for UAC accommodation in shelters (increased from capacity of 423 in March 2016).

100 places planned additional capacity for UAC including in:

- Athens
- Thessaloniki

With support from:

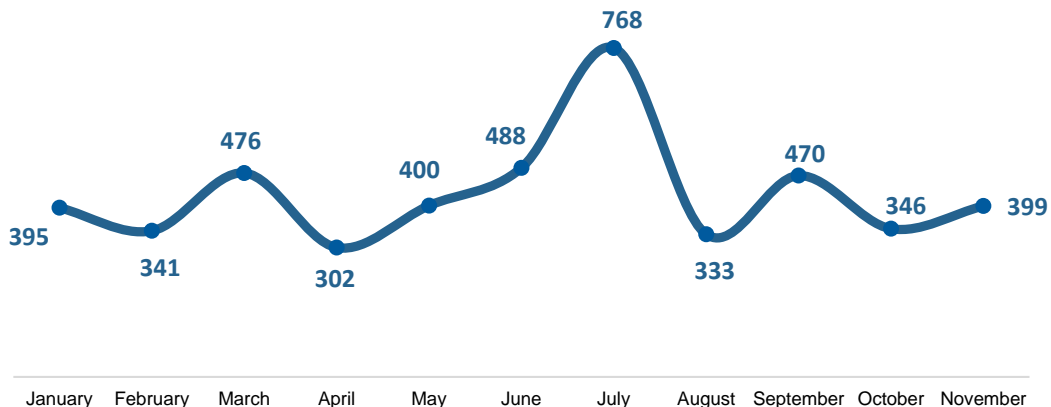
Situation Update: Unaccompanied Children (UAC) in Greece

1 January 2016 – 30 November 2016



National Center for Social Solidarity

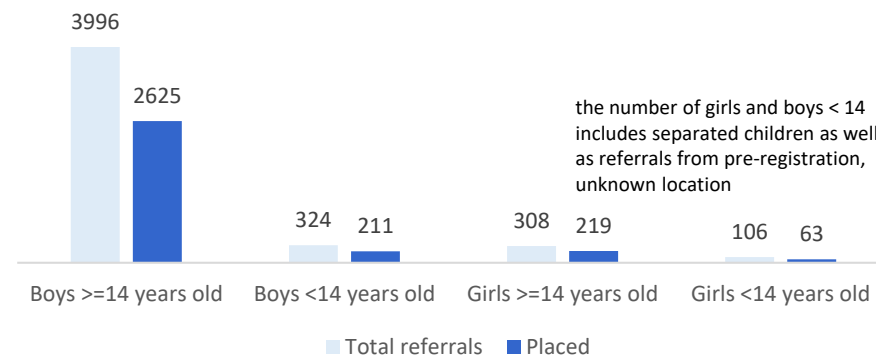
Number of UAC Referrals to EKKA by month*



* Increase in July due to pre-registration exercise and referrals from the Asylum service

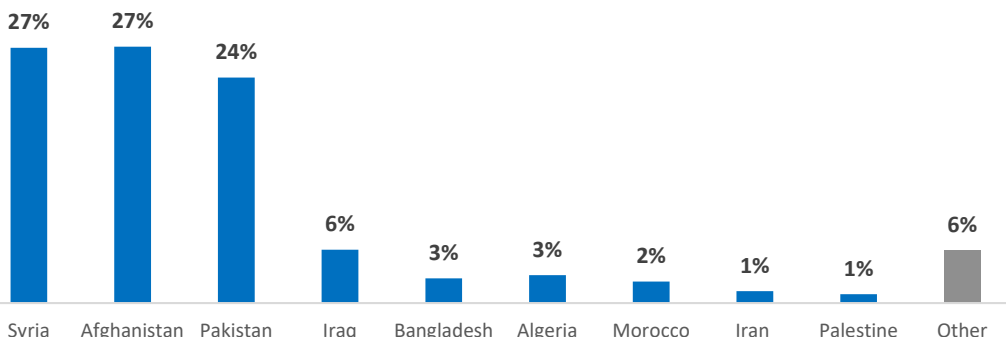
Total UAC referrals to EKKA vs. Total UAC placed in shelters disaggregated by Sex/Age

1 January – 30 November 2016



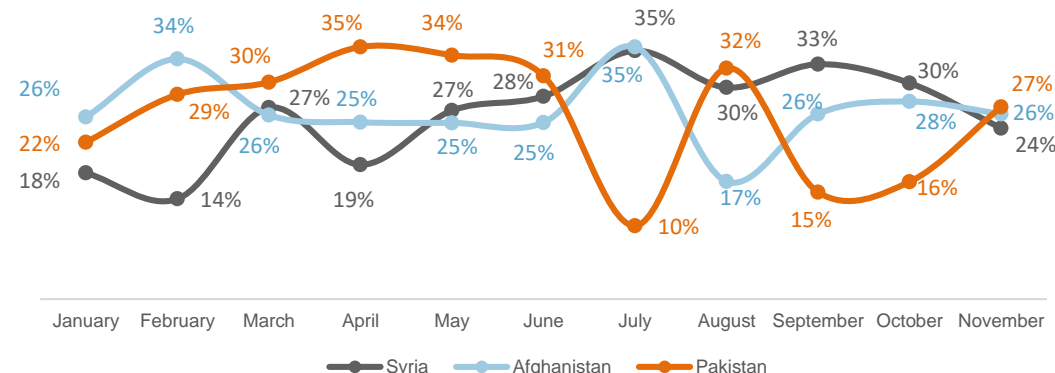
Total number of UAC referrals to EKKA by nationality

1 January - 30 November, 2016



Monthly UAC referrals to EKKA by nationality

1 January – 30 November 2016



With support from:

