



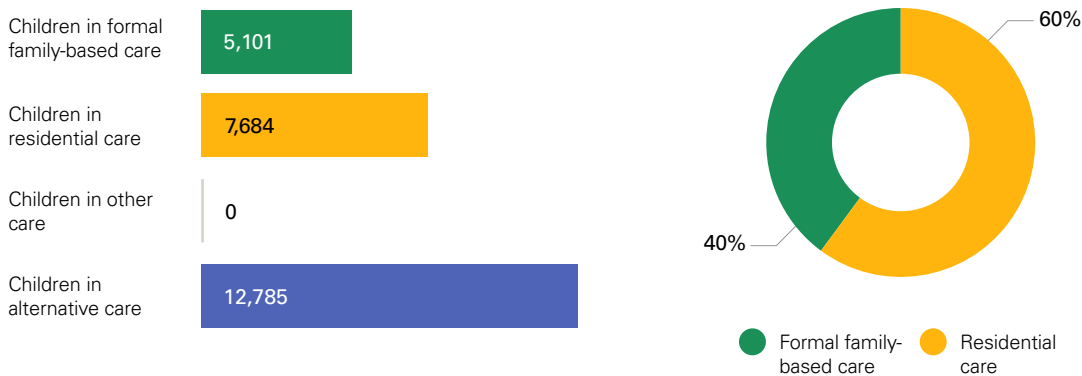
© UNICEF/UN0542232/Galstyan

# Country Overviews

# Austria<sup>1</sup>

|   |   |   |
|---|---|---|
| <ul style="list-style-type: none"> <li><span style="color: red;">●</span> No</li> <li><span style="color: green;">●</span> Yes</li> </ul> | <p>Red indicates that the variable is not collected or the statement not true, green that it is. If no information was found about any of the points in the overview for the particular country, the points are removed on the page for that country.</p> | <ul style="list-style-type: none"> <li><span style="color: green;">●</span> Children in formal family-based care</li> <li><span style="color: orange;">●</span> Children in residential care</li> <li><span style="color: grey;">●</span> Children in other care</li> <li><span style="color: blue;">●</span> Children in alternative care</li> </ul> |
|---|---|---|

## Total number of children in alternative care <sup>2</sup>



### Country system

- Decentralised alternative care and data system
- Data on alternative care published

### Data system

- Recent or current reform of data system on children in alternative care

### Variables collected on

- Age
- Sex

### Helpful examples

In 2013, a new law on data collection and publication on child welfare was passed, and this has had a visible impact on the statistics since 2015. This change appears to have led to more and better data at the national level, despite a decentralised system. The law states that data must be provided on children in residential care and children in foster care, and that the data must be disaggregated by age and sex.

Source: The DataCare project, 2021.

### Endnotes

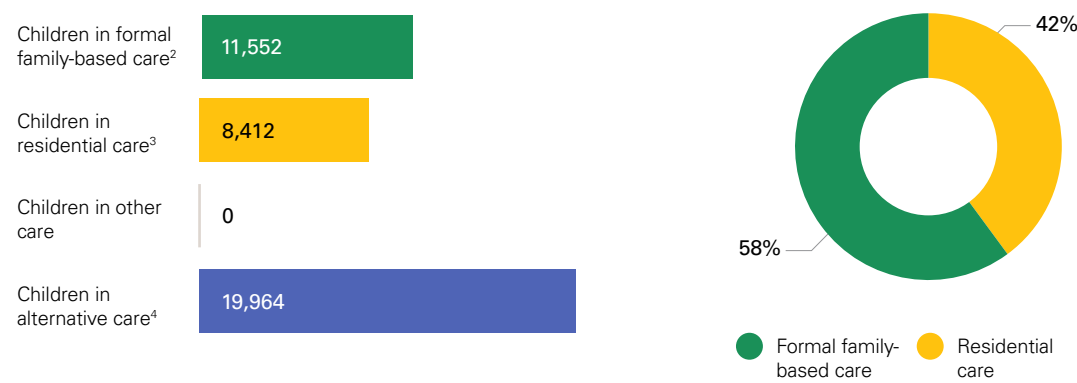
- 1 Source: Kinder und Jugendhilfestatistik, 2019.
- 2 These data do not represent the number of children at a specific point in time, but are for all children who were in care at any point during the year. Because stock data are not available, the indicators were not calculated for Austria.

# Belgium

|  |   |  |
|--|---|--|
| <p><span style="color: red;">●</span> No</p> <p><span style="color: green;">●</span> Yes</p> | <p>Red indicates that the variable is not collected or the statement not true, green that it is. If no information was found about any of the points in the overview for the particular country, the points are removed on the page for that country.</p> | <p><span style="color: green;">●</span> Children in formal family-based care</p> <p><span style="color: yellow;">●</span> Children in residential care</p> <p><span style="color: grey;">●</span> Children in other care</p> <p><span style="color: blue;">●</span> Children in alternative care</p> |
|--|---|--|

## Total number of children in alternative care<sup>1</sup>

|  |   |
|--|---|
| <p><span style="color: green;">●</span> All children in alternative care covered</p> | <p><span style="color: red;">●</span> Groups of children excluded: Children with disabilities in residential care</p> |
|--|---|



## Headline statistics<sup>5</sup>

|  |        |
|--|--------|
| The rate of children aged 0-17 in alternative care at a specific point in time (per 100,000)   | 863    |
| The rate of children aged 0-17 in residential care at a specific point in time (per 100,000)   | 364    |
| The rate of children aged 0-17 in formal family-based care at a specific point in time (per 100,000)                                       | 500    |
| The percentage of children aged 0-17 in residential care (of the total number of children in alternative care) at a specific point in time | 42.1 % |

## Country system

- Decentralised alternative care and data system
- Data on alternative care published
- Is the data system on children in alternative care covered in legislation?
- Is the overarching term, in line with 'alternative care', used in legislation?
- Formal kinship care is a subdivision of foster care

## Data system

- Recent or current reform of data system on children in alternative care<sup>6</sup>
- Data collected per individual child<sup>7</sup>
- Personal identification numbers used
- More than one agency mandated to collect data<sup>8</sup>
- Data collected on quality of care and outcomes<sup>9</sup>

## Variables collected on

|  |  |
|--|--|
| <input type="radio"/> Age                                      | <input type="radio"/> Reason for entry into care <sup>10</sup> |
| <input type="radio"/> Sex                                      | <input type="radio"/> Placement decision maker                 |
| <input type="radio"/> Unaccompanied minor status <sup>11</sup> | <input type="radio"/> Reintegrated with family <sup>12</sup>   |
| <input type="radio"/> Statelessness <sup>13</sup>              | <input type="radio"/> Adopted                                  |
| <input type="radio"/> Disability status <sup>14</sup>          | <input type="radio"/> Leaving care due to death <sup>15</sup>  |
| <input type="radio"/> Parental status <sup>16</sup>            | <input type="radio"/> Age on leaving care <sup>17</sup>        |

## Residential care

|  |
|--|
| <input type="radio"/> Official maximum number of places in a small group home                          |
| <input type="radio"/> Official maximum number of places in largest type of residential care facilities |
| <input type="radio"/> Data collected separately for small group homes and large institutions           |
| <input type="radio"/> Data collected on length of stay <sup>18</sup>                                   |
| <input type="radio"/> Data collected on number of staff and their qualifications                       |

### Helpful examples

The National Commission on Child Rights published a report in 2016 on the existence of nationally comparable data on indicators connected to child rights, in response to the 2010 recommendations from the CRC (Nationale Kinderrechten Indicatoren, Make Them Count). Although children in alternative care are only mentioned in one section of the report, the recommendations and the intention behind the report could form a good starting point for advocacy for nationally comparable data in Belgium, including data on children in alternative care.

### Room for improvement

The different systems of the three federal regions do not align and are not fully comparable.

The impression exists that data are collected, but are either not made publicly available or are difficult to find or access.

Source: The DataCare project, 2021.

### Endnotes

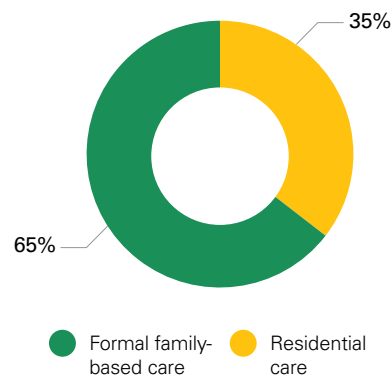
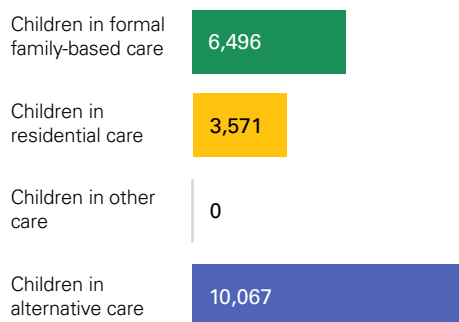
- 1 Data for Flanders are from 2020, provided on request by the Agentschap Opgroeien. Data from the German speaking community are from 2019, source: Fachbereich Jugendhilfe. Tätigkeitsbericht 2019 by the Ministerium der Deutschsprachigen Gemeinschaft Belgiens. Data from Wallonia-Brussels are from 2019, provided on request by the Administration Générale de l'Aide à la Jeunesse.
- 2 The data are for 2019 for the German-speaking community and Wallonia-Brussels.
- 3 As above for the German-speaking community and Wallonia-Brussels. Data for Flanders do not include children with disabilities in residential care, children in boarding schools and 'stay for youngsters'.
- 4 As above.
- 5 Calculated by the DataCare project team using, where relevant, country-specific population statistics from the UNICEF Data Warehouse. Source: [https://data.unicef.org/resources/data\\_explorer/](https://data.unicef.org/resources/data_explorer/) unicef\_f/?ag=UNICEF&df=DM&ver=1.0&dq=.DM\_POP\_U18...&startPeriod=2010&endPeriod=2020.
- 6 Except German-speaking community.
- 7 Only Flanders.
- 8 Except Wallonia Brussels.
- 9 Except Wallonia Brussels.
- 10 Except German-speaking community and Wallonia Brussels.
- 11 Except German-speaking community.
- 12 Except Wallonia Brussels.
- 13 Except German-speaking community and Wallonia Brussels.
- 14 Except Wallonia Brussels.
- 15 Except German-speaking community and Wallonia Brussels.
- 16 Except Wallonia Brussels.
- 17 Except German-speaking community and Wallonia Brussels.
- 18 Except German-speaking community and Wallonia Brussels.

# Bulgaria

|  |   |  |
|--|---|--|
| <p><span style="color: red;">●</span> No</p> <p><span style="color: green;">●</span> Yes</p> | <p>Red indicates that the variable is not collected or the statement not true, green that it is. If no information was found about any of the points in the overview for the particular country, the points are removed on the page for that country.</p> | <p><span style="color: green;">●</span> Children in formal family-based care</p> <p><span style="color: yellow;">●</span> Children in residential care</p> <p><span style="color: grey;">●</span> Children in other care</p> <p><span style="color: blue;">●</span> Children in alternative care</p> |
|--|---|--|

## Total number of children in alternative care<sup>1</sup>

● All children in alternative care covered



## Headline statistics<sup>2</sup>

|  |       |
|--|-------|
| The rate of children aged 0-17 in alternative care at a specific point in time (per 100,000)   | 828   |
| The rate of children aged 0-17 in residential care at a specific point in time (per 100,000)   | 294   |
| The rate of children aged 0-17 in formal family-based care at a specific point in time (per 100,000)                                       | 534   |
| The percentage of children aged 0-17 in residential care (of the total number of children in alternative care) at a specific point in time | 35.5% |

## Country system

- Decentralised alternative care and data system
- Data on alternative care published
- Is the data system on children in alternative care covered in legislation?
- Is the overarching term, in line with 'alternative care', used in legislation?
- Formal kinship care is a subdivision of foster care

## Data system

- Recent or current reform of data system on children in alternative care
- Data collected per individual child
- Personal identification numbers used<sup>3</sup>
- More than one agency mandated to collect data
- Data collected on quality of care and outcomes

### Variables collected on

|   |   |
|---|---|
| <input type="checkbox"/> Age                        | <input type="checkbox"/> Reason for entry into care |
| <input type="checkbox"/> Sex                        | <input type="checkbox"/> Placement decision maker   |
| <input type="checkbox"/> Unaccompanied minor status | <input type="checkbox"/> Reintegrated with family   |
| <input type="checkbox"/> Statelessness              | <input type="checkbox"/> Adopted                    |
| <input type="checkbox"/> Disability status          | <input type="checkbox"/> Leaving care due to death  |
| <input type="checkbox"/> Parental status            | <input type="checkbox"/> Age on leaving care        |

### Residential care

|   |
|---|
| <input type="checkbox"/> Official maximum number of places in a small group home: 15                      |
| <input type="checkbox"/> Official maximum number of places in largest type of residential care facilities |
| <input type="checkbox"/> Data collected separately for small group homes and large institutions           |
| <input type="checkbox"/> Data collected on length of stay   |
| <input type="checkbox"/> Data collected on number of staff and their qualifications                       |
| <input type="checkbox"/> All forms of residential child care are recognised as alternative care           |

### Room for improvement

Data on children in alternative care are published as summaries.  
Some of the published information provides only a general idea of the capacity of services.

Source: The DataCare project, 2021.

### Endnotes

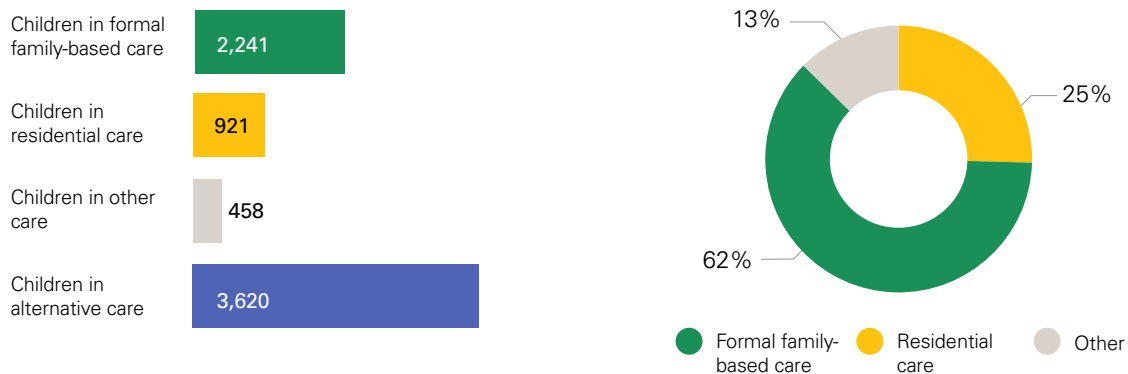
- 1 Source: Отчет за дейността на Агенцията за социално подпомагане за 2019 <https://asp.government.bg/bg/za-agentsiyata/misiya-itseli/otcheti-i-dokladi>. Last accessed August 2021.
- 2 Calculated by the DataCare project team using, where relevant, country-specific population statistics from the UNICEF Data Warehouse. Source: [https://data.unicef.org/resources/data\\_explorer/unicef\\_f?ag=UNICEF&df=DM&ver=1.0&dq=.DM\\_POP\\_U18...&startPeriod=2010&endPeriod=2020](https://data.unicef.org/resources/data_explorer/unicef_f?ag=UNICEF&df=DM&ver=1.0&dq=.DM_POP_U18...&startPeriod=2010&endPeriod=2020).
- 3 The children's citizen identification number is used as a designator, but it is not clear whether this is also used to link to other databases or for longitudinal tracking.

# Croatia

|  |   |  |
|--|---|--|
| <p><span style="color: red;">●</span> No</p> <p><span style="color: green;">●</span> Yes</p> | <p>Red indicates that the variable is not collected or the statement not true, green that it is. If no information was found about any of the points in the overview for the particular country, the points are removed on the page for that country.</p> | <p><span style="color: green;">●</span> Children in formal family-based care</p> <p><span style="color: yellow;">●</span> Children in residential care</p> <p><span style="color: grey;">●</span> Children in other care</p> <p><span style="color: blue;">●</span> Children in alternative care</p> |
|--|---|--|

## Total number of children in alternative care<sup>1</sup>

● All children in alternative care covered



## Headline statistics<sup>2</sup>

|  |       |
|--|-------|
| The rate of children aged 0-17 in alternative care at a specific point in time (per 100,000)   | 505   |
| The rate of children aged 0-17 in residential care at a specific point in time (per 100,000)   | 128   |
| The rate of children aged 0-17 in formal family-based care at a specific point in time (per 100,000)                                       | 313   |
| The percentage of children aged 0-17 in residential care (of the total number of children in alternative care) at a specific point in time | 25.4% |

## Country system

- Decentralised alternative care and data system
- Data on alternative care published
- Is the data system on children in alternative care covered in legislation?
- Is the overarching term, in line with 'alternative care', used in legislation?
- Formal kinship care is a subdivision of foster care

## Data system

- Recent or current reform of data system on children in alternative care
- Data collected per individual child
- Personal identification numbers used
- More than one agency mandated to collect data
- Data collected on quality of care and outcomes

## Variables collected on

|   |   |
|---|---|
| <input type="checkbox"/> Age                        | <input type="checkbox"/> Reason for entry into care |
| <input type="checkbox"/> Sex                        | <input type="checkbox"/> Placement decision maker   |
| <input type="checkbox"/> Unaccompanied minor status | <input type="checkbox"/> Reintegrated with family   |
| <input type="checkbox"/> Statelessness              | <input type="checkbox"/> Adopted                    |
| <input type="checkbox"/> Disability status          | <input type="checkbox"/> Leaving care due to death  |
| <input type="checkbox"/> Parental status            | <input type="checkbox"/> Age on leaving care        |

## Residential care

|   |
|---|
| <input type="checkbox"/> Official maximum number of places in a small group home                          |
| <input type="checkbox"/> Official maximum number of places in largest type of residential care facilities |
| <input type="checkbox"/> Data collected separately for small group homes and large institutions           |
| <input type="checkbox"/> Data collected on length of stay   |
| <input type="checkbox"/> Data collected on number of staff and their qualifications                       |

### Helpful examples

The information system allows for the generation of a statistical overview at any time. It also enables individual analysis in real time for the day of the inquiry or for a specific period for which the data are requested.

### Room for improvement

There is no official size limit or definition of what constitutes a large institution.

Source: The DataCare project, 2021.

### Endnotes

- 1 Contains 'other' alternative care provisions that cannot be definitely said to be residential care or family-based care, or that are not considered alternative care in all countries. Source: <https://mrosp.gov.hr/UserDocsImages/dokumenti/MDOMSP%20dokumenti/Godi%C5%A1nje%20statisti%C4%8Dko%20izvje%C5%A1%C4%87e%20o%20drugim%20pravnim%20osobama%20koje%20obavljaju%20djelatnost%20socijalne%20skrbi%202019..pdf> (accessed August 2021).
- 2 Calculated by the DataCare project team using, where relevant, country-specific population statistics from the UNICEF Data Warehouse. Source: [https://data.unicef.org/resources/data\\_explorer/unicef\\_f?ag=UNICEF&df=DM&ver=1.0&dq=.DM\\_POP\\_U18...&startPeriod=2010&endPeriod=2020](https://data.unicef.org/resources/data_explorer/unicef_f?ag=UNICEF&df=DM&ver=1.0&dq=.DM_POP_U18...&startPeriod=2010&endPeriod=2020).

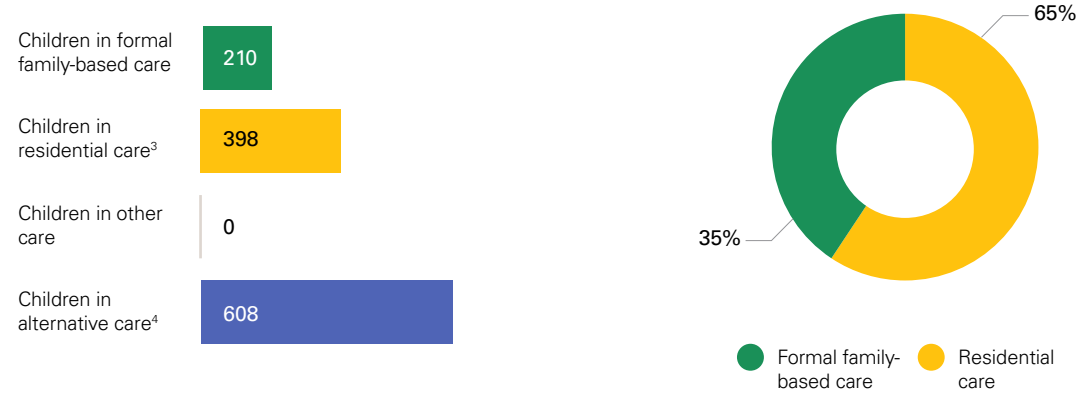


# Cyprus

|  |   |  |
|--|---|--|
| <p><span style="color: red;">●</span> No</p> <p><span style="color: green;">●</span> Yes</p> | <p>Red indicates that the variable is not collected or the statement not true, green that it is. If no information was found about any of the points in the overview for the particular country, the points are removed on the page for that country.</p> | <p><span style="color: green;">●</span> Children in formal family-based care</p> <p><span style="color: yellow;">●</span> Children in residential care</p> <p><span style="color: grey;">●</span> Children in other care</p> <p><span style="color: blue;">●</span> Children in alternative care</p> |
|--|---|--|

## Total number of children in alternative care<sup>1</sup>

● All children in alternative care covered<sup>2</sup>



## Headline statistics<sup>5</sup>

|  |       |
|--|-------|
| The rate of children aged 0-17 in alternative care at a specific point in time (per 100,000)   | 250   |
| The rate of children aged 0-17 in residential care at a specific point in time (per 100,000)   | 164   |
| The rate of children aged 0-17 in formal family-based care at a specific point in time (per 100,000)                                       | 86    |
| The percentage of children aged 0-17 in residential care (of the total number of children in alternative care) at a specific point in time | 65.5% |

| Country system  | Data system  |
|---|--|
| <span style="color: red;">●</span> Decentralised alternative care and data system                                 | <span style="color: red;">●</span> Recent or current reform of data system on children in alternative care |
| <span style="color: green;">●</span> Data on alternative care published   | <span style="color: red;">●</span> Data collected per individual child                                     |
| <span style="color: green;">●</span> Is the data system on children in alternative care covered in legislation?   | <span style="color: red;">●</span> Personal identification numbers used                                    |
| <span style="color: red;">●</span> Is the overarching term, in line with 'alternative care', used in legislation? | <span style="color: green;">●</span> More than one agency mandated to collect data                         |
| <span style="color: green;">●</span> Formal kinship care is a subdivision of foster care                          | <span style="color: red;">●</span> Data collected on quality of care and outcomes                          |

## Variables collected on

|   |   |
|---|---|
| <input type="checkbox"/> Age                        | <input type="checkbox"/> Reason for entry into care |
| <input type="checkbox"/> Sex                        | <input type="checkbox"/> Placement decision maker   |
| <input type="checkbox"/> Unaccompanied minor status | <input type="checkbox"/> Reintegrated with family   |
| <input type="checkbox"/> Statelessness              | <input type="checkbox"/> Adopted                    |
| <input type="checkbox"/> Disability status          | <input type="checkbox"/> Leaving care due to death  |
| <input type="checkbox"/> Parental status            | <input type="checkbox"/> Age on leaving care        |

## Residential care

|   |
|---|
| <input type="checkbox"/> Official maximum number of places in a small group home                          |
| <input type="checkbox"/> Official maximum number of places in largest type of residential care facilities |
| <input type="checkbox"/> Data collected on length of stay   |
| <input type="checkbox"/> Data collected on number of staff and their qualifications                       |

### Helpful examples

There are meetings between departments of the same or different ministries and jurisdictions where data on children in alternative care are discussed in more detail and decisions are taken related to actions, interventions and policies.

### Room for improvement

There is an IT system that connects the five district offices of the Social Welfare Services to the main office in Nicosia where all data are entered for all cases and all types of care. The data entered there are very basic and descriptive and do not include assessment and monitoring information. Most importantly the system is not specific to alternative care.

No standardised collection tools appear to be used for gathering administrative data on children in alternative care.

Source: The DataCare project, 2021.

### Endnotes

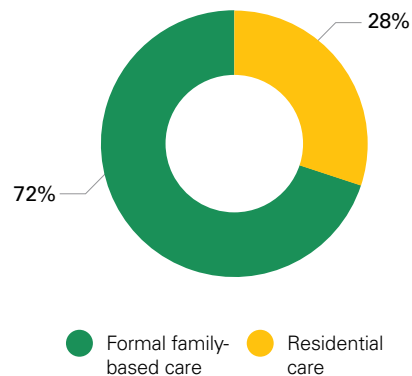
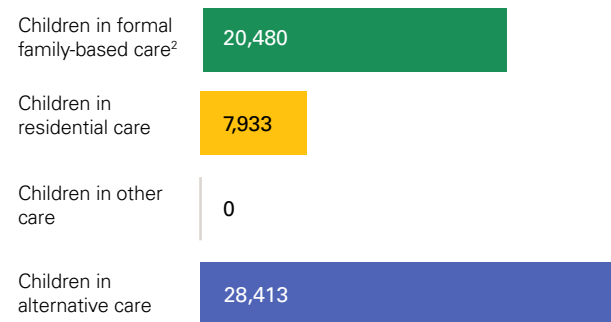
- 1 Data for 31/12/2018. Source: 2018 annual report of Ministry of Labour, Welfare and Social Insurance of Cyprus.
- 2 Not clear because of fragmented data.
- 3 Does not include data on semi-independent living.
- 4 As above.
- 5 Calculated by the DataCare project team using, where relevant, country-specific population statistics from the UNICEF Data Warehouse. Source: [https://data.unicef.org/resources/data\\_explorer/unicef\\_f?ag=UNICEF&df=DM&ver=1.0&dq=.DM\\_POP\\_U18...&startPeriod=2010&endPeriod=2020](https://data.unicef.org/resources/data_explorer/unicef_f?ag=UNICEF&df=DM&ver=1.0&dq=.DM_POP_U18...&startPeriod=2010&endPeriod=2020).

# Czechia

|  |   |  |
|--|---|--|
| <p><span style="color: red;">●</span> No</p> <p><span style="color: green;">●</span> Yes</p> | <p>Red indicates that the variable is not collected or the statement not true, green that it is. If no information was found about any of the points in the overview for the particular country, the points are removed on the page for that country.</p> | <p><span style="color: green;">●</span> Children in formal family-based care</p> <p><span style="color: yellow;">●</span> Children in residential care</p> <p><span style="color: grey;">●</span> Children in other care</p> <p><span style="color: blue;">●</span> Children in alternative care</p> |
|--|---|--|

## Total number of children in alternative care<sup>1</sup>

● All children in alternative care covered



## Headline statistics<sup>3</sup>

|  |       |
|--|-------|
| The rate of children aged 0-17 in alternative care at a specific point in time (per 100,000)   | 1,429 |
| The rate of children aged 0-17 in residential care at a specific point in time (per 100,000)   | 399   |
| The rate of children aged 0-17 in formal family-based care at a specific point in time (per 100,000)                                       | 1,030 |
| The percentage of children aged 0-17 in residential care (of the total number of children in alternative care) at a specific point in time | 27.9% |

## Country system

- Decentralised alternative care and data system
- Data on alternative care published
- Is the data system on children in alternative care covered in legislation?
- Is the overarching term, in line with 'alternative care', used in legislation?
- Formal kinship care is a subdivision of foster care

## Data system

- Recent or current reform of data system on children in alternative care
- Data collected per individual child
- Personal identification numbers used
- More than one agency mandated to collect data
- Data collected on quality of care and outcomes

## Variables collected on

|  |  |
|--|--|
| <input type="radio"/> Age                        | <input type="radio"/> Reason for entry into care |
| <input type="radio"/> Sex                        | <input type="radio"/> Placement decision maker   |
| <input type="radio"/> Unaccompanied minor status | <input type="radio"/> Reintegrated with family   |
| <input type="radio"/> Statelessness              | <input type="radio"/> Adopted                    |
| <input type="radio"/> Disability status          | <input type="radio"/> Leaving care due to death  |
| <input type="radio"/> Parental status            | <input type="radio"/> Age on leaving care        |

## Residential care

|  |
|--|
| <input type="radio"/> Official maximum number of places in a small group home                          |
| <input type="radio"/> Official maximum number of places in largest type of residential care facilities |
| <input type="radio"/> Data collected separately for small group homes and large institutions           |
| <input type="radio"/> Data collected on length of stay   |
| <input type="radio"/> Data collected on number of staff and their qualifications                       |

### Helpful examples

The scope of the data monitored and the possibility for longitudinal tracking are strengths of the system.

### Room for improvement

Lack of transparency of the evaluation procedures. Both the intended audience of the system and people working with it have difficulties understanding the monitoring results.

Lack of digitisation of public administration and the possibility of linking data components.

Source: The DataCare project, 2021.

### Endnotes

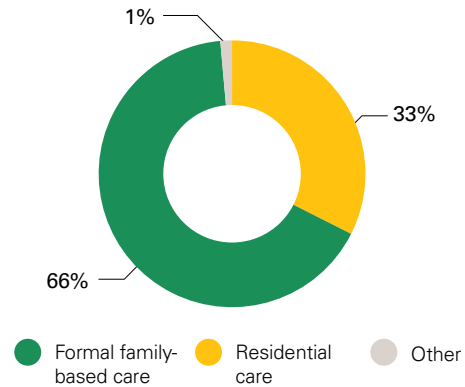
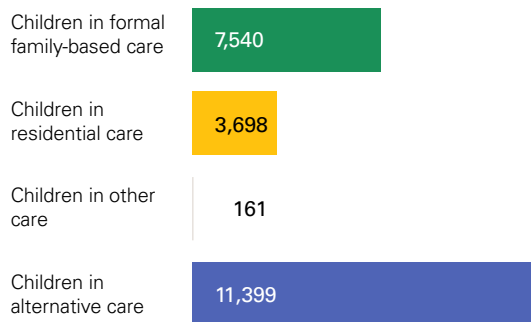
- 1 Data for 31/12/2020. Sources: data on formal family-based care, and for facilities for children requiring immediate assistance from V 20-01 Annual report on the performance of social and legal protection of children; data on residential care from Report Z 14-01 Report on facilities for the performance of institutional protective education; data on residential care for children under 3 from Report A (MZ) 1-01 Annual report on the activities of ZZ – Children’s home for children under 3 years, children’s centers; data on residential care for children with learning disabilities from the reports of civil society social services.
- 2 Does not include data on pre-adoptive foster care.
- 3 Calculated by the DataCare project team using, where relevant, country-specific population statistics from the UNICEF Data Warehouse. Source: [https://data.unicef.org/resources/data\\_explorer/unicef\\_f?ag=UNICEF&df=DM&ver=1.0&dq=.DM\\_POP\\_U18...&startPeriod=2010&endPeriod=2020](https://data.unicef.org/resources/data_explorer/unicef_f?ag=UNICEF&df=DM&ver=1.0&dq=.DM_POP_U18...&startPeriod=2010&endPeriod=2020).

# Denmark

|  |   |  |
|--|---|--|
| <p><span style="color: red;">●</span> No</p> <p><span style="color: green;">●</span> Yes</p> | <p>Red indicates that the variable is not collected or the statement not true, green that it is. If no information was found about any of the points in the overview for the particular country, the points are removed on the page for that country.</p> | <p><span style="color: green;">●</span> Children in formal family-based care</p> <p><span style="color: yellow;">●</span> Children in residential care</p> <p><span style="color: grey;">●</span> Children in other care</p> <p><span style="color: blue;">●</span> Children in alternative care</p> |
|--|---|--|

## Total number of children in alternative care<sup>1</sup>

● All children in alternative care covered



## Headline statistics<sup>2</sup>

|  |       |
|--|-------|
| The rate of children aged 0-17 in alternative care at a specific point in time (per 100,000)   | 982   |
| The rate of children aged 0-17 in residential care at a specific point in time (per 100,000)   | 319   |
| The rate of children aged 0-17 in formal family-based care at a specific point in time (per 100,000)                                       | 650   |
| The percentage of children aged 0-17 in residential care (of the total number of children in alternative care) at a specific point in time | 32.4% |

## Country system

- Decentralised alternative care and data system
- Data on alternative care published
- Is the data system on children in alternative care covered in legislation?
- Is the overarching term, in line with 'alternative care', used in legislation?
- Formal kinship care is a subdivision of foster care

## Data system

- Recent or current reform of data system on children in alternative care
- Data collected per individual child
- Personal identification numbers used
- More than one agency mandated to collect data
- Data collected on quality of care and outcomes

## Variables collected on

|   |   |
|---|---|
| <input checked="" type="radio"/> Age                        | <input checked="" type="radio"/> Reason for entry into care |
| <input checked="" type="radio"/> Sex                        | <input checked="" type="radio"/> Placement decision maker   |
| <input checked="" type="radio"/> Unaccompanied minor status | <input checked="" type="radio"/> Reintegrated with family   |
| <input type="radio"/> Statelessness                         | <input type="radio"/> Adopted                               |
| <input type="radio"/> Disability status                     | <input type="radio"/> Leaving care due to death             |
| <input type="radio"/> Parental status                       | <input checked="" type="radio"/> Age on leaving care        |

## Residential care

|   |
|---|
| <input type="radio"/> Official maximum number of places in a small group home                           |
| <input type="radio"/> Official maximum number of places in largest type of residential care facilities  |
| <input type="radio"/> Data collected on length of stay  |
| <input type="radio"/> Data collected on number of staff and their qualifications                        |
| <input checked="" type="radio"/> All forms of residential child care are recognised as alternative care |

### Helpful examples

The strength of the current system is that it is based on data at individual level. The personal ID-number gives the possibility to link the information on alternative care with all other databases.

Very detailed legislation on what data have to be collected on children in alternative care.

### Room for improvement

The data do not provide insight into exactly where the children are in care, or only in broad terms.

Lack of data on the quality of the specific units of care.

Source: The DataCare project, 2021.

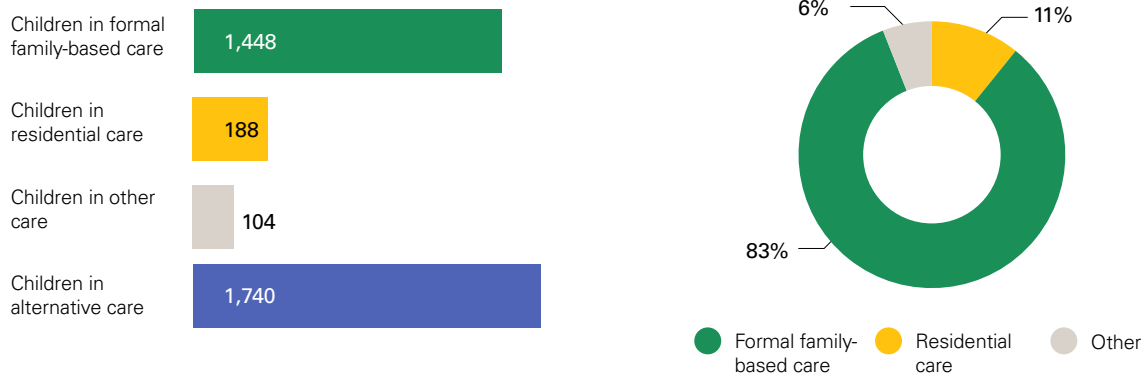
### Endnotes

- 1 Contains 'other' alternative care provisions that cannot be definitely said to be residential care or family-based care, or that are not considered alternative care in all countries. Source: <https://www.dst.dk/da/Statistik/nyt/NytHtml?cid=30567> (accessed August 2021).
- 2 Calculated by the DataCare project team using, where relevant, country-specific population statistics from the UNICEF Data Warehouse. Source: [https://data.unicef.org/resources/data\\_explorer/unicef\\_f?ag=UNICEF&df=DM&ver=1.0&dq=.DM\\_POP\\_U18...&startPeriod=2010&endPeriod=2020](https://data.unicef.org/resources/data_explorer/unicef_f?ag=UNICEF&df=DM&ver=1.0&dq=.DM_POP_U18...&startPeriod=2010&endPeriod=2020).

# Estonia<sup>1</sup>

|  |   |  |
|--|---|--|
| <p><span style="color: red;">●</span> No</p> <p><span style="color: green;">●</span> Yes</p> | <p>Red indicates that the variable is not collected or the statement not true, green that it is. If no information was found about any of the points in the overview for the particular country, the points are removed on the page for that country.</p> | <p><span style="color: green;">●</span> Children in formal family-based care</p> <p><span style="color: yellow;">●</span> Children in residential care</p> <p><span style="color: grey;">●</span> Children in other care</p> <p><span style="color: blue;">●</span> Children in alternative care</p> |
|--|---|--|

## Total number of children in alternative care<sup>2</sup>



## Headline statistics<sup>3</sup>

|  |       |
|--|-------|
| The rate of children aged 0-17 in alternative care at a specific point in time (per 100,000)   | 680   |
| The rate of children aged 0-17 in residential care at a specific point in time (per 100,000)   | 74    |
| The rate of children aged 0-17 in formal family-based care at a specific point in time (per 100,000)                                       | 566   |
| The percentage of children aged 0-17 in residential care (of the total number of children in alternative care) at a specific point in time | 10.8% |









## Country system

- Decentralised alternative care and data system
- Data on alternative care published
- Is the data system on children in alternative care covered in legislation?
- Is the overarching term, in line with 'alternative care', used in legislation?

## Data system

- Recent or current reform of data system on children in alternative care
- More than one agency mandated to collect data

## Variables collected on

|  |   |
|--|---|
|  Age                        |  Placement decision maker  |
|  Sex                        |  Reintegrated with family  |
|  Unaccompanied minor status |  Adopted                   |
|  Reason for entry into care |  Leaving care due to death |

## Helpful examples

The social work registration database, used since 2016, is connected to several other databases related to child protection issues. These databases include social protection information, the population register, education information, the court register, the criminal records database, and health statistics.

## Room for improvement

Only some aggregated data are made available to the public and policy-makers.

According to the report prepared by the Estonian Union for Child Welfare (2015), statistics collected on children separated from their family do not include information about the background of the families.

Source: The DataCare project, 2021.

## Endnotes

- 1 Information gathered from Lerch, Véronique and Anna Nordenmark Severinsson, Feasibility Study for a Child Guarantee: Target Group Discussion Paper on Children in Alternative Care, European Commission Directorate-General for Employment, Social Affairs and Inclusion, Brussels, 2019, and the national statistical database.
- 2 Contains 'other' alternative care provisions that cannot be definitely said to be residential care or family-based care, or that are not considered alternative care in all countries. Source: [https://andmed.stat.ee/en/stat/sotsiaalelu\\_\\_sotsiaalne-kaitse\\_\\_sotsiaalabi\\_\\_vanemliku-hoolitsuseta-lapsed/SK031](https://andmed.stat.ee/en/stat/sotsiaalelu__sotsiaalne-kaitse__sotsiaalabi__vanemliku-hoolitsuseta-lapsed/SK031) (accessed August 2021).
- 3 Calculated by the DataCare project team using, where relevant, country-specific population statistics from the UNICEF Data Warehouse. Source: [https://data.unicef.org/resources/data\\_explorer/unicef\\_f?ag=UNICEF&df=DM&ver=1.0&dq=.DM\\_POP\\_U18..&startPeriod=2010&endPeriod=2020](https://data.unicef.org/resources/data_explorer/unicef_f?ag=UNICEF&df=DM&ver=1.0&dq=.DM_POP_U18..&startPeriod=2010&endPeriod=2020).

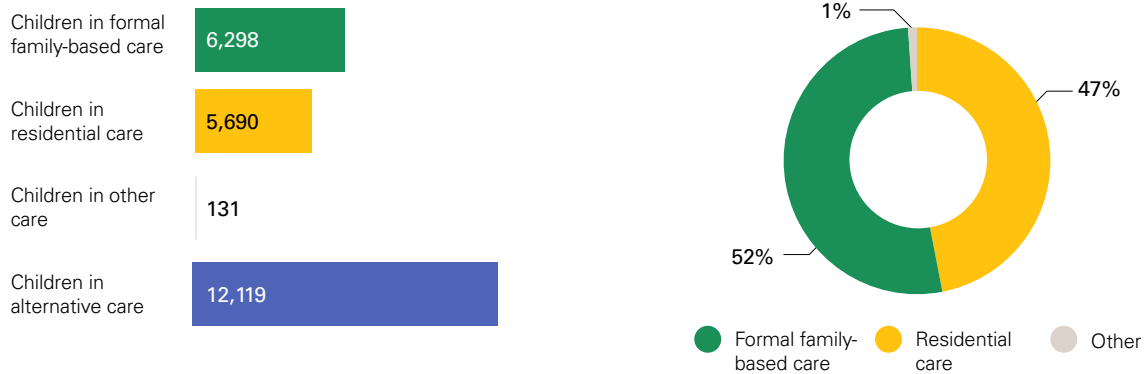


# Finland

|  |   |  |
|--|---|--|
| <p><span style="color: red;">●</span> No</p> <p><span style="color: green;">●</span> Yes</p> | <p>Red indicates that the variable is not collected or the statement not true, green that it is. If no information was found about any of the points in the overview for the particular country, the points are removed on the page for that country.</p> | <p><span style="color: green;">●</span> Children in formal family-based care</p> <p><span style="color: yellow;">●</span> Children in residential care</p> <p><span style="color: grey;">●</span> Children in other care</p> <p><span style="color: blue;">●</span> Children in alternative care</p> |
|--|---|--|

## Total number of children in alternative care<sup>1</sup>

|  |  |
|--|--|
| <p><span style="color: red;">●</span> All children in alternative care covered</p> | <p><span style="color: red;">●</span> Groups of children excluded: Children with disabilities and unaccompanied minors</p> |
|--|--|



## Headline statistics<sup>2</sup>

|  |       |
|--|-------|
| The rate of children aged 0-17 in alternative care at a specific point in time (per 100,000)   | 1,141 |
| The rate of children aged 0-17 in residential care at a specific point in time (per 100,000)   | 536   |
| The rate of children aged 0-17 in formal family-based care at a specific point in time (per 100,000)                                       | 593   |
| The percentage of children aged 0-17 in residential care (of the total number of children in alternative care) at a specific point in time | 47%   |

## Country system

- Decentralised alternative care and data system
- Data on alternative care published
- Is the data system on children in alternative care covered in legislation?
- Is the overarching term, in line with 'alternative care', used in legislation?
- Formal kinship care is a subdivision of foster care

## Data system

- Recent or current reform of data system on children in alternative care
- Data collected per individual child
- Personal identification numbers used
- More than one agency mandated to collect data
- Data collected on quality of care and outcomes

### Variables collected on

|   |   |
|---|---|
| <input type="checkbox"/> Age                        | <input type="checkbox"/> Reason for entry into care |
| <input type="checkbox"/> Sex                        | <input type="checkbox"/> Placement decision maker   |
| <input type="checkbox"/> Unaccompanied minor status | <input type="checkbox"/> Reintegrated with family   |
| <input type="checkbox"/> Statelessness              | <input type="checkbox"/> Adopted                    |
| <input type="checkbox"/> Disability status          | <input type="checkbox"/> Leaving care due to death  |
| <input type="checkbox"/> Parental status            | <input type="checkbox"/> Age on leaving care        |

### Residential care

|   |
|---|
| <input type="checkbox"/> Official maximum number of places in a small group home: 7                       |
| <input type="checkbox"/> Official maximum number of places in largest type of residential care facilities |
| <input type="checkbox"/> Data collected separately for small group homes and large institutions           |
| <input type="checkbox"/> Data collected on length of stay   |
| <input type="checkbox"/> Data collected on number of staff and their qualifications                       |

### Room for improvement

The data collected are insufficient. For example, data on the reason for entering alternative care are not gathered.

Source: The DataCare project, 2021.

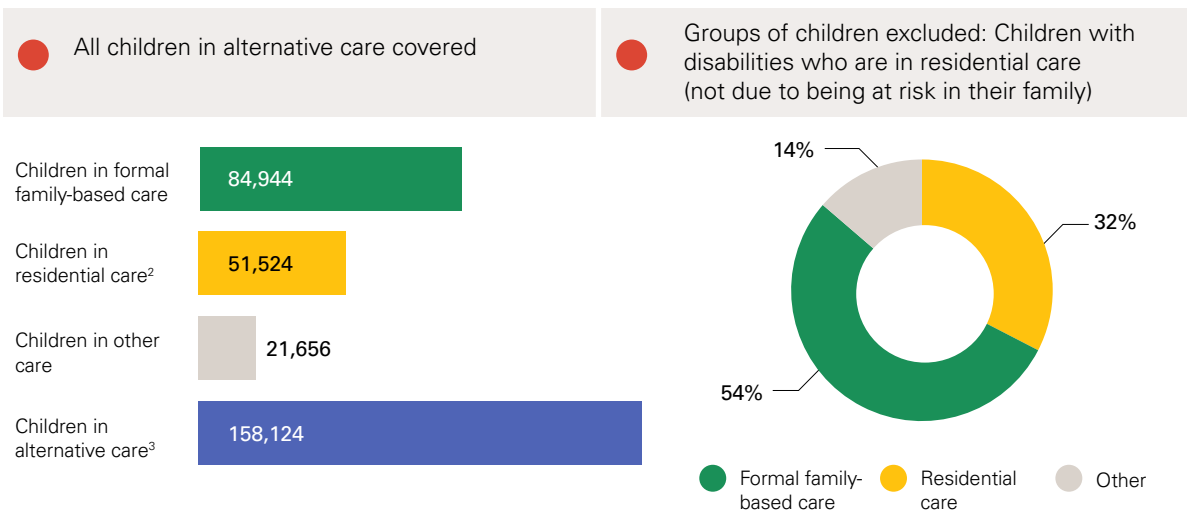
### Endnotes

- 1 Contains 'other' alternative care provisions that cannot be definitely said to be residential care or family-based care, or that are not considered alternative care in all countries. Source: Official Statistics Finland – Finnish Institute for health and welfare.
- 2 Calculated by the DataCare project team using, where relevant, country-specific population statistics from the UNICEF Data Warehouse. Source: [https://data.unicef.org/resources/data\\_explorer/unicef\\_f?ag=UNICEF&df=DM&ver=1.0&dq=.DM\\_POP\\_U18...&startPeriod=2010&endPeriod=2020](https://data.unicef.org/resources/data_explorer/unicef_f?ag=UNICEF&df=DM&ver=1.0&dq=.DM_POP_U18...&startPeriod=2010&endPeriod=2020).

# France

|  |   |  |
|--|---|--|
| <p><span style="color: red;">●</span> No</p> <p><span style="color: green;">●</span> Yes</p> | <p>Red indicates that the variable is not collected or the statement not true, green that it is. If no information was found about any of the points in the overview for the particular country, the points are removed on the page for that country.</p> | <p><span style="color: green;">●</span> Children in formal family-based care</p> <p><span style="color: yellow;">●</span> Children in residential care</p> <p><span style="color: grey;">●</span> Children in other care</p> <p><span style="color: blue;">●</span> Children in alternative care</p> |
|--|---|--|

## Total number of children in alternative care<sup>1</sup>



## Headline statistics<sup>4</sup>

|  |       |
|--|-------|
| The rate of children aged 0-17 in alternative care at a specific point in time (per 100,000)   | 1,124 |
| The rate of children aged 0-17 in residential care at a specific point in time (per 100,000)   | 366   |
| The rate of children aged 0-17 in formal family-based care at a specific point in time (per 100,000)                                       | 604   |
| The percentage of children aged 0-17 in residential care (of the total number of children in alternative care) at a specific point in time | 32.6% |

## Country system

- Decentralised alternative care and data system
- Data on alternative care published
- Is the data system on children in alternative care covered in legislation?
- Is the overarching term, in line with 'alternative care', used in legislation?
- Formal kinship care is a subdivision of foster care

## Data system

- Recent or current reform of data system on children in alternative care
- Data collected per individual child
- Personal identification numbers used
- More than one agency mandated to collect data
- Data collected on quality of care and outcomes

## Variables collected on

|  |   |
|--|---|
| <input type="radio"/> Age                            | <input type="radio"/> Reason for entry into care <sup>5</sup> |
| <input type="radio"/> Sex                            | <input type="radio"/> Placement decision maker                |
| <input type="radio"/> Unaccompanied minor status     | <input type="radio"/> Reintegrated with family                |
| <input type="radio"/> Statelessness                  | <input type="radio"/> Adopted                                 |
| <input type="radio"/> Disability status <sup>6</sup> | <input type="radio"/> Leaving care due to death               |
| <input type="radio"/> Parental status                | <input type="radio"/> Age on leaving care                     |

## Residential care

|  |
|--|
| <input type="radio"/> Official maximum number of places in a small group home                          |
| <input type="radio"/> Official maximum number of places in largest type of residential care facilities |
| <input type="radio"/> Data collected separately for small group homes and large institutions           |
| <input type="radio"/> Data collected on length of stay   |
| <input type="radio"/> Data collected on number of staff and their qualifications                       |
| <input type="radio"/> All forms of residential child care are recognised as alternative care           |

## Room for improvement

Public data do not distinguish between 0-17 year olds and 18-20 year olds.  
Separate data on children aged 0-17 had to be requested.

Source: The DataCare project, 2021.

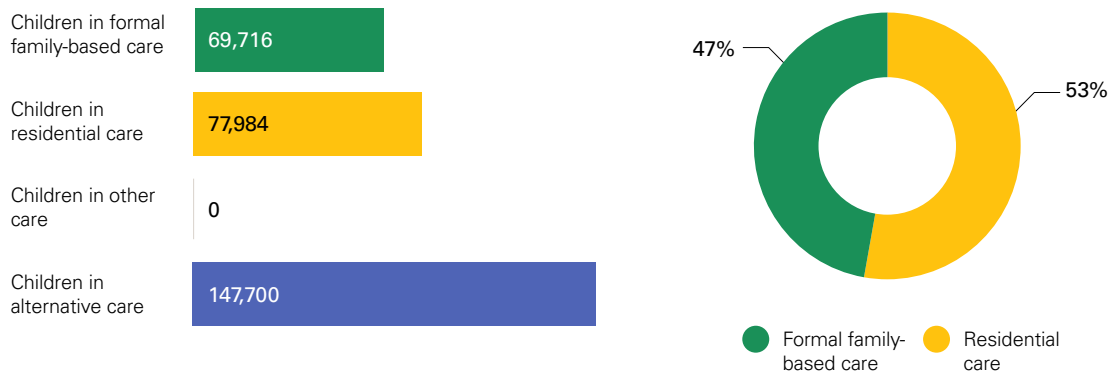
### Endnotes

- 1 Contains 'other' alternative care provisions that cannot be definitely said to be residential care or family-based care, or that are not considered alternative care in all countries. Data for 31/12/2017. Data provided on request by the Direction de la recherche, des études, de l'évaluation et des statistiques.
- 2 Does not include data on children with disabilities who are in residential care and who are not at risk in their family.
- 3 Data from several sources containing both overlaps and gaps.
- 4 Calculated by the DataCare project team using, where relevant, country-specific population statistics from the UNICEF Data Warehouse. Source: [https://data.unicef.org/resources/data\\_explorer/unicef\\_f?ag=UNICEF&df=DM&ver=1.0&dq=.DM\\_POP\\_U18...&startPeriod=2010&endPeriod=2020](https://data.unicef.org/resources/data_explorer/unicef_f?ag=UNICEF&df=DM&ver=1.0&dq=.DM_POP_U18...&startPeriod=2010&endPeriod=2020).
- 5 Only present in the Enquête Aide Social. Volet les Bénéficiaires de l'Aide Social à l'Enfance.
- 6 As above.

# Germany

|  |   |  |
|--|---|--|
| <p><span style="color: red;">●</span> No</p> <p><span style="color: green;">●</span> Yes</p> | <p>Red indicates that the variable is not collected or the statement not true, green that it is. If no information was found about any of the points in the overview for the particular country, the points are removed on the page for that country.</p> | <p><span style="color: green;">●</span> Children in formal family-based care</p> <p><span style="color: yellow;">●</span> Children in residential care</p> <p><span style="color: grey;">●</span> Children in other care</p> <p><span style="color: blue;">●</span> Children in alternative care</p> |
|--|---|--|

## Total number of children in alternative care<sup>1</sup>



## Headline statistics<sup>2</sup>

|  |       |
|--|-------|
| The rate of children aged 0-17 in alternative care at a specific point in time (per 100,000)   | 1,080 |
| The rate of children aged 0-17 in residential care at a specific point in time (per 100,000)   | 570   |
| The rate of children aged 0-17 in formal family-based care at a specific point in time (per 100,000)                                       | 510   |
| The percentage of children aged 0-17 in residential care (of the total number of children in alternative care) at a specific point in time | 52.8% |

## Country system

- Decentralised alternative care and data system
- Data on alternative care published
- Is the data system on children in alternative care covered in legislation?
- Is the overarching term, in line with 'alternative care', used in legislation?
- Formal kinship care is a subdivision of foster care

## Data system

- Recent or current reform of data system on children in alternative care
- Data collected per individual child
- Personal identification numbers used

---

### Variables collected on

---

|   |   |
|---|---|
| <input type="checkbox"/> Age                        | <input type="checkbox"/> Reason for entry into care |
| <input type="checkbox"/> Sex                        | <input type="checkbox"/> Placement decision maker   |
| <input type="checkbox"/> Unaccompanied minor status | <input type="checkbox"/> Reintegrated with family   |
| <input type="checkbox"/> Statelessness              | <input type="checkbox"/> Adopted                    |
| <input type="checkbox"/> Disability status          | <input type="checkbox"/> Leaving care due to death  |
| <input type="checkbox"/> Parental status            | <input type="checkbox"/> Age on leaving care        |

---

### Residential care

---

|   |
|---|
| <input type="checkbox"/> Official maximum number of places in a small group home                          |
| <input type="checkbox"/> Official maximum number of places in largest type of residential care facilities |
| <input type="checkbox"/> Data collected on length of stay   |
| <input type="checkbox"/> Data collected on number of staff and their qualifications                       |

---

Source: The DataCare project, 2021.

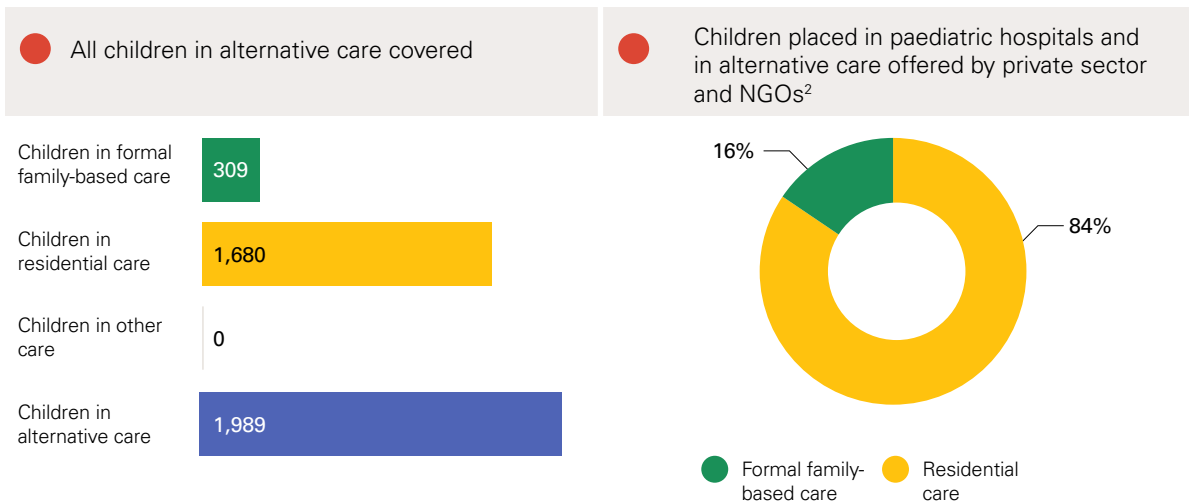
### Endnotes

- 1 Source: website of Statistisches Bundesamt.
- 2 Calculated by the DataCare project team using, where relevant, country-specific population statistics from the UNICEF Data Warehouse. Source: [https://data.unicef.org/resources/data\\_explorer/unicef\\_f?ag=UNICEF&df=DM&ver=1.0&dq=.DM\\_POP\\_U18...&startPeriod=2010&endPeriod=2020](https://data.unicef.org/resources/data_explorer/unicef_f?ag=UNICEF&df=DM&ver=1.0&dq=.DM_POP_U18...&startPeriod=2010&endPeriod=2020).

# Greece

|  |   |  |
|--|---|--|
| <p><span style="color: red;">●</span> No</p> <p><span style="color: green;">●</span> Yes</p> | <p>Red indicates that the variable is not collected or the statement not true, green that it is. If no information was found about any of the points in the overview for the particular country, the points are removed on the page for that country.</p> | <p><span style="color: green;">●</span> Children in formal family-based care</p> <p><span style="color: yellow;">●</span> Children in residential care</p> <p><span style="color: grey;">●</span> Children in other care</p> <p><span style="color: blue;">●</span> Children in alternative care</p> |
|--|---|--|

## Total number of children in alternative care<sup>1</sup>



## Headline statistics<sup>3</sup>

|  |       |
|--|-------|
| The rate of children aged 0-17 in alternative care at a specific point in time (per 100,000)   | 114   |
| The rate of children aged 0-17 in residential care at a specific point in time (per 100,000)   | 96    |
| The rate of children aged 0-17 in formal family-based care at a specific point in time (per 100,000)                                       | 18    |
| The percentage of children aged 0-17 in residential care (of the total number of children in alternative care) at a specific point in time | 84.5% |

## Country system

- Decentralised alternative care and data system
- Data on alternative care published
- Is the data system on children in alternative care covered in legislation?
- Is the overarching term, in line with 'alternative care', used in legislation?
- Formal kinship care is a subdivision of foster care

## Data system

- Recent or current reform of data system on children in alternative care
- Data collected per individual child
- Personal identification numbers used
- More than one agency mandated to collect data
- Data collected on quality of care and outcomes

## Variables collected on

|   |   |
|---|---|
| <input type="checkbox"/> Age                        | <input type="checkbox"/> Reason for entry into care |
| <input type="checkbox"/> Sex                        | <input type="checkbox"/> Placement decision maker   |
| <input type="checkbox"/> Unaccompanied minor status | <input type="checkbox"/> Reintegrated with family   |
| <input type="checkbox"/> Statelessness              | <input type="checkbox"/> Adopted                    |
| <input type="checkbox"/> Disability status          | <input type="checkbox"/> Leaving care due to death  |
| <input type="checkbox"/> Parental status            | <input type="checkbox"/> Age on leaving care        |

## Residential care

|   |
|---|
| <input type="checkbox"/> Official maximum number of places in a small group home                          |
| <input type="checkbox"/> Official maximum number of places in largest type of residential care facilities |
| <input type="checkbox"/> Data collected separately for small group homes and large institutions           |
| <input type="checkbox"/> Data collected on length of stay   |
| <input type="checkbox"/> Data collected on number of staff and their qualifications                       |

### Helpful examples

Since the start of the deinstitutionalisation programme in 2018 both the alternative care system and its data system have reformed significantly. More data are being collected on children in alternative care in a systematic way. This brings greater transparency to the situation of children in alternative care.

### Room for improvement

It is very difficult to find data and gain a global picture on the alternative care for children in Greece, both in the public and private sector.

Source: The DataCare project, 2021.

### Endnotes

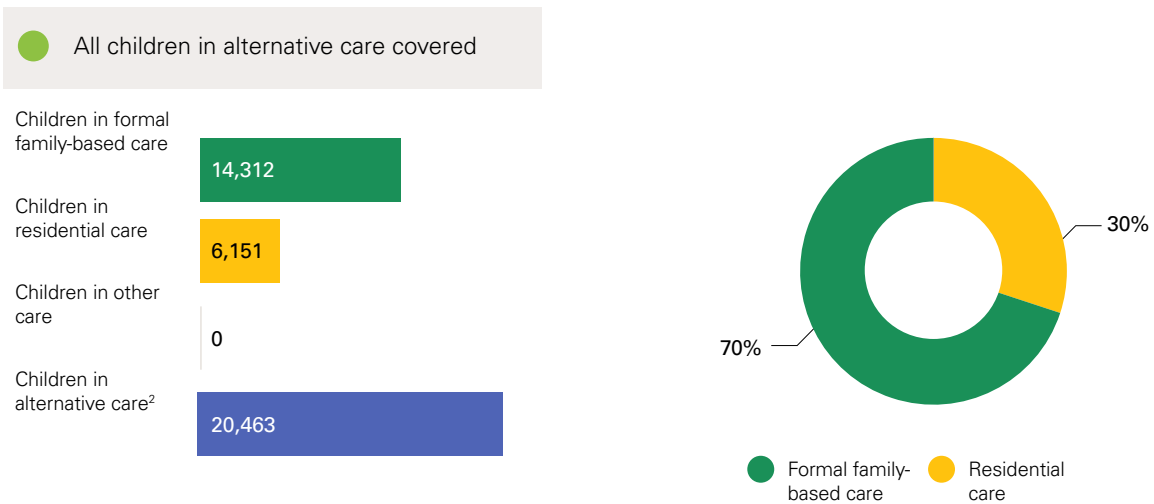
- 1 Data for 2020, provided on request by Greek Statistical authority (Ελληνική Στατιστική Αρχή).
- 2 The National Statistical Office has indicated that this has been changed very recently.
- 3 Calculated by the DataCare project team using, where relevant, country-specific population statistics from the UNICEF Data Warehouse. Source [https://data.unicef.org/resources/data\\_explorer/unicef\\_f?ag=UNICEF&df=DM&ver=1.0&dq=.DM\\_POP\\_U18...&startPeriod=2010&endPeriod=2020](https://data.unicef.org/resources/data_explorer/unicef_f?ag=UNICEF&df=DM&ver=1.0&dq=.DM_POP_U18...&startPeriod=2010&endPeriod=2020).



# Hungary

|  |   |  |
|--|---|--|
| <p><span style="color: red;">●</span> No</p> <p><span style="color: green;">●</span> Yes</p> | <p>Red indicates that the variable is not collected or the statement not true, green that it is. If no information was found about any of the points in the overview for the particular country, the points are removed on the page for that country.</p> | <p><span style="color: green;">●</span> Children in formal family-based care</p> <p><span style="color: yellow;">●</span> Children in residential care</p> <p><span style="color: grey;">●</span> Children in other care</p> <p><span style="color: blue;">●</span> Children in alternative care</p> |
|--|---|--|

## Total number of children in alternative care<sup>1</sup>



## Headline statistics<sup>3</sup>

|  |        |
|--|--------|
| The rate of children aged 0-17 in alternative care at a specific point in time (per 100,000)   | 1,212  |
| The rate of children aged 0-17 in residential care at a specific point in time (per 100,000)   | 364    |
| The rate of children aged 0-17 in formal family-based care at a specific point in time (per 100,000)                                       | 848    |
| The percentage of children aged 0-17 in residential care (of the total number of children in alternative care) at a specific point in time | 30.1 % |

## Country system

- Decentralised alternative care and data system
- Data on alternative care published
- Is the data system on children in alternative care covered in legislation?
- Is the overarching term, in line with 'alternative care', used in legislation?
- Formal kinship care is a subdivision of foster care

## Data system

- Recent or current reform of data system on children in alternative care
- Data collected per individual child
- Personal identification numbers used
- More than one agency mandated to collect data
- Data collected on quality of care and outcomes

## Variables collected on

|  |  |
|--|--|
| <input type="radio"/> Age                        | <input type="radio"/> Reason for entry into care |
| <input type="radio"/> Sex                        | <input type="radio"/> Placement decision maker   |
| <input type="radio"/> Unaccompanied minor status | <input type="radio"/> Reintegrated with family   |
| <input type="radio"/> Statelessness              | <input type="radio"/> Adopted                    |
| <input type="radio"/> Disability status          | <input type="radio"/> Leaving care due to death  |
| <input type="radio"/> Parental status            | <input type="radio"/> Age on leaving care        |

## Residential care

- Official maximum number of places in a small group home: 12
- Official maximum number of places in largest type of residential care facilities: 48
- Data collected separately for small group homes and large institutions
- Data collected on length of stay
- Data collected on number of staff and their qualifications
- All forms of residential child care are recognised as alternative care

### Helpful examples

In 2020, the Treasury Department started preparations to develop a fully digitalized and real-time database for child-related social welfare and child protection services.

### Room for improvement

Statistical reporting is facilities-centred rather than child-centred.

The 1997 Act on Child Protection shows a more holistic approach to child welfare and protection than the data collection achieves in practice.

Source: The DataCare project, 2021.

### Endnotes

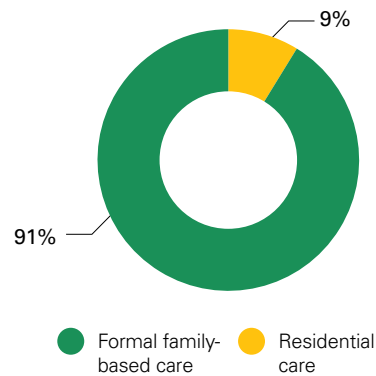
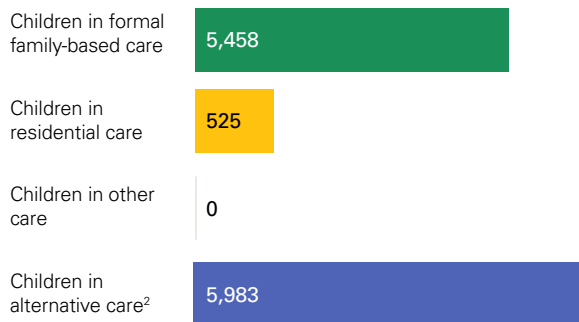
- 1 Data provided on request by the Hungarian Central Statistical Office.
- 2 Does not include data on transitional care.
- 3 Calculated by the DataCare project team using, where relevant, country-specific population statistics from the UNICEF Data Warehouse. Source: [https://data.unicef.org/resources/data\\_explorer/unicef\\_f?ag=UNICEF&df=DM&ver=1.0&dq=.DM\\_POP\\_U18...&startPeriod=2010&endPeriod=2020](https://data.unicef.org/resources/data_explorer/unicef_f?ag=UNICEF&df=DM&ver=1.0&dq=.DM_POP_U18...&startPeriod=2010&endPeriod=2020).

# Ireland

|  |   |  |
|--|---|--|
| <p><span style="color: red;">●</span> No</p> <p><span style="color: green;">●</span> Yes</p> | <p>Red indicates that the variable is not collected or the statement not true, green that it is. If no information was found about any of the points in the overview for the particular country, the points are removed on the page for that country.</p> | <p><span style="color: green;">●</span> Children in formal family-based care</p> <p><span style="color: yellow;">●</span> Children in residential care</p> <p><span style="color: grey;">●</span> Children in other care</p> <p><span style="color: blue;">●</span> Children in alternative care</p> |
|--|---|--|

## Total number of children in alternative care<sup>1</sup>

|  |   |
|--|---|
| <p><span style="color: red;">●</span> All children in alternative care covered</p> | <p><span style="color: red;">●</span> Groups of children excluded: Children with disabilities</p> |
|--|---|



## Headline statistics<sup>3</sup>

|  |      |
|--|------|
| The rate of children aged 0-17 in alternative care at a specific point in time (per 100,000)   | 491  |
| The rate of children aged 0-17 in residential care at a specific point in time (per 100,000)   | 43   |
| The rate of children aged 0-17 in formal family-based care at a specific point in time (per 100,000)                                       | 448  |
| The percentage of children aged 0-17 in residential care (of the total number of children in alternative care) at a specific point in time | 8.8% |

## Country system

- Decentralised alternative care and data system
- Data on alternative care published
- Is the data system on children in alternative care covered in legislation?
- Is the overarching term, in line with 'alternative care', used in legislation?
- Formal kinship care is a subdivision of foster care

## Data system

- Recent or current reform of data system on children in alternative care
- Data collected per individual child
- Personal identification numbers used
- More than one agency mandated to collect data
- Data collected on quality of care and outcomes

## Variables collected on

|   |   |
|---|---|
| <input type="checkbox"/> Age                        | <input type="checkbox"/> Reason for entry into care |
| <input type="checkbox"/> Sex                        | <input type="checkbox"/> Placement decision maker   |
| <input type="checkbox"/> Unaccompanied minor status | <input type="checkbox"/> Reintegrated with family   |
| <input type="checkbox"/> Statelessness              | <input type="checkbox"/> Adopted                    |
| <input type="checkbox"/> Disability status          | <input type="checkbox"/> Leaving care due to death  |
| <input type="checkbox"/> Parental status            | <input type="checkbox"/> Age on leaving care        |

## Residential care

|   |
|---|
| <input type="checkbox"/> Official maximum number of places in a small group home                          |
| <input type="checkbox"/> Official maximum number of places in largest type of residential care facilities |
| <input type="checkbox"/> Data collected on length of stay   |
| <input type="checkbox"/> Data collected on number of staff and their qualifications                       |
| <input type="checkbox"/> All forms of residential child care are recognised as alternative care           |

### Helpful examples

Significant improvements have been made to the quality and timeliness of the publicly available data on child protection and alternative care since the establishment of Tusla in 2014. The creation of the Data Hub site enables the user to access, analyse and share information.

### Room for improvement

One issue of note is that parliamentary questions often seek data that are publicly available on Tusla's website, which indicates that more could be done to raise awareness of these data sources to politicians and other stakeholders.

Source: The DataCare project, 2021.

### Endnotes

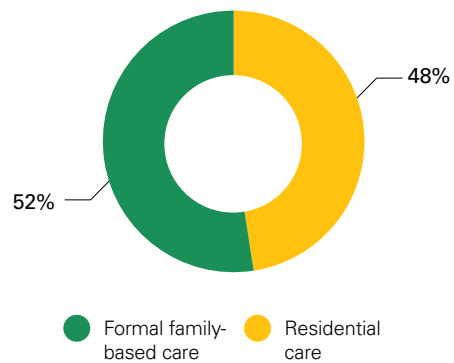
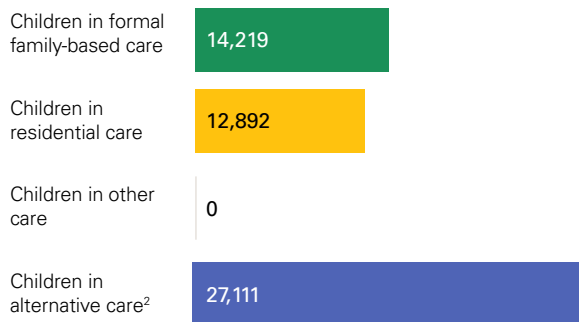
- 1 Data provided on request by Tusla- Child and Family Agency.
- 2 Does not include data in a disability care setting or accommodation for homeless children.
- 3 Calculated by the DataCare project team using, where relevant, country-specific population statistics from the UNICEF Data Warehouse. Source: [https://data.unicef.org/resources/data\\_explorer/unicef\\_f?ag=UNICEF&df=DM&ver=1.0&dq=.DM\\_POP\\_U18...&startPeriod=2010&endPeriod=2020](https://data.unicef.org/resources/data_explorer/unicef_f?ag=UNICEF&df=DM&ver=1.0&dq=.DM_POP_U18...&startPeriod=2010&endPeriod=2020).

# Italy

|  |   |  |
|--|---|--|
| <p><span style="color: red;">●</span> No</p> <p><span style="color: green;">●</span> Yes</p> | <p>Red indicates that the variable is not collected or the statement not true, green that it is. If no information was found about any of the points in the overview for the particular country, the points are removed on the page for that country.</p> | <p><span style="color: green;">●</span> Children in formal family-based care</p> <p><span style="color: yellow;">●</span> Children in residential care</p> <p><span style="color: grey;">●</span> Children in other care</p> <p><span style="color: blue;">●</span> Children in alternative care</p> |
|--|---|--|

## Total number of children in alternative care<sup>1</sup>

● All children in alternative care covered



## Headline statistics<sup>3</sup>

|  |       |
|--|-------|
| The rate of children aged 0-17 in alternative care at a specific point in time (per 100,000)   | 274   |
| The rate of children aged 0-17 in residential care at a specific point in time (per 100,000)   | 130   |
| The rate of children aged 0-17 in formal family-based care at a specific point in time (per 100,000)                                       | 144   |
| The percentage of children aged 0-17 in residential care (of the total number of children in alternative care) at a specific point in time | 47.6% |

## Country system

- Decentralised alternative care and data system
- Data on alternative care published
- Is the data system on children in alternative care covered in legislation?
- Is the overarching term, in line with 'alternative care', used in legislation?
- Formal kinship care is a subdivision of foster care

## Data system

- Recent or current reform of data system on children in alternative care
- Data collected per individual child
- Personal identification numbers used
- More than one agency mandated to collect data
- Data collected on quality of care and outcomes

## Variables collected on

|   |   |
|---|---|
| <input type="checkbox"/> Age                        | <input type="checkbox"/> Reason for entry into care |
| <input type="checkbox"/> Sex                        | <input type="checkbox"/> Placement decision maker   |
| <input type="checkbox"/> Unaccompanied minor status | <input type="checkbox"/> Reintegrated with family   |
| <input type="checkbox"/> Statelessness              | <input type="checkbox"/> Adopted                    |
| <input type="checkbox"/> Disability status          | <input type="checkbox"/> Leaving care due to death  |
| <input type="checkbox"/> Parental status            | <input type="checkbox"/> Age on leaving care        |

## Residential care

|   |
|---|
| <input type="checkbox"/> Official maximum number of places in a small group home                          |
| <input type="checkbox"/> Official maximum number of places in largest type of residential care facilities |
| <input type="checkbox"/> Data collected on length of stay   |
| <input type="checkbox"/> Data collected on number of staff and their qualifications                       |

## Helpful examples

Work is in progress to integrate the different systems that currently exist and enable communication between them. The aim is to build a national information system within the social services system that can follow the pathways for taking charge of children in the services. It also aims to guarantee timely processing data and enabling longitudinal tracking. This is to cover the process and the outcomes of the intervention concerning children in care and children outside the family. It will also contain data on the number and type of reception facilities for children, as well as a database of foster carers.

## Room for improvement

The regions have full and exclusive legislative power in the field of social services. This regionalization of the welfare system has led to a fragmentation between systems, institutions, and services in the implementation of intervention processes, as well as territorial differentiation and the absence of a unified organised policy at the national level on support to families in vulnerable situations and child protection.

Source: The DataCare project, 2021.

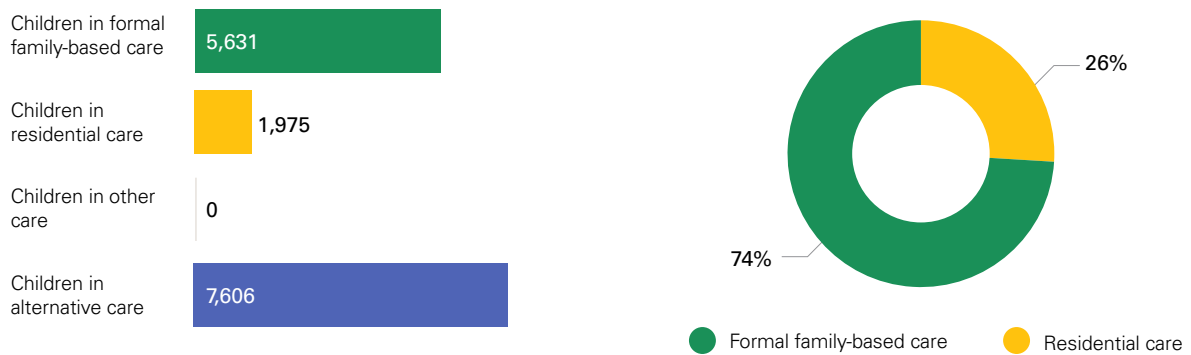
## Endnotes

- 1 Data for 31/12/2017. Source: Quaderni della ricerca sociale 46. Bambini e ragazzi in affidamento familiare e nei servizi residenziali per minorenni. Esiti della rilevazione coordinata dei dati in possesso delle Regioni e province autonome Anna 2017.
- 2 Does not include data on allocation in reception facilities.
- 3 Calculated by the DataCare project team using, where relevant, country-specific population statistics from the UNICEF Data Warehouse. Source: [https://data.unicef.org/resources/data\\_explorer/unicef\\_f/?ag=UNICEF&df=DM&ver=1.0&dq=.DM\\_POP\\_U18...&startPeriod=2010&endPeriod=2020](https://data.unicef.org/resources/data_explorer/unicef_f/?ag=UNICEF&df=DM&ver=1.0&dq=.DM_POP_U18...&startPeriod=2010&endPeriod=2020).

# Latvia<sup>1</sup>

|  |   |  |
|--|---|--|
| <p><span style="color: red;">●</span> No</p> <p><span style="color: green;">●</span> Yes</p> | <p>Red indicates that the variable is not collected or the statement not true, green that it is. If no information was found about any of the points in the overview for the particular country, the points are removed on the page for that country.</p> | <p><span style="color: green;">●</span> Children in formal family-based care</p> <p><span style="color: yellow;">●</span> Children in residential care</p> <p><span style="color: grey;">●</span> Children in other care</p> <p><span style="color: blue;">●</span> Children in alternative care</p> |
|--|---|--|

## Total number of children in alternative care



## Headline statistics<sup>2</sup>

|  |       |
|--|-------|
| The rate of children aged 0-17 in alternative care at a specific point in time (per 100,000)   | 2,119 |
| The rate of children aged 0-17 in residential care at a specific point in time (per 100,000)   | 550   |
| The rate of children aged 0-17 in formal family-based care at a specific point in time (per 100,000)                                       | 1,569 |
| The percentage of children aged 0-17 in residential care (of the total number of children in alternative care) at a specific point in time | 26%   |

## Country system

● Data on alternative care published

## Data system

● More than one agency mandated to collect data

## Variables collected on

|   |   |  |
|---|---|--|
| <span style="color: green;">●</span> Age                        | <span style="color: green;">●</span> Disability status          | <span style="color: green;">●</span> Reintegrated with family  |
| <span style="color: green;">●</span> Sex                        | <span style="color: green;">●</span> Parental status            | <span style="color: green;">●</span> Adopted                   |
| <span style="color: green;">●</span> Unaccompanied minor status | <span style="color: green;">●</span> Reason for entry into care | <span style="color: green;">●</span> Leaving care due to death |
| <span style="color: green;">●</span> Statelessness              | <span style="color: green;">●</span> Placement decision maker   |  |

Source: The DataCare project, 2021.

### Endnotes

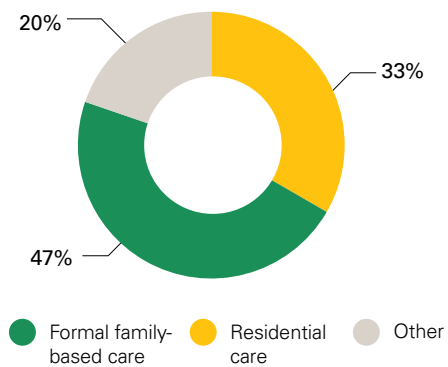
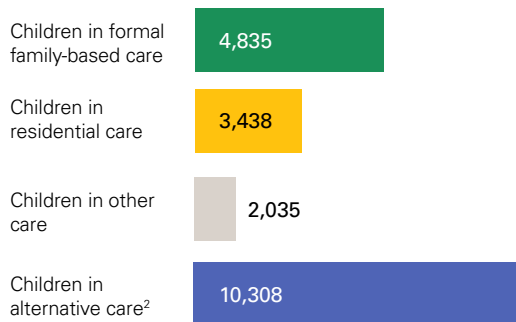
- Sources: Children in state residential care: [https://data.stat.gov.lv/pxweb/en/OSP\\_OD/OSP\\_OD\\_\\_sociala\\_\\_socdr\\_\\_aprue/SDG120.px/](https://data.stat.gov.lv/pxweb/en/OSP_OD/OSP_OD__sociala__socdr__aprue/SDG120.px/) (accessed July 2021); Children in formal family-based and social and rehabilitation residential care: <https://www.bti.gov.lv/lv/media/280/download> (accessed July 2021) and the TransMonEE database.
- Calculated by the DataCare project team using, where relevant, country-specific population statistics from the UNICEF Data Warehouse. Source: [https://data.unicef.org/resources/data\\_explorer/unicef\\_f/?ag=UNICEF&df=DM&ver=1.0&dq=.DM\\_POP\\_U18...&startPeriod=2010&endPeriod=2020](https://data.unicef.org/resources/data_explorer/unicef_f/?ag=UNICEF&df=DM&ver=1.0&dq=.DM_POP_U18...&startPeriod=2010&endPeriod=2020).

# Lithuania

|  |   |  |
|--|---|--|
| <p><span style="color: red;">●</span> No</p> <p><span style="color: green;">●</span> Yes</p> | <p>Red indicates that the variable is not collected or the statement not true, green that it is. If no information was found about any of the points in the overview for the particular country, the points are removed on the page for that country.</p> | <p><span style="color: green;">●</span> Children in formal family-based care</p> <p><span style="color: yellow;">●</span> Children in residential care</p> <p><span style="color: grey;">●</span> Children in other care</p> <p><span style="color: blue;">●</span> Children in alternative care</p> |
|--|---|--|

## Total number of children in alternative care<sup>1</sup>

● All children in alternative care covered



## Headline statistics<sup>3</sup>

|  |       |
|--|-------|
| The rate of children aged 0-17 in alternative care at a specific point in time (per 100,000)   | 2,091 |
| The rate of children aged 0-17 in residential care at a specific point in time (per 100,000)   | 697   |
| The rate of children aged 0-17 in formal family-based care at a specific point in time (per 100,000)                                       | 981   |
| The percentage of children aged 0-17 in residential care (of the total number of children in alternative care) at a specific point in time | 33.4% |

## Country system

- Decentralised alternative care and data system
- Data on alternative care published
- Is the data system on children in alternative care covered in legislation?
- Is the overarching term, in line with 'alternative care', used in legislation?
- Formal kinship care is a subdivision of foster care

## Data system

- Recent or current reform of data system on children in alternative care
- Data collected per individual child
- Personal identification numbers used
- More than one agency mandated to collect data
- Data collected on quality of care and outcomes



## Variables collected on

|  |  |
|--|--|
| <input type="radio"/> Age                        | <input type="radio"/> Reason for entry into care |
| <input type="radio"/> Sex                        | <input type="radio"/> Placement decision maker   |
| <input type="radio"/> Unaccompanied minor status | <input type="radio"/> Reintegrated with family   |
| <input type="radio"/> Statelessness              | <input type="radio"/> Adopted                    |
| <input type="radio"/> Disability status          | <input type="radio"/> Leaving care due to death  |
| <input type="radio"/> Parental status            | <input type="radio"/> Age on leaving care        |

## Residential care

|  |
|--|
| <input type="radio"/> Official maximum number of places in a small group home: 6-8                     |
| <input type="radio"/> Official maximum number of places in largest type of residential care facilities |
| <input type="radio"/> Data collected separately for small group homes and large institutions           |
| <input type="radio"/> Data collected on length of stay   |
| <input type="radio"/> Data collected on number of staff and their qualifications                       |
| <input type="radio"/> All forms of residential child care are recognised as alternative care           |

## Helpful examples

The Social Family Support Information System (Socialinės paramos šeimai informacinė Sistema, or SPIS) is not only a statistical database, it is also a working tool for certain institutions. The purpose of SPIS is to register and collect information on social support provided in municipalities in the same way (social benefits and compensations, social support for students, social services, activities in the field of protection of children's rights, etc.) and to enable the analysis of this information by municipalities, types of support and beneficiaries, as well as preventing the receipt of support in several municipalities simultaneously. SPIS as a centralised counting of children in care and

persons willing to care for a child was introduced only in 2018, therefore the system is still in the process of continuous improvement in this area.

There is a review of care, including communication with children. Their opinion about the quality of care is heard.

## Room for improvement

Not all data are currently disaggregated by age group, gender, rural or urban area, socio-economic status and by groups of children in need of special protection, and for some information (e.g. on ethnic origin) there is no data collection at all.

Source: The DataCare project, 2021.

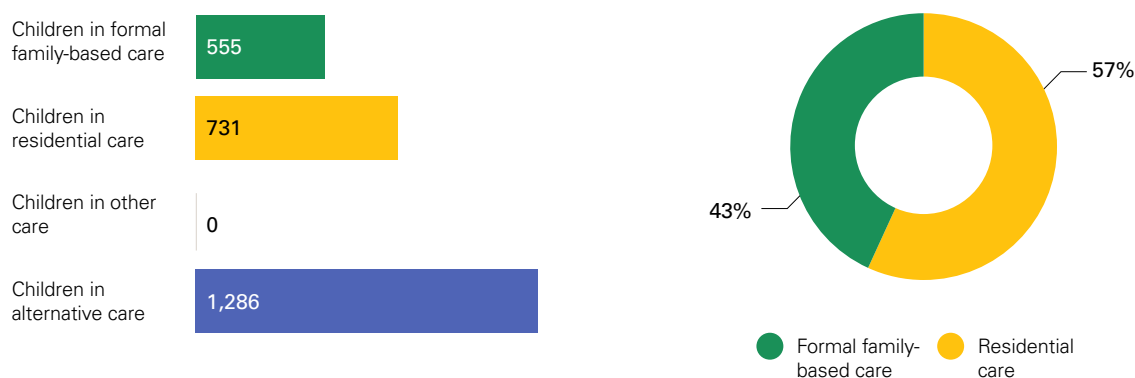
## Endnotes

- 1 Contains 'other' alternative care provisions that cannot be definitely said to be residential care or family-based care, or that are not considered alternative care in all countries. Source: <https://osp.stat.gov.lt/statistiniu-rodikliu-analize?hash=8129a443-c9dd-4839-b828-914f89b9fc3a#/> (accessed August 2021).
- 2 Does not include data on temporary supervision, and may include young people over 18 among the 78 in homes for independent living.
- 3 Calculated by the DataCare project team using, where relevant, country-specific population statistics from the UNICEF Data Warehouse. Source: [https://data.unicef.org/resources/data\\_explorer/unicef\\_f?ag=UNICEF&df=DM&ver=1.0&dq=.DM\\_POP\\_U18...&startPeriod=2010&endPeriod=2020](https://data.unicef.org/resources/data_explorer/unicef_f?ag=UNICEF&df=DM&ver=1.0&dq=.DM_POP_U18...&startPeriod=2010&endPeriod=2020).

# Luxembourg<sup>1</sup>

|                          |   |   |
|--------------------------|---|---|
| <p>● No</p> <p>● Yes</p> | <p>Red indicates that the variable is not collected or the statement not true, green that it is. If no information was found about any of the points in the overview for the particular country, the points are removed on the page for that country.</p> | <p>● Children in formal family-based care</p> <p>● Children in residential care</p> <p>● Children in other care</p> <p>● Children in alternative care</p> |
|--------------------------|---|---|

## Total number of children in alternative care



## Headline statistics<sup>2</sup>

|  |       |
|--|-------|
| The rate of children aged 0-17 in alternative care at a specific point in time (per 100,000)   | 1,099 |
| The rate of children aged 0-17 in residential care at a specific point in time (per 100,000)   | 625   |
| The rate of children aged 0-17 in formal family-based care at a specific point in time (per 100,000)                                       | 474   |
| The percentage of children aged 0-17 in residential care (of the total number of children in alternative care) at a specific point in time | 56.8% |

### Endnotes

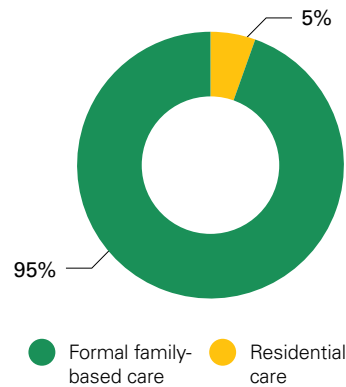
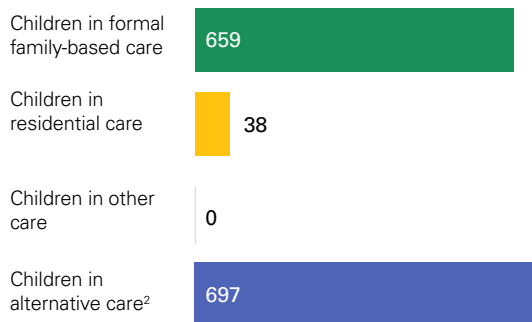
- 1 Data for 2019. Source: CRC report: Luxembourg, Combined fifth and sixth periodic reports submitted by Luxembourg under article 44 of the Convention, due in 2020.
- 2 Calculated by the DataCare project team using, where relevant, country-specific population statistics from the UNICEF Data Warehouse. Source: [https://data.unicef.org/resources/data\\_explorer/unicef\\_f?ag=UNICEF&df=DM&ver=1.0&dq=.DM\\_POP\\_U18...&startPeriod=2010&endPeriod=2020](https://data.unicef.org/resources/data_explorer/unicef_f?ag=UNICEF&df=DM&ver=1.0&dq=.DM_POP_U18...&startPeriod=2010&endPeriod=2020).

# Malta

|  |   |  |
|--|---|--|
| <p><span style="color: red;">●</span> No</p> <p><span style="color: green;">●</span> Yes</p> | <p>Red indicates that the variable is not collected or the statement not true, green that it is. If no information was found about any of the points in the overview for the particular country, the points are removed on the page for that country.</p> | <p><span style="color: green;">●</span> Children in formal family-based care</p> <p><span style="color: yellow;">●</span> Children in residential care</p> <p><span style="color: grey;">●</span> Children in other care</p> <p><span style="color: blue;">●</span> Children in alternative care</p> |
|--|---|--|

## Total number of children in alternative care<sup>1</sup>

● All children in alternative care covered



## Headline statistics<sup>3</sup>

|  |      |
|--|------|
| The rate of children aged 0-17 in alternative care at a specific point in time (per 100,000)   | 847  |
| The rate of children aged 0-17 in residential care at a specific point in time (per 100,000)   | 46   |
| The rate of children aged 0-17 in formal family-based care at a specific point in time (per 100,000)                                       | 800  |
| The percentage of children aged 0-17 in residential care (of the total number of children in alternative care) at a specific point in time | 5.5% |

## Country system

- Decentralised alternative care and data system
- Data on alternative care published
- Is the data system on children in alternative care covered in legislation?
- Is the overarching term, in line with 'alternative care', used in legislation?
- Formal kinship care is a subdivision of foster care

## Data system

- Recent or current reform of data system on children in alternative care
- Data collected per individual child
- Personal identification numbers used
- More than one agency mandated to collect data
- Data collected on quality of care and outcomes

## Variables collected on

- |   |   |
|---|---|
| <input type="checkbox"/> Age                        | <input type="checkbox"/> Reason for entry into care |
| <input type="checkbox"/> Sex                        | <input type="checkbox"/> Placement decision maker   |
| <input type="checkbox"/> Unaccompanied minor status | <input type="checkbox"/> Reintegrated with family   |
| <input type="checkbox"/> Statelessness              | <input type="checkbox"/> Adopted                    |
| <input type="checkbox"/> Disability status          | <input type="checkbox"/> Leaving care due to death  |
| <input type="checkbox"/> Parental status            | <input type="checkbox"/> Age on leaving care        |

## Residential care

- Official maximum number of places in a small group home: 8
- Official maximum number of places in largest type of residential care facilities: 8
- Data collected on length of stay
- Data collected on number of staff and their qualifications
- All forms of residential child care are recognised as alternative care

### Helpful examples

The Directorate on Alternative Care keeps regular contact with children and communicates with them to help them express any concerns they might have. The Case Management Software was introduced in 2016. It has provided a more secure system in which data are stored. Staff receive training on keeping the data and refresher courses.

### Room for improvement

There is no specific law that regulates statistical and monitoring system for children in alternative care. The placement-type categories and residential home addresses are updated regularly, which may change the data and complicate longitudinal tracking.

Source: The DataCare project, 2021.

### Endnotes

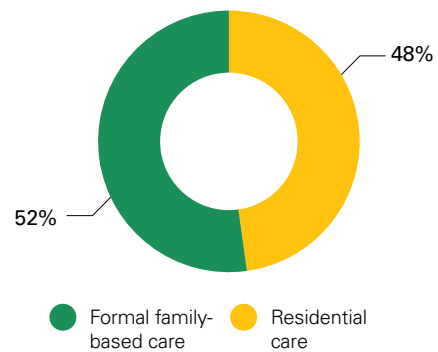
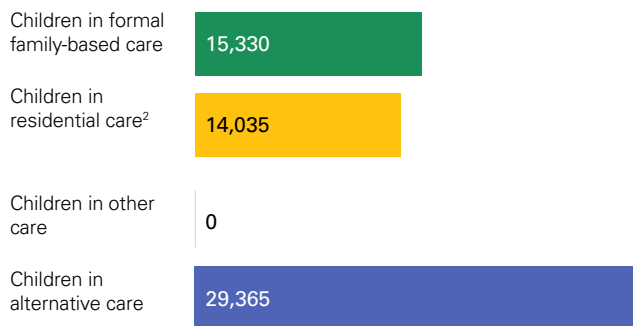
- 1 Data for 31/12/2020, provided on request by the Directorate for Alternative Care.
- 2 It is not clear if NGO- and church-run services are included in the data.
- 3 Calculated by the DataCare project team using, where relevant, country-specific population statistics from the UNICEF Data Warehouse. Source: [https://data.unicef.org/resources/data\\_explorer/unicef\\_f?ag=UNICEF&df=DM&ver=1.0&dq=.DM\\_POP\\_U18...&startPeriod=2010&endPeriod=2020](https://data.unicef.org/resources/data_explorer/unicef_f?ag=UNICEF&df=DM&ver=1.0&dq=.DM_POP_U18...&startPeriod=2010&endPeriod=2020).

# Netherlands

|  |   |  |
|--|---|--|
| <p><span style="color: red;">●</span> No</p> <p><span style="color: green;">●</span> Yes</p> | <p>Red indicates that the variable is not collected or the statement not true, green that it is. If no information was found about any of the points in the overview for the particular country, the points are removed on the page for that country.</p> | <p><span style="color: green;">●</span> Children in formal family-based care</p> <p><span style="color: yellow;">●</span> Children in residential care</p> <p><span style="color: grey;">●</span> Children in other care</p> <p><span style="color: blue;">●</span> Children in alternative care</p> |
|--|---|--|

## Total number of children in alternative care<sup>1</sup>

● All children in alternative care covered



## Headline statistics<sup>3</sup>

|  |       |
|--|-------|
| The rate of children aged 0-17 in alternative care at a specific point in time (per 100,000)   | 880   |
| The rate of children aged 0-17 in residential care at a specific point in time (per 100,000)   | 421   |
| The rate of children aged 0-17 in formal family-based care at a specific point in time (per 100,000)                                       | 459   |
| The percentage of children aged 0-17 in residential care (of the total number of children in alternative care) at a specific point in time | 47.8% |

## Country system

- Decentralised alternative care and data system
- Data on alternative care published
- Is the data system on children in alternative care covered in legislation?
- Is the overarching term, in line with 'alternative care', used in legislation?
- Formal kinship care is a subdivision of foster care

## Data system

- Recent or current reform of data system on children in alternative care
- Data collected per individual child
- Personal identification numbers used
- More than one agency mandated to collect data
- Data collected on quality of care and outcomes

## Variables collected on

|  |  |
|--|--|
| <input type="radio"/> Age                        | <input type="radio"/> Reason for entry into care |
| <input type="radio"/> Sex                        | <input type="radio"/> Placement decision maker   |
| <input type="radio"/> Unaccompanied minor status | <input type="radio"/> Reintegrated with family   |
| <input type="radio"/> Statelessness              | <input type="radio"/> Adopted                    |
| <input type="radio"/> Disability status          | <input type="radio"/> Leaving care due to death  |
| <input type="radio"/> Parental status            | <input type="radio"/> Age on leaving care        |

## Residential care

|  |
|--|
| <input type="radio"/> Official maximum number of places in a small group home                          |
| <input type="radio"/> Official maximum number of places in largest type of residential care facilities |
| <input type="radio"/> Data collected separately for small group homes and large institutions           |
| <input type="radio"/> Data collected on length of stay   |
| <input type="radio"/> Data collected on number of staff and their qualifications                       |

### Helpful examples

The Youth Act of 2015 introduced a major change in data collection. Before that, the Dutch provinces (responsible for youth [family] care), the health insurance companies (providing data on mental health care) and judicial system provided aggregated statistics separately. Through the act, data are now stored in individual records, thereby eliminating the overlap between data from respondents.

### Room for improvement

Details about the care provided are currently scarce. Care provider organisations very often provide both youth mental health care (e.g., by a child psychiatrist or psychologist) and family youth care, but cannot specify this in the registration. The rough classification in categories (a requirement to determine one main category) will not deliver information about the results of care per type of specific discipline of care.

Source: The DataCare project, 2021.

### Endnotes

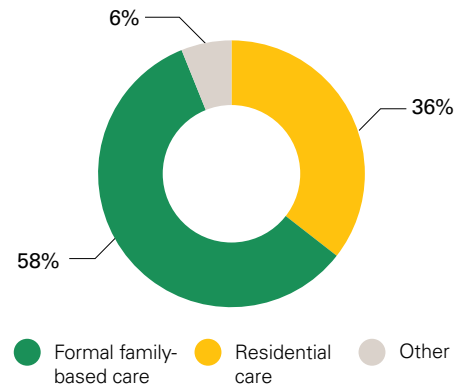
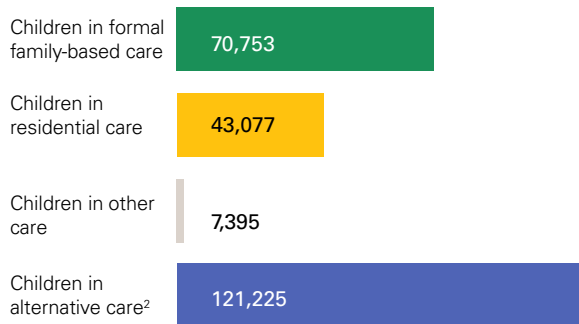
- 1 Data for 31/12/2020. Sources: Website Centraal Bureau for Statistiek data for all children in youth care; website Jeugdzorg Nederland for children in youthcare plus; website pleegzorg Nederland for children in foster care.
- 2 For those aged 0-23.
- 3 Calculated by the DataCare project team using, where relevant, country-specific population statistics from the UNICEF Data Warehouse. Source: [https://data.unicef.org/resources/data\\_explorer/unicef\\_f?ag=UNICEF&df=DM&ver=1.0&dq=.DM\\_POP\\_U18..&startPeriod=2010&endPeriod=2020](https://data.unicef.org/resources/data_explorer/unicef_f?ag=UNICEF&df=DM&ver=1.0&dq=.DM_POP_U18..&startPeriod=2010&endPeriod=2020).

# Poland

|  |   |  |
|--|---|--|
| <p><span style="color: red;">●</span> No</p> <p><span style="color: green;">●</span> Yes</p> | <p>Red indicates that the variable is not collected or the statement not true, green that it is. If no information was found about any of the points in the overview for the particular country, the points are removed on the page for that country.</p> | <p><span style="color: green;">●</span> Children in formal family-based care</p> <p><span style="color: yellow;">●</span> Children in residential care</p> <p><span style="color: grey;">●</span> Children in other care</p> <p><span style="color: blue;">●</span> Children in alternative care</p> |
|--|---|--|

## Total number of children in alternative care<sup>1</sup>

● All children in alternative care covered



## Headline statistics<sup>3</sup>

|  |       |
|--|-------|
| The rate of children aged 0-17 in alternative care at a specific point in time (per 100,000)   | 1,788 |
| The rate of children aged 0-17 in residential care at a specific point in time (per 100,000)   | 635   |
| The rate of children aged 0-17 in formal family-based care at a specific point in time (per 100,000)                                       | 1,044 |
| The percentage of children aged 0-17 in residential care (of the total number of children in alternative care) at a specific point in time | 35.5% |













## Country system

- Decentralised alternative care and data system
- Data on alternative care published
- Is the data system on children in alternative care covered in legislation?
- Is the overarching term, in line with 'alternative care', used in legislation?
- Formal kinship care is a subdivision of foster care





## Data system

- Recent or current reform of data system on children in alternative care
- Data collected per individual child
- Personal identification numbers used
- More than one agency mandated to collect data
- Data collected on quality of care and outcomes

## Variables collected on

|  |  |
|--|--|
|  Age                        |  Reason for entry into care |
|  Sex                        |  Placement decision maker   |
|  Unaccompanied minor status |  Reintegrated with family   |
|  Statelessness              |  Adopted                    |
|  Disability status          |  Leaving care due to death  |
|  Parental status            |  Age on leaving care        |

## Residential care

|   |
|---|
|  Official maximum number of places in a small group home: 14 <sup>4</sup>                      |
|  Official maximum number of places in largest type of residential care facilities <sup>5</sup> |
|  Data collected on length of stay <sup>6</sup>   |
|  Data collected on number of staff and their qualifications <sup>7</sup>                     |

## Room for improvement

In general, there is very little detailed information about children, e.g. no data on ethnicity or country of origin. Information on the reasons for placement is limited to just one problem in families who are most often suffering from multiple difficulties. There are no detailed data about the child's parents. There are no data on children's readmissions to the system.

Source: The DataCare project, 2021.

## Endnotes

- 1 Source: Statistics Poland. Note that the data provided by the Line Ministry and the National Statistical Office are not identical, but they are close. Contains 'other' alternative care provisions that cannot be definitely said to be residential care or family-based care, or that are not considered alternative care in all countries.
- 2 Most of the data are for those aged 0-24, and the data for specialised education upbringing centre are an estimate.
- 3 Calculated by the DataCare project team using, where relevant, country-specific population statistics from the UNICEF Data Warehouse. Source: [https://data.unicef.org/resources/data\\_explorer/unicef\\_f?ag=UNICEF&df=DM&ver=1.0&dq=.DM\\_POP\\_U18...&startPeriod=2010&endPeriod=2020](https://data.unicef.org/resources/data_explorer/unicef_f?ag=UNICEF&df=DM&ver=1.0&dq=.DM_POP_U18...&startPeriod=2010&endPeriod=2020).
- 4 As a result of the COVID-19 pandemic, this restriction has not yet been enforced and not all institutions adhere to it.
- 5 The cap of 14 for small group homes was set to become the cap for all residential care in 2021, but this has been suspended as a result of the COVID-19 pandemic.
- 6 For some provisions.
- 7 As above.

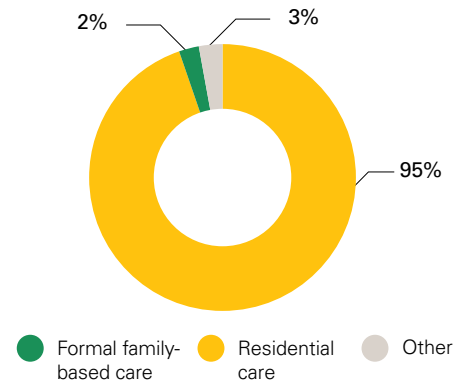
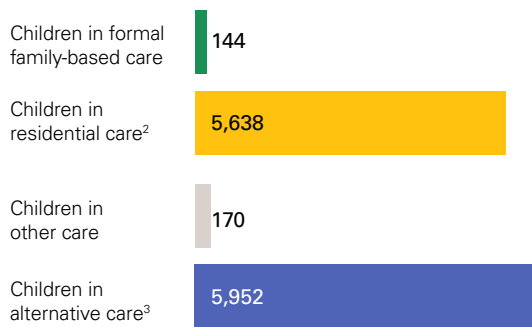


# Portugal

|   |   |   |
|---|---|---|
| <ul style="list-style-type: none"> <li><span style="color: red;">●</span> No</li> <li><span style="color: green;">●</span> Yes</li> </ul> | <p>Red indicates that the variable is not collected or the statement not true, green that it is. If no information was found about any of the points in the overview for the particular country, the points are removed on the page for that country.</p> | <ul style="list-style-type: none"> <li><span style="color: green;">●</span> Children in formal family-based care</li> <li><span style="color: yellow;">●</span> Children in residential care</li> <li><span style="color: grey;">●</span> Children in other care</li> <li><span style="color: blue;">●</span> Children in alternative care</li> </ul> |
|---|---|---|

## Total number of children in alternative care<sup>1</sup>

● All children in alternative care covered



## Headline statistics<sup>4</sup>

|  |       |
|--|-------|
| The rate of children aged 0-17 in alternative care at a specific point in time (per 100,000)   | 356   |
| The rate of children aged 0-17 in residential care at a specific point in time (per 100,000)   | 337   |
| The rate of children aged 0-17 in formal family-based care at a specific point in time (per 100,000)                                       | 9     |
| The percentage of children aged 0-17 in residential care (of the total number of children in alternative care) at a specific point in time | 94.7% |

## Country system

- Decentralised alternative care and data system
- Data on alternative care published
- Is the data system on children in alternative care covered in legislation?
- Is the overarching term, in line with 'alternative care', used in legislation?
- Formal kinship care is a subdivision of foster care

## Data system

- Recent or current reform of data system on children in alternative care
- Data collected per individual child
- Personal identification numbers used
- More than one agency mandated to collect data
- Data collected on quality of care and outcomes

## Variables collected on

|   |   |
|---|---|
| <input type="checkbox"/> Age                        | <input type="checkbox"/> Reason for entry into care |
| <input type="checkbox"/> Sex                        | <input type="checkbox"/> Placement decision maker   |
| <input type="checkbox"/> Unaccompanied minor status | <input type="checkbox"/> Reintegrated with family   |
| <input type="checkbox"/> Statelessness              | <input type="checkbox"/> Adopted                    |
| <input type="checkbox"/> Disability status          | <input type="checkbox"/> Leaving care due to death  |
| <input type="checkbox"/> Parental status            | <input type="checkbox"/> Age on leaving care        |

## Residential care

|   |
|---|
| <input type="checkbox"/> Official maximum number of places in a small group home                          |
| <input type="checkbox"/> Official maximum number of places in largest type of residential care facilities |
| <input type="checkbox"/> Data collected separately for small group homes and large institutions           |
| <input type="checkbox"/> Data collected on length of stay   |
| <input type="checkbox"/> Data collected on number of staff and their qualifications                       |

### Helpful examples

All children and young people in alternative care are included in the census.

### Room for improvement

Children's views on the care they receive are completely absent from the current set of data.

There is a lack of transparent information on the data system and the use of the data.

Source: The DataCare project, 2021.

### Endnotes

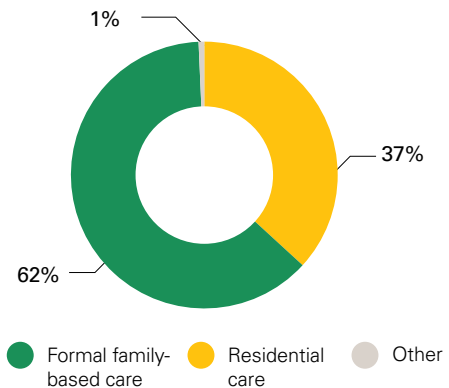
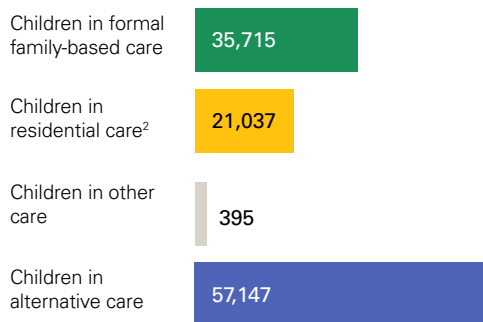
- 1 Data for 01/11/2019. Source: CASA 2019 Relatório de Caracterização Anual da Situação de Acolhimento das Crianças e Jovens. Instituto da Segurança Social, I.P. Data mostly for children 0-17 except where indicated – due to the CASA 2019 report not disaggregating specific forms of 'residential' and 'other' types of care.
- 2 Here data is split between data for 0-17s and 0-21s+ as reported in the CASA 2019 report. Data for 0-17s includes generic residential care (acolhimento residencial generalista), specialised residential care (lar de infância e juventude especializado) & semi-independent living (apartamento/ lar autonomização), totalling for 5,284. Data for 0-21s+ includes residential home (lar residencial), support homes (lar de apoio), insertion community (comunidade de inserção), therapeutic community (comunidade terapêutica) & mental health units for continuous integrated care (Unidades e equipas prestadoras de cuidados continuados integrados de saúde mental; Note no data available), totalling for 354).
- 3 Most of the data are for those aged 0-21.
- 4 Calculated by the DataCare project team using, where relevant, country-specific population statistics from the UNICEF Data Warehouse. Source: [https://data.unicef.org/resources/data\\_explorer/unicef\\_f/?ag=UNICEF&df=DM&ver=1.0&dq=.DM\\_POP\\_U18...&startPeriod=2010&endPeriod=2020](https://data.unicef.org/resources/data_explorer/unicef_f/?ag=UNICEF&df=DM&ver=1.0&dq=.DM_POP_U18...&startPeriod=2010&endPeriod=2020).

# Romania

|  |   |  |
|--|---|--|
| <p><span style="color: red;">●</span> No</p> <p><span style="color: green;">●</span> Yes</p> | <p>Red indicates that the variable is not collected or the statement not true, green that it is. If no information was found about any of the points in the overview for the particular country, the points are removed on the page for that country.</p> | <p><span style="color: green;">●</span> Children in formal family-based care</p> <p><span style="color: yellow;">●</span> Children in residential care</p> <p><span style="color: grey;">●</span> Children in other care</p> <p><span style="color: blue;">●</span> Children in alternative care</p> |
|--|---|--|

## Total number of children in alternative care<sup>1</sup>

● All children in alternative care covered



## Headlines statistics<sup>3</sup>

|  |       |
|--|-------|
| The rate of children aged 0-17 in alternative care at a specific point in time (per 100,000)   | 1,583 |
| The rate of children aged 0-17 in residential care at a specific point in time (per 100,000)   | 583   |
| The rate of children aged 0-17 in formal family-based care at a specific point in time (per 100,000)                                       | 990   |
| The percentage of children aged 0-17 in residential care (of the total number of children in alternative care) at a specific point in time | 36.8% |

## Country system

- Decentralised alternative care and data system
- Data on alternative care published
- Is the data system on children in alternative care covered in legislation?
- Is the overarching term, in line with 'alternative care', used in legislation?
- Formal kinship care is a subdivision of foster care

## Data system

- Recent or current reform of data system on children in alternative care
- Data collected per individual child
- Personal identification numbers used
- More than one agency mandated to collect data
- Data collected on quality of care and outcomes

## Variables collected on

|  |   |
|--|---|
| <input type="radio"/> Age                          | <input type="radio"/> Reason for entry into care            |
| <input type="radio"/> Sex                          | <input type="radio"/> Placement decision maker              |
| <input type="radio"/> Unaccompanied minor status   | <input type="radio"/> Reintegrated with family <sup>4</sup> |
| <input type="radio"/> Statelessness                | <input type="radio"/> Adopted                               |
| <input type="radio"/> Disability status            | <input type="radio"/> Leaving care due to death             |
| <input type="radio"/> Parental status <sup>5</sup> | <input type="radio"/> Age on leaving care                   |

## Residential care

|  |
|--|
| <input type="radio"/> Official maximum number of places in a small group home: 12-15                   |
| <input type="radio"/> Official maximum number of places in largest type of residential care facilities |
| <input type="radio"/> Data collected separately for small group homes and large institutions           |
| <input type="radio"/> Data collected on length of stay   |
| <input type="radio"/> Data collected on number of staff and their qualifications                       |

## Room for improvement

There are quality indicators, but they are not collected and reported at the national level.

Source: The DataCare project, 2021.

### Endnotes

- 1 Data for 01/06/2019, contains 'other' alternative care provisions that cannot be definitely said to be residential care or family-based care, or that are not considered alternative care in all countries. Source: [http://www.mmuncii.ro/j33/images/buletin\\_statistic/2019/Copil\\_seml\\_2019.pdf](http://www.mmuncii.ro/j33/images/buletin_statistic/2019/Copil_seml_2019.pdf) (accessed August 2021).
- 2 Does not include data on emergency centres for abused, neglected and exploited children.
- 3 Calculated by the DataCare project team using, where relevant, country-specific population statistics from the UNICEF Data Warehouse. Source: [https://data.unicef.org/resources/data\\_explorer/unicef\\_f?ag=UNICEF&df=DM&ver=1.0&dq=.DM\\_POP\\_U18...&startPeriod=2010&endPeriod=2020](https://data.unicef.org/resources/data_explorer/unicef_f?ag=UNICEF&df=DM&ver=1.0&dq=.DM_POP_U18...&startPeriod=2010&endPeriod=2020).
- 4 Only in the various Child Assessment Tools.
- 5 As above.

# Slovakia<sup>1</sup>

|  |   |  |
|--|---|--|
| <p><span style="color: red;">●</span> No</p> <p><span style="color: green;">●</span> Yes</p> | <p>Red indicates that the variable is not collected or the statement not true, green that it is. If no information was found about any of the points in the overview for the particular country, the points are removed on the page for that country.</p> | <p><span style="color: green;">●</span> Children in formal family-based care</p> <p><span style="color: yellow;">●</span> Children in residential care</p> <p><span style="color: grey;">●</span> Children in other care</p> <p><span style="color: blue;">●</span> Children in alternative care</p> |
|--|---|--|

## Total number of children in alternative care

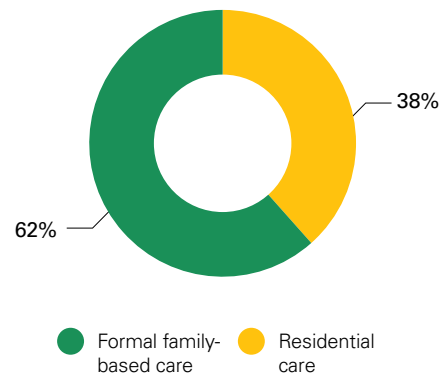
|  |  |
|--|--|
| <p><span style="color: red;">●</span> All children in alternative care covered</p> | <p><span style="color: red;">●</span> Groups of children excluded: Children in facilities run by social services</p> |
|--|--|

Children in formal family-based care **8,695**

Children in residential care **5,428**

Children in other care **0**

Children in alternative care **14,123**



## Headline statistics<sup>2</sup>

|  |       |
|--|-------|
| The rate of children aged 0-17 in alternative care at a specific point in time (per 100,000)   | 1,318 |
| The rate of children aged 0-17 in residential care at a specific point in time (per 100,000)   | 507   |
| The rate of children aged 0-17 in formal family-based care at a specific point in time (per 100,000)                                       | 811   |
| The percentage of children aged 0-17 in residential care (of the total number of children in alternative care) at a specific point in time | 38.4% |

## Country system

- Decentralised alternative care and data system
- Data on alternative care published
- Is the data system on children in alternative care covered in legislation?
- Is the overarching term, in line with 'alternative care', used in legislation?

## Data system

- Recent or current reform of data system on children in alternative care
- Data collected per individual child
- Personal identification numbers used
- More than one agency mandated to collect data
- Data collected on quality of care and outcomes

---

## Variables collected on

- |   |   |
|---|---|
| <input type="checkbox"/> Age                        | <input type="checkbox"/> Reason for entry into care |
| <input type="checkbox"/> Sex                        | <input type="checkbox"/> Placement decision maker   |
| <input type="checkbox"/> Unaccompanied minor status | <input type="checkbox"/> Reintegrated with family   |
| <input type="checkbox"/> Statelessness              | <input type="checkbox"/> Adopted                    |
| <input type="checkbox"/> Disability status          | <input type="checkbox"/> Leaving care due to death  |
| <input type="checkbox"/> Parental status            | <input type="checkbox"/> Age on leaving care        |

---

## Residential care

- |  |
|--|
| <input type="checkbox"/> Official maximum number of places in a small group home: 8-15 |
| <input type="checkbox"/> Data collected on length of stay                              |
| <input type="checkbox"/> Data collected on number of staff and their qualifications    |

Source: The DataCare project, 2021.

### Endnotes

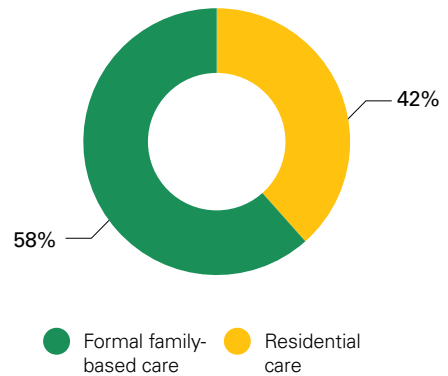
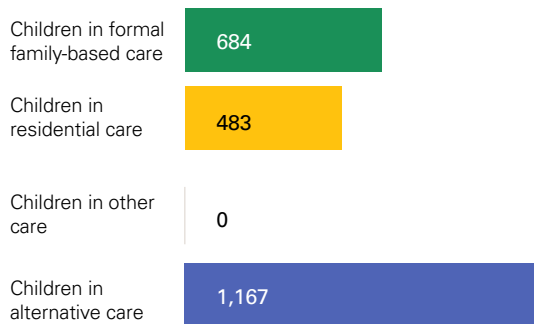
- 1 Data for 2019. Source: Concept 2021-2025: Koncepcia zabezpečovania vykonávania opatrení v zariadeniach sociálnoprávnej ochrany a sociálnej kurately na roky 2021 – 2025 Plán deinštitucionalizácie.
- 2 Calculated by the DataCare project team using, where relevant, country-specific population statistics from the UNICEF Data Warehouse. Source: [https://data.unicef.org/resources/data\\_explorer/unicef\\_f?ag=UNICEF&df=DM&ver=1.0&dq=.DM\\_POP\\_U18...&startPeriod=2010&endPeriod=2020](https://data.unicef.org/resources/data_explorer/unicef_f?ag=UNICEF&df=DM&ver=1.0&dq=.DM_POP_U18...&startPeriod=2010&endPeriod=2020).

# Slovenia

|  |   |  |
|--|---|--|
| <p><span style="color: red;">●</span> No</p> <p><span style="color: green;">●</span> Yes</p> | <p>Red indicates that the variable is not collected or the statement not true, green that it is. If no information was found about any of the points in the overview for the particular country, the points are removed on the page for that country.</p> | <p><span style="color: green;">●</span> Children in formal family-based care</p> <p><span style="color: yellow;">●</span> Children in residential care</p> <p><span style="color: grey;">●</span> Children in other care</p> <p><span style="color: blue;">●</span> Children in alternative care</p> |
|--|---|--|

## Total number of children in alternative care<sup>1</sup>

● All children in alternative care covered



## Headline statistics<sup>2</sup>

|  |       |
|--|-------|
| The rate of children aged 0-17 in alternative care at a specific point in time (per 100,000)   | 324   |
| The rate of children aged 0-17 in residential care at a specific point in time (per 100,000)   | 135   |
| The rate of children aged 0-17 in formal family-based care at a specific point in time (per 100,000)                                       | 188   |
| The percentage of children aged 0-17 in residential care (of the total number of children in alternative care) at a specific point in time | 41.8% |

## Country system

- Decentralised alternative care and data system
- Data on alternative care published<sup>3</sup>
- Is the data system on children in alternative care covered in legislation?
- Is the overarching term, in line with 'alternative care', used in legislation?

## Data system

- Recent or current reform of data system on children in alternative care
- Data collected per individual child
- Personal identification numbers used
- More than one agency mandated to collect data
- Data collected on quality of care and outcomes

## Variables collected on

|  |  |
|--|--|
| <input type="radio"/> Age                        | <input type="radio"/> Reason for entry into care |
| <input type="radio"/> Sex                        | <input type="radio"/> Placement decision maker   |
| <input type="radio"/> Unaccompanied minor status | <input type="radio"/> Reintegrated with family   |
| <input type="radio"/> Statelessness              | <input type="radio"/> Adopted                    |
| <input type="radio"/> Disability status          | <input type="radio"/> Leaving care due to death  |
| <input type="radio"/> Parental status            | <input type="radio"/> Age on leaving care        |

## Residential care

|  |
|--|
| <input type="radio"/> Official maximum number of places in a small group home                          |
| <input type="radio"/> Official maximum number of places in largest type of residential care facilities |
| <input type="radio"/> Data collected separately for small group homes and large institutions           |
| <input type="radio"/> Data collected on length of stay   |
| <input type="radio"/> Data collected on number of staff and their qualifications                       |

## Helpful examples

In 2017, the Council of the Republic of Slovenia for Children and the Family was established. It is a permanent consultative body of the Government of the Republic of Slovenia, whose members are representatives of non-governmental Organisations and professional institutions in the field of children and families and representatives of the Government of the Republic of Slovenia. The Council discusses any issue about children's rights and family policy, including statistical results.

## Room for improvement

The Statistical Office of the Republic of Slovenia (Statistični urad Republike Slovenije, or SURS) collected and published data on children in institutional care until 2014. From then onwards, the Ministry of Labour, Family, Social Affairs and Equal Opportunities has collected the data from administrative sources but the data are not publicly available.

Source: The DataCare project, 2021.

## Endnotes

- 1 Foster care data are from December 2017, source <https://www.irssv.si/index.php/baza-podatkov-o-otrocih> (accessed August 2021). The rest are from 2014 (as they are no longer made public), from the website of The Statistical Office of the Republic of Slovenia (Statistični urad Republike Slovenije), and no data are provided for small group homes and crisis centres.
- 2 Calculated by the DataCare project team using, where relevant, country-specific population statistics from the UNICEF Data Warehouse. Source: [https://data.unicef.org/resources/data\\_explorer/unicef\\_f/?ag=UNICEF&df=DM&ver=1.0&dq=.DM\\_POP\\_U18...&startPeriod=2010&endPeriod=2020](https://data.unicef.org/resources/data_explorer/unicef_f/?ag=UNICEF&df=DM&ver=1.0&dq=.DM_POP_U18...&startPeriod=2010&endPeriod=2020).
- 3 Some data on children in alternative care were published until 2014. Since then, such data has had to be requested.

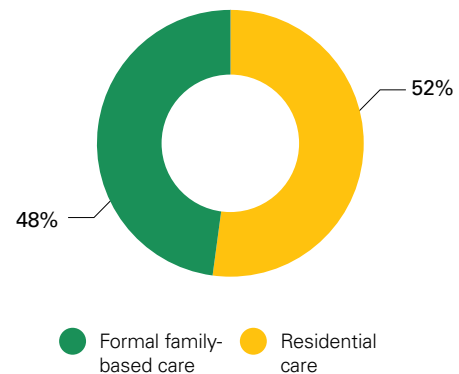
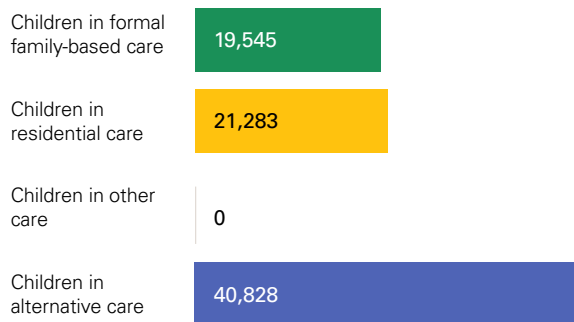


# Spain

|  |   |  |
|--|---|--|
| <p><span style="color: red;">●</span> No</p> <p><span style="color: green;">●</span> Yes</p> | <p>Red indicates that the variable is not collected or the statement not true, green that it is. If no information was found about any of the points in the overview for the particular country, the points are removed on the page for that country.</p> | <p><span style="color: green;">●</span> Children in formal family-based care</p> <p><span style="color: yellow;">●</span> Children in residential care</p> <p><span style="color: grey;">●</span> Children in other care</p> <p><span style="color: blue;">●</span> Children in alternative care</p> |
|--|---|--|

## Total number of children in alternative care<sup>1</sup>

● All children in alternative care covered



## Headline statistics<sup>2</sup>

|  |     |
|--|-----|
| The rate of children aged 0-17 in alternative care at a specific point in time (per 100,000)   | 500 |
| The rate of children aged 0-17 in residential care at a specific point in time (per 100,000)   | 261 |
| The rate of children aged 0-17 in formal family-based care at a specific point in time (per 100,000)                                       | 239 |
| The percentage of children aged 0-17 in residential care (of the total number of children in alternative care) at a specific point in time | 52% |

## Country system

- Decentralised alternative care and data system
- Data on alternative care published<sup>3</sup>
- Is the data system on children in alternative care covered in legislation?
- Is the overarching term, in line with 'alternative care', used in legislation?

## Data system

- Recent or current reform of data system on children in alternative care
- Data collected per individual child
- Personal identification numbers used
- More than one agency mandated to collect data
- Data collected on quality of care and outcomes

## Variables collected on

|  |  |
|--|--|
| <input type="radio"/> Age                        | <input type="radio"/> Reason for entry into care |
| <input type="radio"/> Sex                        | <input type="radio"/> Placement decision maker   |
| <input type="radio"/> Unaccompanied minor status | <input type="radio"/> Reintegrated with family   |
| <input type="radio"/> Statelessness              | <input type="radio"/> Adopted                    |
| <input type="radio"/> Disability status          | <input type="radio"/> Leaving care due to death  |
| <input type="radio"/> Parental status            | <input type="radio"/> Age on leaving care        |

## Residential care

- Official maximum number of places in a small group home
- Official maximum number of places in largest type of residential care facilities
- Data collected separately for small group homes and large institutions
- Data collected on length of stay
- Data collected on number of staff and their qualifications

### Helpful examples

In the last 5-7 years, Spain has included much more detail in its profiles of children – age, migration status, asylum seekers etc. This has been discussed for 12 years, but implementation only began five years ago.

### Room for improvement

Additional research is needed to explore the 19 autonomous communities, as some of them have very detailed data and very good systems, while other regions do not have more than the basics.

Source: The DataCare project, 2021.

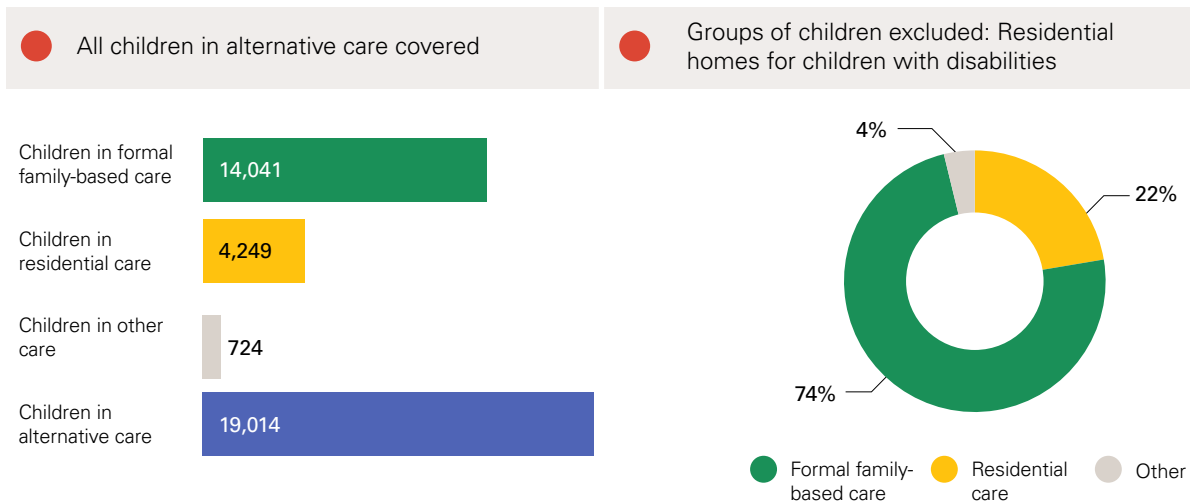
### Endnotes

- 1 Data for 31/12/2018. Source: Boletín de datos estadísticos de medidas de protección a la infancia Boletín número 21 Datos 2018.
- 2 Calculated by the DataCare project team using, where relevant, country-specific population statistics from the UNICEF Data Warehouse. Source: [https://data.unicef.org/resources/data\\_explorer/unicef\\_f?ag=UNICEF&df=DM&ver=1.0&dq=.DM\\_POP\\_U18...&startPeriod=2010&endPeriod=2020](https://data.unicef.org/resources/data_explorer/unicef_f?ag=UNICEF&df=DM&ver=1.0&dq=.DM_POP_U18...&startPeriod=2010&endPeriod=2020)
- 3 Some data on children in alternative care were published until 2014. Since then, such data has had to be requested.

# Sweden

|  |   |  |
|--|---|--|
| <p><span style="color: red;">●</span> No</p> <p><span style="color: green;">●</span> Yes</p> | <p>Red indicates that the variable is not collected or the statement not true, green that it is. If no information was found about any of the points in the overview for the particular country, the points are removed on the page for that country.</p> | <p><span style="color: green;">●</span> Children in formal family-based care</p> <p><span style="color: yellow;">●</span> Children in residential care</p> <p><span style="color: grey;">●</span> Children in other care</p> <p><span style="color: blue;">●</span> Children in alternative care</p> |
|--|---|--|

## Total number of children in alternative care<sup>1</sup>



## Headline statistics<sup>2</sup>

|  |       |
|--|-------|
| The rate of children aged 0-17 in alternative care at a specific point in time (per 100,000)   | 872   |
| The rate of children aged 0-17 in residential care at a specific point in time (per 100,000)   | 195   |
| The rate of children aged 0-17 in formal family-based care at a specific point in time (per 100,000)                                       | 644   |
| The percentage of children aged 0-17 in residential care (of the total number of children in alternative care) at a specific point in time | 22.3% |

## Country system

- Decentralised alternative care and data system
- Data on alternative care published
- Is the data system on children in alternative care covered in legislation?
- Is the overarching term, in line with 'alternative care', used in legislation?

## Data system

- Recent or current reform of data system on children in alternative care
- Data collected per individual child
- Personal identification numbers used
- More than one agency mandated to collect data
- Data collected on quality of care and outcomes

## Variables collected on

|   |   |
|---|---|
| <input type="checkbox"/> Age                        | <input type="checkbox"/> Reason for entry into care |
| <input type="checkbox"/> Sex                        | <input type="checkbox"/> Placement decision maker   |
| <input type="checkbox"/> Unaccompanied minor status | <input type="checkbox"/> Reintegrated with family   |
| <input type="checkbox"/> Statelessness              | <input type="checkbox"/> Adopted                    |
| <input type="checkbox"/> Disability status          | <input type="checkbox"/> Leaving care due to death  |
| <input type="checkbox"/> Parental status            | <input type="checkbox"/> Age on leaving care        |

## Residential care

|   |
|---|
| <input type="checkbox"/> Official maximum number of places in a small group home                          |
| <input type="checkbox"/> Official maximum number of places in largest type of residential care facilities |
| <input type="checkbox"/> Data collected on length of stay   |
| <input type="checkbox"/> Data collected on number of staff and their qualifications                       |
| <input type="checkbox"/> All forms of residential child care are recognised as alternative care           |

## Helpful examples

The Child Welfare Intervention Register is a population-based national public authority register (administrative data system) that covers individual data on child welfare interventions using the unique personal identification number (PIN: *personnummer*) that all Swedish residents have. Data collected include the type of alternative care provision, whether the intervention is voluntary or coercive, and time-series of placement histories. Through the use of the PIN, statistics include aggregated measures of pharmaceutical drug prescriptions, and compulsory school and upper secondary school completion rates.

## Room for improvement

Individuals may be registered under different alternative care provisions, and categories may overlap. Hence, the total number of children in alternative care may differ from the sum of children in the different alternative care provisions listed.

Source: The DataCare project, 2021.

## Endnotes

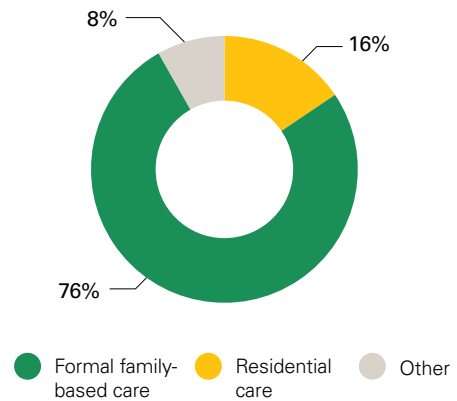
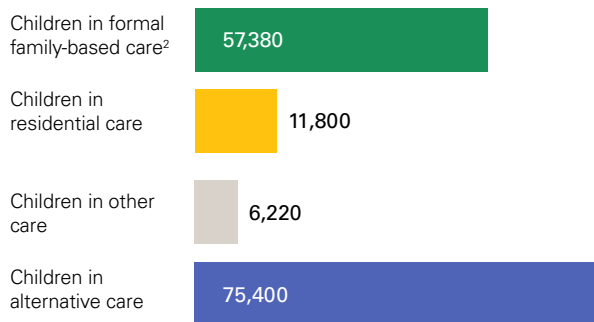
- 1 Data for 01/11/2019 contains 'other' alternative care provisions that cannot be definitely said to be residential care or family-based care, or that are not considered alternative care in all countries. Source: <https://www.socialstyrelsen.se/globalassets/sharepoint-dokument/artikelkatalog/statistik/2020-8-6871.pdf> (accessed August 2021).
- 2 Calculated by the DataCare project team using, where relevant, country-specific population statistics from the UNICEF Data Warehouse. Source: [https://data.unicef.org/resources/data\\_explorer/unicef\\_f/?ag=UNICEF&df=DM&ver=1.0&dq=.DM\\_POP\\_U18...&startPeriod=2010&endPeriod=2020](https://data.unicef.org/resources/data_explorer/unicef_f/?ag=UNICEF&df=DM&ver=1.0&dq=.DM_POP_U18...&startPeriod=2010&endPeriod=2020).

# UK-England

|  |   |  |
|--|---|--|
| <p><span style="color: red;">●</span> No</p> <p><span style="color: green;">●</span> Yes</p> | <p>Red indicates that the variable is not collected or the statement not true, green that it is. If no information was found about any of the points in the overview for the particular country, the points are removed on the page for that country.</p> | <p><span style="color: green;">●</span> Children in formal family-based care</p> <p><span style="color: yellow;">●</span> Children in residential care</p> <p><span style="color: grey;">●</span> Children in other care</p> <p><span style="color: blue;">●</span> Children in alternative care</p> |
|--|---|--|

## Total number of children in alternative care<sup>1</sup>

● All children in alternative care covered



## Headline statistics<sup>3</sup>

|  |       |
|--|-------|
| The rate of children aged 0-17 in alternative care at a specific point in time (per 100,000)   | 623   |
| The rate of children aged 0-17 in residential care at a specific point in time (per 100,000)   | 98    |
| The rate of children aged 0-17 in formal family-based care at a specific point in time (per 100,000)                                       | 474   |
| The percentage of children aged 0-17 in residential care (of the total number of children in alternative care) at a specific point in time | 15.6% |

## Country system

- Decentralised alternative care and data system
- Data on alternative care published
- Is the data system on children in alternative care covered in legislation?
- Is the overarching term, in line with 'alternative care', used in legislation?
- Formal kinship care is a subdivision of foster care

## Data system

- Recent or current reform of data system on children in alternative care
- Data collected per individual child
- Personal identification numbers used
- More than one agency mandated to collect data
- Data collected on quality of care and outcomes

## Variables collected on

|   |   |
|---|---|
| <input type="checkbox"/> Age                        | <input type="checkbox"/> Reason for entry into care |
| <input type="checkbox"/> Sex                        | <input type="checkbox"/> Placement decision maker   |
| <input type="checkbox"/> Unaccompanied minor status | <input type="checkbox"/> Reintegrated with family   |
| <input type="checkbox"/> Statelessness              | <input type="checkbox"/> Adopted                    |
| <input type="checkbox"/> Disability status          | <input type="checkbox"/> Leaving care due to death  |
| <input type="checkbox"/> Parental status            | <input type="checkbox"/> Age on leaving care        |

## Residential care

|   |
|---|
| <input type="checkbox"/> Official maximum number of places in a small group home                          |
| <input type="checkbox"/> Official maximum number of places in largest type of residential care facilities |
| <input type="checkbox"/> Data collected separately for small group homes and large institutions           |
| <input type="checkbox"/> Data collected on length of stay   |
| <input type="checkbox"/> Data collected on number of staff and their qualifications                       |

## Helpful examples

The ability to observe the placement stability experienced by children in alternative care.

Data record a reason for placement change, allowing for planned changes of placements to be identifiable.

Repeat re-entries to care are also possible to identify.

Source: The DataCare project, 2021.

## Endnotes

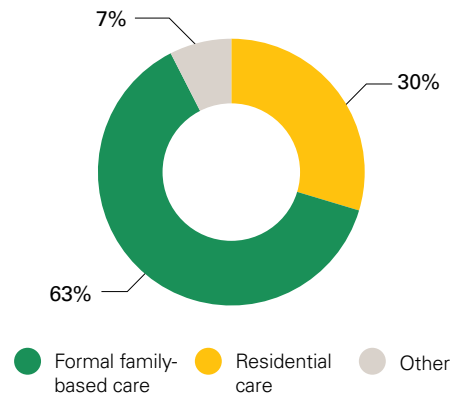
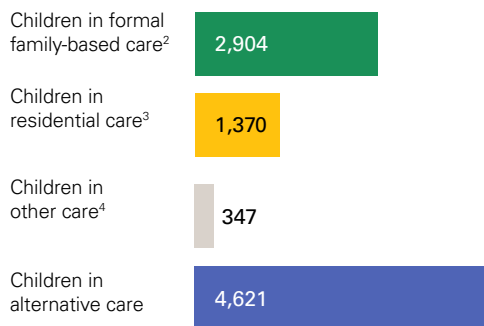
- 1 The reference point is 31/03/2020. The data contain 'other' alternative care provisions that cannot be definitely said to be residential care or family-based care, or that are not considered alternative care in all countries. Source: <https://stats.wales.gov.wales/Catalogue/Health-and-Social-Care/Social-Services/Childrens-Services/Children-Looked-After/> (accessed August 2021).
- 2 Does not include pre-adoptive foster care.
- 3 Calculated by the DataCare project team using, where relevant, country-specific population statistics from the UNICEF Data Warehouse. Source: [https://data.unicef.org/resources/data\\_explorer/unicef\\_f?ag=UNICEF&df=DM&ver=1.0&dq=.DM\\_POP\\_U18...&startPeriod=2010&endPeriod=2020](https://data.unicef.org/resources/data_explorer/unicef_f?ag=UNICEF&df=DM&ver=1.0&dq=.DM_POP_U18...&startPeriod=2010&endPeriod=2020).

# UK-Northern Ireland

|  |   |  |
|--|---|--|
| <p><span style="color: red;">●</span> No</p> <p><span style="color: green;">●</span> Yes</p> | <p>Red indicates that the variable is not collected or the statement not true, green that it is. If no information was found about any of the points in the overview for the particular country, the points are removed on the page for that country.</p> | <p><span style="color: green;">●</span> Children in formal family-based care</p> <p><span style="color: orange;">●</span> Children in residential care</p> <p><span style="color: grey;">●</span> Children in other care</p> <p><span style="color: blue;">●</span> Children in alternative care</p> |
|--|---|--|

## Total number of children in alternative care<sup>1</sup>

● All children in alternative care covered



## Headline statistics<sup>5</sup>

|  |       |
|--|-------|
| The rate of children aged 0-17 in alternative care at a specific point in time (per 100,000)   | 1,048 |
| The rate of children aged 0-17 in residential care at a specific point in time (per 100,000)   | 311   |
| The rate of children aged 0-17 in formal family-based care at a specific point in time (per 100,000)                                       | 658   |
| The percentage of children aged 0-17 in residential care (of the total number of children in alternative care) at a specific point in time | 29.6% |

## Country system

- Decentralised alternative care and data system
- Data on alternative care published
- Is the data system on children in alternative care covered in legislation?
- Is the overarching term, in line with 'alternative care', used in legislation?
- Formal kinship care is a subdivision of foster care

## Data system

- Recent or current reform of data system on children in alternative care
- Data collected per individual child
- Personal identification numbers used
- More than one agency mandated to collect data
- Data collected on quality of care and outcomes

---

## Variables collected on

|   |   |
|---|---|
| <input type="checkbox"/> Age                        | <input type="checkbox"/> Reason for entry into care |
| <input type="checkbox"/> Sex                        | <input type="checkbox"/> Placement decision maker   |
| <input type="checkbox"/> Unaccompanied minor status | <input type="checkbox"/> Reintegrated with family   |
| <input type="checkbox"/> Statelessness              | <input type="checkbox"/> Adopted                    |
| <input type="checkbox"/> Disability status          | <input type="checkbox"/> Leaving care due to death  |
| <input type="checkbox"/> Parental status            | <input type="checkbox"/> Age on leaving care        |

---

## Residential care

|   |
|---|
| <input type="checkbox"/> Official maximum number of places in a small group home: 8                       |
| <input type="checkbox"/> Official maximum number of places in largest type of residential care facilities |
| <input type="checkbox"/> Data collected separately for small group homes and large institutions           |
| <input type="checkbox"/> Data collected on length of stay   |
| <input type="checkbox"/> Data collected on number of staff and their qualifications                       |

Source: The DataCare project, 2021.

## Endnotes

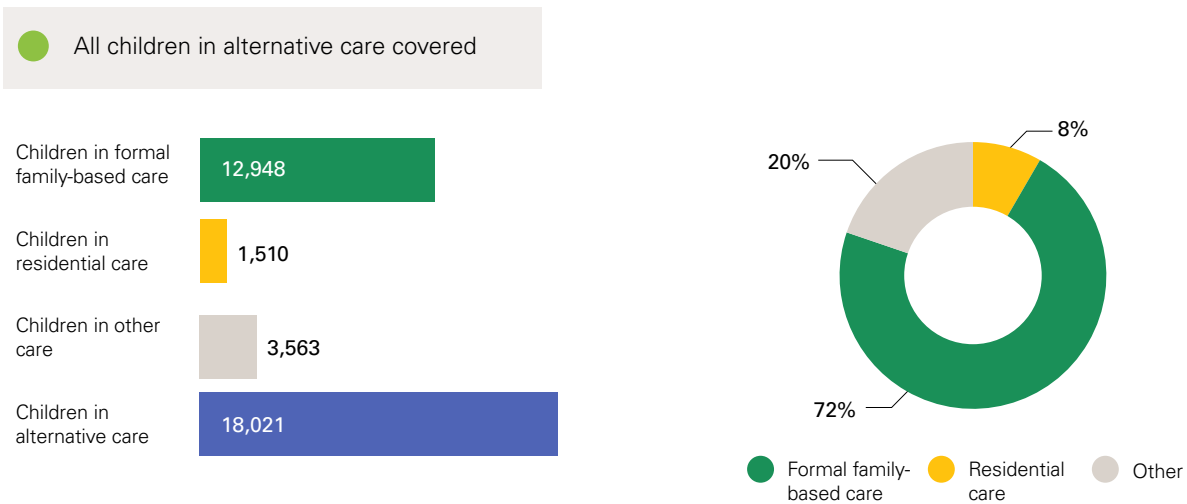
- 1 The data reference point is 31/03/2020. The data contain 'other' alternative care provisions that cannot be definitely said to be residential care or family-based care, or that are not considered alternative care in all countries. Source: <https://www.health-ni.gov.uk/sites/default/files/publications/health/child-social-care-19-20.pdf>.
- 2 Does not include pre-adoptive foster care and specialised foster care.
- 3 Does not include supported accommodation.
- 4 Does not include unregulated placements.
- 5 Calculated by the DataCare project team using, where relevant, country-specific population statistics from the UNICEF Data Warehouse. Source: [https://data.unicef.org/resources/data\\_explorer/unicef\\_f?ag=UNICEF&df=DM&ver=1.0&dq=.DM\\_POP\\_U18...&startPeriod=2010&endPeriod=2020](https://data.unicef.org/resources/data_explorer/unicef_f?ag=UNICEF&df=DM&ver=1.0&dq=.DM_POP_U18...&startPeriod=2010&endPeriod=2020).



# UK-Scotland

|  |   |  |
|--|---|--|
| <p><span style="color: red;">●</span> No</p> <p><span style="color: green;">●</span> Yes</p> | <p>Red indicates that the variable is not collected or the statement not true, green that it is. If no information was found about any of the points in the overview for the particular country, the points are removed on the page for that country.</p> | <p><span style="color: green;">●</span> Children in formal family-based care</p> <p><span style="color: orange;">●</span> Children in residential care</p> <p><span style="color: grey;">●</span> Children in other care</p> <p><span style="color: blue;">●</span> Children in alternative care</p> |
|--|---|--|

## Total number of children in alternative care<sup>1</sup>



## Headline statistics<sup>2</sup>

|  |       |
|--|-------|
| The rate of children aged 0-17 in alternative care at a specific point in time (per 100,000)   | 1,755 |
| The rate of children aged 0-17 in residential care at a specific point in time (per 100,000)   | 147   |
| The rate of children aged 0-17 in formal family-based care at a specific point in time (per 100,000)                                       | 1,261 |
| The percentage of children aged 0-17 in residential care (of the total number of children in alternative care) at a specific point in time | 8.4%  |

### Country system

- Decentralised alternative care and data system
- Data on alternative care published
- Is the data system on children in alternative care covered in legislation?
- Is the overarching term, in line with 'alternative care', used in legislation?
- Formal kinship care is a subdivision of foster care

### Data system

- Recent or current reform of data system on children in alternative care
- Data collected per individual child
- Personal identification numbers used
- More than one agency mandated to collect data
- Data collected on quality of care and outcomes

## Variables collected on

|   |   |
|---|---|
| <input type="checkbox"/> Age                        | <input type="checkbox"/> Reason for entry into care |
| <input type="checkbox"/> Sex                        | <input type="checkbox"/> Placement decision maker   |
| <input type="checkbox"/> Unaccompanied minor status | <input type="checkbox"/> Reintegrated with family   |
| <input type="checkbox"/> Statelessness              | <input type="checkbox"/> Adopted                    |
| <input type="checkbox"/> Disability status          | <input type="checkbox"/> Leaving care due to death  |
| <input type="checkbox"/> Parental status            | <input type="checkbox"/> Age on leaving care        |

## Residential care

|   |
|---|
| <input type="checkbox"/> Official maximum number of places in a small group home                          |
| <input type="checkbox"/> Official maximum number of places in largest type of residential care facilities |
| <input type="checkbox"/> Data collected separately for small group homes and large institutions           |
| <input type="checkbox"/> Data collected on length of stay in residential care                             |
| <input type="checkbox"/> Data collected on number of staff and their qualifications                       |

## Helpful examples

Consistent data collection over the last 10 years that enables trends over time in the number, characteristics and placements of looked after children to be identified.

## Room for improvement

Scotland's data could be further optimised at national and local government levels with increased access provided to practitioners and managers and increased use made of data by decision makers/leaders regarding service delivery. Data officers may also have limited knowledge of day-to-day care practice, which then impacts on the quality of the data recording systems and the analysis derived from the data.

Source: The DataCare project, 2021.

## Endnotes

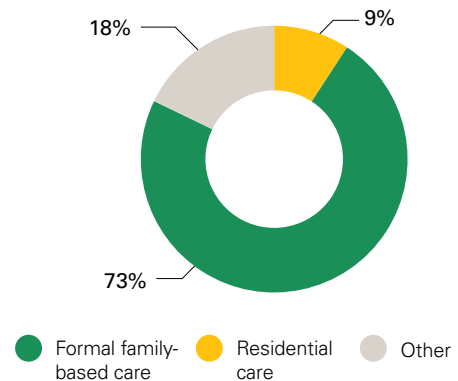
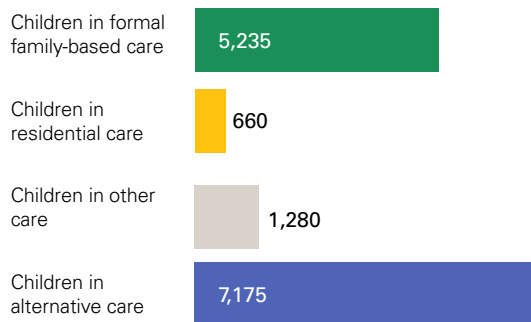
- 1 The data reference point is 31/07/2020. The data contain 'other' alternative care provisions that cannot be definitely said to be residential care or family-based care, or that are not considered alternative care in all countries. Source: [https://www.scra.gov.uk/resources\\_articles\\_category/official-statistics/](https://www.scra.gov.uk/resources_articles_category/official-statistics/).
- 2 Calculated by the DataCare project team using, where relevant, country-specific population statistics from the UNICEF Data Warehouse. Source: [https://data.unicef.org/resources/data\\_explorer/unicef\\_f?ag=UNICEF&df=DM&ver=1.0&dq=.DM\\_POP\\_U18...&startPeriod=2010&endPeriod=2020](https://data.unicef.org/resources/data_explorer/unicef_f?ag=UNICEF&df=DM&ver=1.0&dq=.DM_POP_U18...&startPeriod=2010&endPeriod=2020).

# UK-Wales

|  |   |  |
|--|---|--|
| <p><span style="color: red;">●</span> No</p> <p><span style="color: green;">●</span> Yes</p> | <p>Red indicates that the variable is not collected or the statement not true, green that it is. If no information was found about any of the points in the overview for the particular country, the points are removed on the page for that country.</p> | <p><span style="color: green;">●</span> Children in formal family-based care</p> <p><span style="color: orange;">●</span> Children in residential care</p> <p><span style="color: grey;">●</span> Children in other care</p> <p><span style="color: blue;">●</span> Children in alternative care</p> |
|--|---|--|

## Total number of children in alternative care<sup>1</sup>

● All children in alternative care covered



## Headline statistics<sup>2</sup>

|  |       |
|--|-------|
| The rate of children aged 0-17 in alternative care at a specific point in time (per 100,000)   | 1,139 |
| The rate of children aged 0-17 in residential care at a specific point in time (per 100,000)   | 105   |
| The rate of children aged 0-17 in formal family-based care at a specific point in time (per 100,000)                                       | 831   |
| The percentage of children aged 0-17 in residential care (of the total number of children in alternative care) at a specific point in time | 9.2%  |

### Country system

- Decentralised alternative care and data system
- Data on alternative care published
- Is the data system on children in alternative care covered in legislation?
- Is the overarching term, in line with 'alternative care', used in legislation?
- Formal kinship care is a subdivision of foster care

### Data system

- Recent or current reform of data system on children in alternative care
- Data collected per individual child
- Personal identification numbers used
- More than one agency mandated to collect data
- Data collected on quality of care and outcomes

## Variables collected on

|   |   |
|---|---|
| <input type="checkbox"/> Age                        | <input type="checkbox"/> Reason for entry into care |
| <input type="checkbox"/> Sex                        | <input type="checkbox"/> Placement decision maker   |
| <input type="checkbox"/> Unaccompanied minor status | <input type="checkbox"/> Reintegrated with family   |
| <input type="checkbox"/> Statelessness              | <input type="checkbox"/> Adopted                    |
| <input type="checkbox"/> Disability status          | <input type="checkbox"/> Leaving care due to death  |
| <input type="checkbox"/> Parental status            | <input type="checkbox"/> Age on leaving care        |

## Residential care

|   |
|---|
| <input type="checkbox"/> Official maximum number of places in a small group home                          |
| <input type="checkbox"/> Official maximum number of places in largest type of residential care facilities |
| <input type="checkbox"/> Data collected separately for small group homes and large institutions           |
| <input type="checkbox"/> Data collected on length of stay in residential care                             |
| <input type="checkbox"/> Data collected on number of staff and their qualifications                       |

### Helpful examples

One proxy measurement of care quality is that of placement stability, measured through the recording of the number of placement changes a child or young person experiences in each data collection year. The numbers of children who experience 1, 2 or 3 or more placements in a year are recorded.

### Room for improvement

All the publicly available aggregate figures quoted are rounded to the nearest five by Welsh Government prior to publication. Where there are less than five children in any group, the actual number is suppressed and not published.

Source: The DataCare project, 2021.

### Endnotes

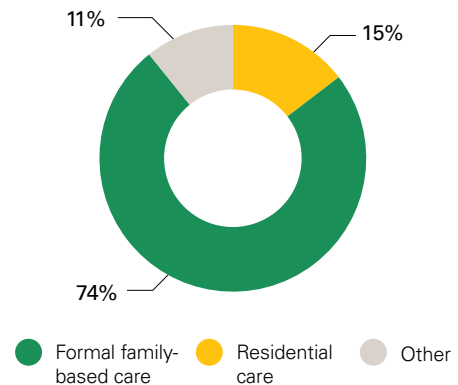
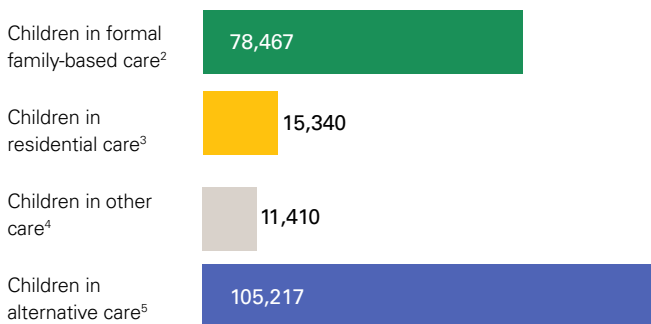
- 1 The data reference point is 31/03/2020. The data contain 'other' alternative care provisions that cannot be definitely said to be residential care or family-based care, or that are not considered alternative care in all countries. Source: <https://stats.wales.gov.wales/Catalogue/Health-and-Social-Care/Social-Services/Childrens-Services/Children-Looked-After/> (all accessed August 2021).
- 2 Calculated by the DataCare project team using, where relevant, country-specific population statistics from the UNICEF Data Warehouse. Source: [https://data.unicef.org/resources/data\\_explorer/unicef\\_f?ag=UNICEF&df=DM&ver=1.0&dq=.DM\\_POP\\_U18...&startPeriod=2010&endPeriod=2020](https://data.unicef.org/resources/data_explorer/unicef_f?ag=UNICEF&df=DM&ver=1.0&dq=.DM_POP_U18...&startPeriod=2010&endPeriod=2020).

# United Kingdom

|                          |   |   |
|--------------------------|---|---|
| <p>● No</p> <p>● Yes</p> | <p>Red indicates that the variable is not collected or the statement not true, green that it is. If no information was found about any of the points in the overview for the particular country, the points are removed on the page for that country.</p> | <p>● Children in formal family-based care</p> <p>● Children in residential care</p> <p>● Children in other care</p> <p>● Children in alternative care</p> |
|--------------------------|---|---|

## Total number of children in alternative care<sup>1</sup>

● All children in alternative care covered



## Headline statistics<sup>6</sup>

|  |       |
|--|-------|
| The rate of children aged 0-17 in alternative care at a specific point in time (per 100,000)   | 741   |
| The rate of children aged 0-17 in residential care at a specific point in time (per 100,000)   | 108   |
| The rate of children aged 0-17 in formal family-based care at a specific point in time (per 100,000)                                       | 553   |
| The percentage of children aged 0-17 in residential care (of the total number of children in alternative care) at a specific point in time | 14.6% |

## Country system

- Decentralised alternative care and data system
- Data on alternative care published
- Is the data system on children in alternative care covered in legislation?
- Is the overarching term, in line with 'alternative care', used in legislation?
- Formal kinship care is a subdivision of foster care

## Data system

- Recent or current reform of data system on children in alternative care<sup>7</sup>
- Data collected per individual child
- Personal identification numbers used<sup>8</sup>
- More than one agency mandated to collect data
- Data collected on quality of care and outcomes<sup>9</sup>

## Variables collected on

|  |  |
|--|--|
| ● Age                                      | ● Reason for entry into care <sup>10</sup> |
| ● Sex                                      | ● Placement decision maker <sup>11</sup>   |
| ● Unaccompanied minor status <sup>12</sup> | ● Reintegrated with family                 |
| ● Statelessness                            | ● Adopted                                  |
| ● Disability status                        | ● Leaving care due to death                |
| ● Parental status                          | ● Age on leaving care <sup>13</sup>        |

## Residential care

|   |
|---|
| ● Official maximum number of places in a small group home (only in Northern Ireland): Up to 8 |
| ● Official maximum number of places in largest type of residential care facilities            |
| ● Data collected separately for small group homes and large institutions <sup>14</sup>        |
| ● Data collected on length of stay <sup>15</sup>  |
| ● Data collected on number of staff and their qualifications <sup>16</sup>                    |

## Helpful examples

The ability to observe the placement stability experienced by children in alternative care. Data record a reason for placement change, allowing for planned changes of placements to be identifiable. Repeat re-entries to care are also possible to identify.<sup>17</sup>

Consistent data collection over the last 10 years that enables trends over time in the number, characteristics, and placements of looked after children to be identified.<sup>18</sup>

One proxy measurement of care quality is that of placement stability, measured through the recording the number of placement changes a child or young person experiences in each data collection year. The numbers of children who experience 1, 2, or 3 or more placements in a year is recorded.<sup>19</sup>

## Room for improvement

Scotland's data could be further optimised at national and local government levels with increased access provided to practitioners and managers and increased use made of it by decision makers/leaders regarding service delivery. Data officers may also have limited knowledge of day-to-day care practice, which then impacts on the quality of the data recording systems and the analysis derived from the data.<sup>20</sup> All the publicly available aggregate figures quoted are rounded to the nearest five by the Welsh Government prior to publication. Where there are less than five children in any group, the actual number is suppressed and not published.<sup>21</sup>

Source: The DataCare project, 2021.

### Endnotes

- 1 The data reference point for Scotland is 31/07/2020. For England, Northern Ireland, and Wales the reference point is 31/03/2020. The data contain 'other' alternative care provisions that cannot be definitely said to be residential care or family-based care, or that are not considered alternative care in all countries. Sources of data for England: <https://www.gov.uk/government/statistics/children-looked-after-in-england-including-adoption-2019-to-2020>. Source for Northern Ireland: <https://www.health-ni.gov.uk/sites/default/files/publications/health/child-social-care-19-20.pdf>. Source for Scotland: [https://www.scra.gov.uk/resources\\_articles\\_category/official-statistics/](https://www.scra.gov.uk/resources_articles_category/official-statistics/). Source for Wales: <https://stats.wales.gov.wales/Catalogue/Health-and-Social-Care/Social-Services/Childrens-Services/Children-Looked-After/> (all accessed August 2021).
- 2 This does not include pre-adoptive foster care in England and Northern Ireland, and specialised foster care in Northern Ireland. In Wales, numbers are rounded to the nearest 5 and if the total is below 5 the number is suppressed.
- 3 This does not include supported accommodation in Northern Ireland. In Wales numbers are rounded to the nearest 5 and if the total is below 5 the number is suppressed.
- 4 This does not include unregulated placements in Northern Ireland. In Wales numbers are rounded to the nearest 5 and if the total is below 5 the number is suppressed.
- 5 As noted, numbers in Wales are rounded to the nearest 5 and the number is suppressed if the total is below 5.

- 6 Calculated by the DataCare project team using, where relevant, country-specific population statistics from the UNICEF Data Warehouse. Source: [https://data.unicef.org/resources/data\\_explorer/unicef\\_f/?ag=UNICEF&df=DM&ver=1.0&dq=DM\\_POP\\_U18...&startPeriod=2010&endPeriod=2020](https://data.unicef.org/resources/data_explorer/unicef_f/?ag=UNICEF&df=DM&ver=1.0&dq=DM_POP_U18...&startPeriod=2010&endPeriod=2020).
- 7 Except England.
- 8 Except Scotland.
- 9 Except Northern Ireland.
- 10 Except Scotland.
- 11 As above.
- 12 Except Scotland, which does not cover any part of 'country of origin'.
- 13 Except Wales.
- 14 Except Northern Ireland, which only has small group homes.
- 15 Except Wales.
- 16 Except England.
- 17 UK-England.
- 18 UK-Scotland.
- 19 UK-Wales.
- 20 UK-Scotland.
- 21 UK-Wales.