

Water, hygiene and sanitation

Budget Brief 2021-2022

Key messages

1. For the fiscal year 2021-2022, the amount allocated to water, hygiene and sanitation (WASH) is 35.5 billion Burundi francs (BIF), or 18.0 million US dollars (US\$). It represents 2.1% of the total budget, compared to 0.94% in 2020-2021¹.
2. The state budget allocated to this sector has seen a significant increase of more than one hundred percent (128.7%) between 2020-2021 and 2021-2022. This is due to the inclusion in this sector of the budget of the Régie de Production et de Distribution de l'Eau et de l'Électricité (REGIDESO), amounting to 17.0 billion Burundian francs (BIF), or 47.8% of the sector budget. REGIDESO is an autonomous public establishment.
3. The sector is covered by several ministries and institutions. This situation creates difficulties in terms of budget monitoring and programming.
4. The drinking water coverage rate is 82.8%, of which 80.9% is in rural areas and 98.1% in urban areas. The proportion of the population having access to improved health infrastructure is 43.8% according to the DHS-III (ISTEEBU, 2016-2017).
5. The WASH sector still has a very good absorptive capacity with a budget execution rate of more than 95% since FY 2017.

Recommandations

- To achieve universal access to water, hygiene and sanitation as set out in the MDGs, and to better respond to health shocks such as the COVID-19 pandemic, it is crucial to **increase budgetary allocations to the WASH sector**. This is necessary in order to increase the **rate of access to, and management of, water and sanitation infrastructure** for the benefit of the population. This increase can come from internal resources, or from external resources and should focus on the capital expenditure needed to increase the infrastructure of the sector.
- There is a need to develop the sector strategy and **to establish a single framework to improve sector coordination and budget monitoring** because the sector is covered by various ministries/institutions.

Water, hygiene and sanitation

Introduction



■ The International Convention on the Rights of the Child recognizes the right to water. Thus, Burundi's National Development Plan (NDP 2018-2027) and the National Prioritization Report on the Sustainable Development Goals (SDGs) are instruments for implementing this convention by highlighting the necessary strategic orientations and targets to achieve it.

■ The rate of access to basic drinking water services increased from 51% to 61% between 2010 and 2017 (UNICEF/WHO, JMP 2019) and varies by setting. Indeed, in urban areas, this rate improved significantly, from 82% to 90% between 2010 and 2017, an increase of 8%. Similarly, in rural areas, the rate increased from 48% to 57% over the same period, an increase of 9%. In terms of basic sanitation, access rates to adequate sanitation facilities were 45%-46% between 2000 and 2017 (UNICEF/WHO, JMP 2019).

■ Results of the Joint Monitoring Program for Water Supply, Sanitation and Hygiene (JMP) show that 80% of households nationwide have access to an improved water source for drinking, but only 61% have access to such a source within 30 minutes of their home.

■ The Demographic and Health Survey (DHS) 2016-2017 indicates that inequalities between those who take less and more than 30 minutes to get water are significant, especially in rural areas. The DHS also reveals that in urban

areas, a majority of households (42.6%) have access to water at home compared to 1.2% of rural households, which explains shorter water supply times. The same survey shows that 76.6% of the richest households take less than 30 minutes to get water compared to 48.8% of the poorest households.

■ It also shows strong inequalities between provinces, with percentages ranging from 33.8% in Muyinga to 91% in Bujumbura. Access to water remains a challenge for some, depending on the province or the economic conditions of the household.

■ Considering the basic sanitation, according to the 2019 JMP estimates, 46% of households have access to basic sanitation services at national level. This means that more than five out of ten households (54%) do not have any access to basic sanitation services, including shared toilets. Open air defecation is still a reality.

The differences between urban and rural areas are limited (42% and 46% access respectively), which can be explained by the fact that only non-shared toilets are considered; 44% of urban households versus 7% of rural households use shared toilets. In terms of hygiene of latrines in schools, the situation remains alarming.

78% of schools have unhygienic latrines compared to 21.44% of schools equipped with hygienic latrines, according to the February 2018 report by the Ministry of Education, Higher Education and Scientific Research.

■ In general, adequate sanitation is still a problem as the national rate is 16% and 27% for urban areas. However, progress has been made in terms of policies and strategies, according to the National Water Policy, the institutional framework for water or the National Sanitation Policy and its action plan.

In addition, many programs or projects are being implemented, such as the Water Sector Program (PROSECEAU), the projects of the Agency for Hydraulics and Sanitation in Rural Areas (AHAMR) and REGIDESO.

Some key statistics on the WASH sector in Burundi

Indicators	Values
Percentage of population with access to improved drinking water sources (JMP).	80.3% Urban: 97.6% Rural: 77.8%
Percentage of population with access to an improved water source within 30 minutes (JMP).	61%
Percentage of population with access to improved non-shared health facilities (JMP)	46%
Percentage of households where handwashing facilities (with soap and water) were observed (JMP).	6%

Sources: ISTEERU, «Population projections 2010-2050», and DHS 2016-2017.

Water, hygiene and sanitation

Through the national targets prioritized in the 2017 National SDG Report, Burundi has chosen two main targets from SDG6 to make water and sanitation accessible.

These are target 6.1 which states “By 2030, ensure universal and equitable access to safe drinking water at an affordable cost” and target 6.2 which aims to “ensure equitable access to adequate sanitation and hygiene for all and end open defecation, with particular attention to the needs of women and girls and people in vulnerable situations”.

To reach this objective, major constraints remain and are linked, among other things, to the lack of financial means in order to increase and maintain water and sanitation infrastructures to cover the entire national territory.

Despite these challenges, the government of Burundi, through the Ministry of Hydraulics, Energy and Mines, which coordinates interventions in this sector, is putting in place programs to improve access rates to drinking water and to improve sanitation and hygiene. Examples include the regular drinking water supply program in urban areas, the regular drinking water supply program in rural areas, the program to promote basic sanitation in urban areas, etc.

In the current context of the Covid-19 pandemic, the Government of Burundi has sensitized the population to put in place an anti-Covid system, of which hand washing in all public places and social distancing are the most widespread.



Evolution of budgets of the WASH sector

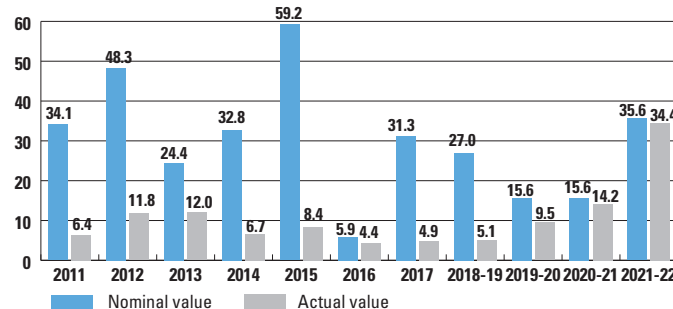
Budgetary allocations to the WASH sector between 2011 and 2020/2022 increased from BIF 34.1 billion in 2011 to BIF 35.5 billion in 2021-2022. However, a low budget allocation was observed in 2016 with an amount of BIF 5.9 billion before rising to BIF 31.3 billion in 2017.

This situation is explained by the targeted intervention of development partners according to the projects carried out in this sector over a given period. During the 2021-2022 budgetary year, the budgetary allocations to the WASH sector integrate the REGIDESO budget with a significant share of 47.8%.

Analysis of this graph shows the same trend in budget allocations in nominal and constant values over the period under review.

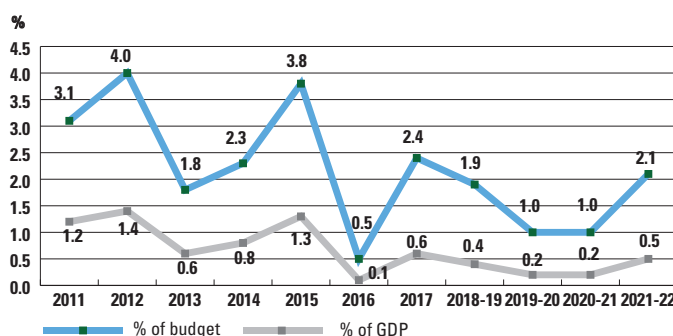
The share of the state budget allocated to the WASH sector is 2.1% in 2021-2022 compared to 0.94% in 2020-2021. In relation to the national economy, the share of the state budget allocated to this sector represents 0.5% of GDP in 2021-2022.

Fig. 1: Trends in budgetary allocations to the WASH sector in nominal and real², in billions of BIF



Sources: Budget Acts 2011-2021/2022

Fig. 2: Evolution of WASH sector expenditure, as % of GDP and total budget



Sources: Budget Acts 2011-2021/2022

Water, hygiene and sanitation

Composition of expenditure of WASH sector

In Burundi, ministries and institutions participate in the implementation of the sector's interventions, including the Ministry of Hydraulics, Energy and Mines (MHEM), the Ministry of the Environment, Agriculture and Livestock (MEAE), the Ministry of Infrastructure, Equipment and Social Housing (MEILS), the Ministry of Public Health and the Fight against AIDS (MSPLS) and REGIDESO.

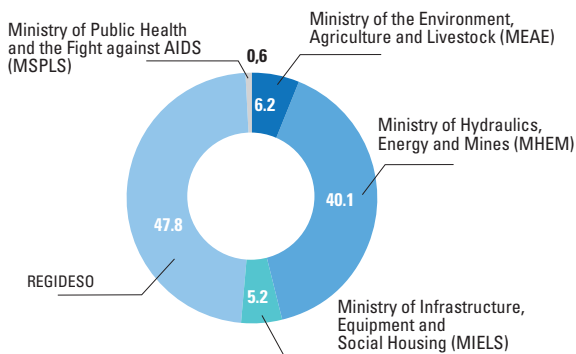
In terms of the composition by economic nature of expenditure, of the budgetary allocations to the water, sanitation and hygiene (WASH) sector, 93.2% is allocated to investments, 5% to transfers and subsidies. Salaries and goods and services together account for 1.5%.



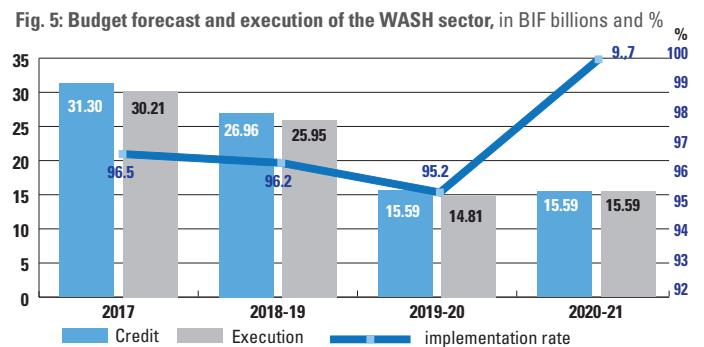
WASH sector budget forecasting and execution

The expenditure execution rate of the WASH sector from 2017 to 2020-2021 is above 95%, which shows a good absorption capacity of the funds authorized to the sector and a good budget planning in line with the activities.

Fig. 3: Distribution of WASH budget allocations by Institution in 2021-2022 (In %)

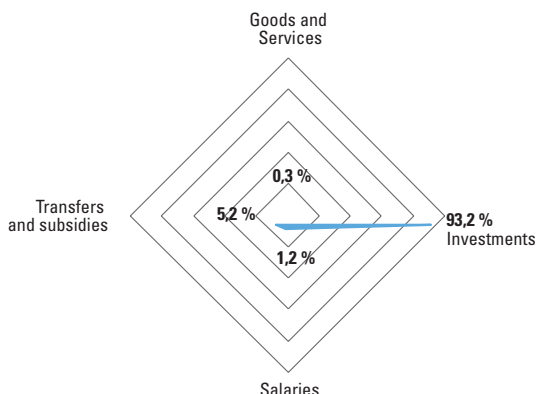


Source: Finance Act 2021-2022



Sources: MFBPE, Budget Acts 2017-2020/2021

Fig. 4: Distribution of WASH sector expenditure by economic nature in 2021-2022 (In %)



Source: Finance Act 2021-2022



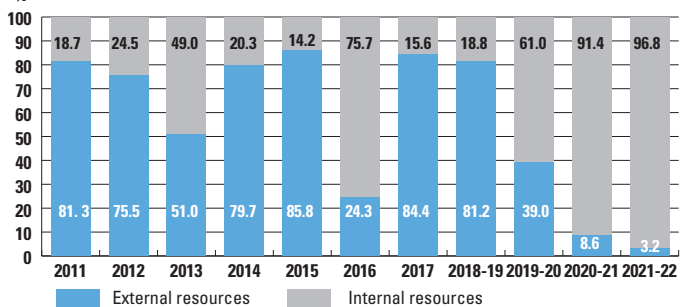
Water, hygiene and sanitation

Sources of funding WASH sector

Analysis of WASH sector funding during the period under review shows that it is mainly depending on external resources, except for the years 2016 and the last two years 2020-2021 and 2021-2022.



Fig. 6: Sources of funding for the WASH sector from 2011 to 2021-2022, In %



Sources: Finance Acts 2011-2021/2022

1. The budget allocated to water, hygiene and sanitation in 2020/2021 was BIF 15.6 billion, equivalent to US\$8.1 million
2. Budget allocations in nominal terms are those that are shown in relation to a given period. Budgetary allocations in real terms are those that are adjusted for price increases relative to a base or reference figure.



Acknowledgements

The budget analysis presented in this document is part of a series of analyses on the social sectors for the fiscal year 2021-2022. This budget analysis is the result of a frank collaboration between the University Research Centre for Economic and Social Development (CURDES), the Ministry of Finance, Budget and Economic Planning and the sectoral ministries.