

## EARLY INITIATION RATES BY COUNTRY

Countries and territories	Latest estimate <sup>i</sup>			Baseline estimate for trend <sup>ii</sup>		Trend <sup>iii</sup> Category
	Year	Early initiation of breastfeeding (%)	Rank <sup>iv</sup>	Year	Early initiation of breastfeeding (%)	
Afghanistan	2015	40.9	57			
Albania	2008	43.4				
Algeria	2012	35.7		2006	49.5	▼
Andorra	<i>no data</i>					
Angola	2015	48.3	50	2007	54.9	▬
Anguilla	<i>no data</i>					
Antigua and Barbuda	<i>no data</i>					
Argentina	2011	52.7				
Armenia	2015	40.9	58	2005	32.2	▲
Australia	<i>no data</i>					
Austria	<i>no data</i>					
Azerbaijan	2013	19.7	74	2006	30.7	▼
Bahamas	<i>no data</i>					
Bahrain	<i>no data</i>					
Bangladesh	2014	50.8	43	2006	35.6	▲
Barbados	2012	40.3				
Belarus	2012	53.0		2005	21.1	▲
Belgium	<i>no data</i>					
Belize	2015	68.3	20	2006	50.4	▲
Benin	2014	46.6	53	2006	54.1	▬
Bhutan	2015	77.9	9			

i **Latest estimate** refers to the most recent estimate from 2000 onwards available in the UNICEF global database. Regional aggregates and rank were based on countries with recent estimates (2013-2018) only. Trends were presented if a baseline point between 2003 and 2008 was available in addition to a recent (2012-2018) estimate.

ii A **baseline estimate** is presented if the latest estimate was between 2012 and 2018 and if a point between 2003 and 2008 was also available; else blank.














iii **Trends** are presented for a subset of 77 countries with a recent (2012-2018) latest estimate and where a baseline (2003-2008) was also available.














iv **Rank** based on a subset of 76 countries with recent (2013-2018) data

- ▲ **Increase:** ≥8 percentage point increase
- ▬ **Minimal/no change:** <8 percentage point change
- ▼ **Decrease:** ≥8 percentage point decrease

Countries and territories	Latest estimate <sup>i</sup>			Baseline estimate for trend <sup>ii</sup>		Trend <sup>iii</sup> Category
	Year	Early initiation of breastfeeding (%)	Rank <sup>iv</sup>	Year	Early initiation of breastfeeding (%)	
Bolivia (Plurinational State of)	2016	55.0	33	2008	62.8	—
Bosnia and Herzegovina	2011	42.3				
Botswana	2007	40.0				
Brazil	2006	42.9				
<i>British Virgin Islands</i>	<i>no data</i>					
<i>Brunei Darussalam</i>	<i>no data</i>					
<i>Bulgaria</i>	<i>no data</i>					
Burkina Faso	2014	41.6	55	2006	19.6	▲
Burundi	2016	85.0	3			
Cabo Verde	2005	72.7				
Cambodia	2014	62.6	26	2005	35.5	▲
Cameroon	2014	31.2	67	2006	19.6	▲
<i>Canada</i>	<i>no data</i>					
Central African Republic	2010	43.5				
Chad	2014	23.0	73	2004	32.4	▼
<i>Chile</i>	<i>no data</i>					
China	2013	26.4	71	2008	41.0	▼
Colombia	2009	63.4				
Comoros	2012	33.7				
Congo	2014	25.3	72	2005	34.4	▼
<i>Cook Islands</i>	<i>no data</i>					
Costa Rica	2011	59.6				
Côte d'Ivoire	2016	36.6	63	2006	24.9	▲
<i>Croatia</i>	<i>no data</i>					
Cuba	2014	47.9	51	2006	70.2	▼
<i>Cyprus</i>	<i>no data</i>					
<i>Czechia</i>	<i>no data</i>					
Democratic People's Republic of Korea	2012	28.1				
Democratic Republic of the Congo	2013	51.9	39	2007	48.0	—
<i>Denmark</i>	<i>no data</i>					
Djibouti	2012	52.0				
<i>Dominica</i>	<i>no data</i>					
Dominican Republic	2014	38.1	62	2007	60.5	▼
Ecuador	2012	54.6				

Countries and territories	Latest estimate <sup>i</sup>			Baseline estimate for trend <sup>ii</sup>		Trend <sup>iii</sup> Category
	Year	Early initiation of breastfeeding (%)	Rank <sup>iv</sup>	Year	Early initiation of breastfeeding (%)	
Egypt	2014	27.1	69	2005	40.1	▼
El Salvador	2014	42.0	54	2008	32.8	▲
<i>Equatorial Guinea</i>	<i>no data</i>					
Eritrea	2010	93.1				
<i>Estonia</i>	<i>no data</i>					
Eswatini	2014	48.3	49	2006	59.1	▼
Ethiopia	2016	73.3	14	2005	66.2	▬
Fiji	2004	57.3				
<i>Finland</i>	<i>no data</i>					
<i>France</i>	<i>no data</i>					
Gabon	2012	32.3				
Gambia	2013	51.5	40	2005	47.7	▬
Georgia	2012	68.7		2005	36.6	▲
<i>Germany</i>	<i>no data</i>					
Ghana	2014	55.6	32	2006	35.2	▲
<i>Greece</i>	<i>no data</i>					
<i>Grenada</i>	<i>no data</i>					
Guatemala	2014	63.1	25	2008	55.5	▬
Guinea	2016	33.9	64	2005	37.9	▬
Guinea-Bissau	2014	33.7	65	2006	22.6	▲
Guyana	2014	49.2	48	2006	43.1	▬
Haiti	2012	46.7		2005	42.9	▬
<i>Holy See</i>	<i>no data</i>					
Honduras	2011	63.8				
<i>Hungary</i>	<i>no data</i>					
<i>Iceland</i>	<i>no data</i>					
India	2015	41.5	56	2005	23.1	▲
Indonesia	2012	49.3		2007	40.2	▲
Iran (Islamic Republic of)	2010	68.7				
Iraq	2011	42.8				
<i>Ireland</i>	<i>no data</i>					
<i>Israel</i>	<i>no data</i>					
<i>Italy</i>	<i>no data</i>					
Jamaica	2011	64.7				
<i>Japan</i>	<i>no data</i>					

Countries and territories	Latest estimate <sup>i</sup>			Baseline estimate for trend <sup>ii</sup>		Trend <sup>iii</sup> Category
	Year	Early initiation of breastfeeding (%)	Rank <sup>iv</sup>	Year	Early initiation of breastfeeding (%)	
Jordan	2012	18.6		2007	37.2	
Kazakhstan	2015	83.3	4	2006	64.2	
Kenya	2014	62.2	27	2003	49.6	
<i>Kiribati</i>	<i>no data</i>					
<i>Kuwait</i>	<i>no data</i>					
Kyrgyzstan	2014	82.5	5	2005	64.7	
Lao People's Democratic Republic	2011	39.1				
<i>Latvia</i>	<i>no data</i>					
Lebanon	2004	41.3				
Lesotho	2014	65.3	24	2004	56.8	
Liberia	2013	61.2	29	2006	66.2	
<i>Libya</i>	<i>no data</i>					
<i>Liechtenstein</i>	<i>no data</i>					
<i>Lithuania</i>	<i>no data</i>					
<i>Luxembourg</i>	<i>no data</i>					
Madagascar	2012	65.8		2003	60.6	
Malawi	2015	76.2	11	2006	58.3	
<i>Malaysia</i>	<i>no data</i>					
Maldives	2009	60.5				
Mali	2015	53.2	37	2006	44.4	
<i>Malta</i>	<i>no data</i>					
Marshall Islands	2007	72.5				
Mauritania	2015	61.8	28	2007	44.3	
<i>Mauritius</i>	<i>no data</i>					
Mexico	2015	51.0	42			
<i>Micronesia (Federated States of)</i>	<i>no data</i>					
<i>Monaco</i>	<i>no data</i>					
Mongolia	2013	71.1	16	2005	77.5	
Montenegro	2013	14.4	76	2005	25.0	
<i>Montserrat</i>	<i>no data</i>					
Morocco	2010	26.8				
Mozambique	2013	69.0	18	2003	63.8	
Myanmar	2015	66.8	21			
Namibia	2013	71.2	15	2006	67.3	
Nauru	2007	76.4				

Countries and territories	Latest estimate <sup>i</sup>			Baseline estimate for trend <sup>ii</sup>		Trend <sup>iii</sup> Category
	Year	Early initiation of breastfeeding (%)	Rank <sup>iv</sup>	Year	Early initiation of breastfeeding (%)	
Nepal	2016	54.9	34	2006	35.5	
<i>Netherlands</i>	<i>no data</i>					
<i>New Zealand</i>	<i>no data</i>					
Nicaragua	2011	54.4				
Niger	2012	52.9		2006	46.6	
Nigeria	2016	32.8	66	2007	29.9	
<i>Niue</i>	<i>no data</i>					
<i>Norway</i>	<i>no data</i>					
Oman	2014	71.1	17			
Pakistan	2013	18.0	75	2006	25.9	
<i>Palau</i>	<i>no data</i>					
Panama	2013	47.0	52			
<i>Papua New Guinea</i>	<i>no data</i>					
Paraguay	2016	49.5	47	2008	47.1	
Peru	2016	54.8	35	2003	47.4	
Philippines	2013	49.7	46	2003	46.0	
<i>Poland</i>	<i>no data</i>					
<i>Portugal</i>	<i>no data</i>					
Qatar	2012	33.5				
<i>Republic of Korea</i>	<i>no data</i>					
Republic of Moldova	2012	60.9		2005	66.6	
Romania	2004	57.7				
Russian Federation	2011	25.0				
Rwanda	2014	80.5	7	2005	63.9	
<i>Saint Kitts and Nevis</i>	<i>no data</i>					
Saint Lucia	2012	49.6				
<i>Saint Vincent and the Grenadines</i>	<i>no data</i>					
Samoa	2014	81.4	6			
<i>San Marino</i>	<i>no data</i>					
Sao Tome and Principe	2014	38.3	61	2006	35.3	
<i>Saudi Arabia</i>	<i>no data</i>					
Senegal	2016	29.4	68	2005	22.6	
Serbia	2014	50.8	44	2005	17.5	
<i>Seychelles</i>	<i>no data</i>					
Sierra Leone	2013	53.8	36	2005	33.1	

Countries and territories	Latest estimate <sup>i</sup>			Baseline estimate for trend <sup>ii</sup>		Trend <sup>iii</sup> Category
	Year	Early initiation of breastfeeding (%)	Rank <sup>iv</sup>	Year	Early initiation of breastfeeding (%)	
<i>Singapore</i>	<i>no data</i>					
<i>Slovakia</i>	<i>no data</i>					
<i>Slovenia</i>	<i>no data</i>					
Solomon Islands	2015	78.9	8	2006	75.0	—
Somalia	2009	23.4				
South Africa	2003	61.1				
South Sudan	2010	50.5				
<i>Spain</i>	<i>no data</i>					
Sri Lanka	2016	90.3	1	2006	79.9	▲
State of Palestine	2014	40.8	59	2006	64.6	▼
Sudan	2014	68.7	19			
Suriname	2010	44.7				
<i>Sweden</i>	<i>no data</i>					
<i>Switzerland</i>	<i>no data</i>					
Syrian Arab Republic	2009	45.5				
Tajikistan	2012	49.6		2005	60.9	▼
Thailand	2015	39.9	60	2005	49.6	▼
The former Yugoslav Republic of Macedonia	2011	21.0				
Timor-Leste	2016	75.2	12	2003	46.9	▲
Togo	2013	60.6	30	2006	35.8	▲
<i>Tokelau</i>	<i>no data</i>					
Tonga	2012	79.1				
Trinidad and Tobago	2006	41.2				
Tunisia	2011	39.9				
Turkey	2013	49.9	45	2003	52.3	—
Turkmenistan	2015	73.4	13	2006	59.8	▲
<i>Turks and Caicos Islands</i>	<i>no data</i>					
Tuvalu	2007	15.0				
Uganda	2016	66.1	22	2006	41.8	▲
Ukraine	2012	65.7		2005	35.9	▲
<i>United Arab Emirates</i>	<i>no data</i>					
<i>United Kingdom</i>	<i>no data</i>					
United Republic of Tanzania	2015	51.3	41	2004	57.6	—
<i>United States</i>	<i>no data</i>					
Uruguay	2013	76.5	10			

Countries and territories	Latest estimate <sup>i</sup>			Baseline estimate for trend <sup>ii</sup>		Trend <sup>iii</sup> Category
	Year	Early initiation of breastfeeding (%)	Rank <sup>iv</sup>	Year	Early initiation of breastfeeding (%)	
Uzbekistan	2006	67.1				
Vanuatu	2013	85.4	2	2007	71.9	▲
Venezuela (Bolivarian Republic of)	<i>no data</i>					
Viet Nam	2013	26.5	70	2006	44.0	▼
Yemen	2013	52.7	38	2006	29.6	▲
Zambia	2013	65.8	23	2007	55.6	▲
Zimbabwe	2015	57.6	31	2005	68.2	▼