

24 August 2017

Structured dialogue on financing the results of the UNICEF Strategic Plan, 2018-2021

Dominique Hyde, Acting Director, Public
Partnerships

Gary Stahl, Director, Private Fundraising
and Partnerships

unicef  | for every child



UNICEF Strategic Plan, 2018-2021 Planned Amounts & Estimated Revenue



Every child
survives and
thrives



Every child
learns



Every child is protected
from violence and
exploitation



Every child lives in
a safe and clean
environment



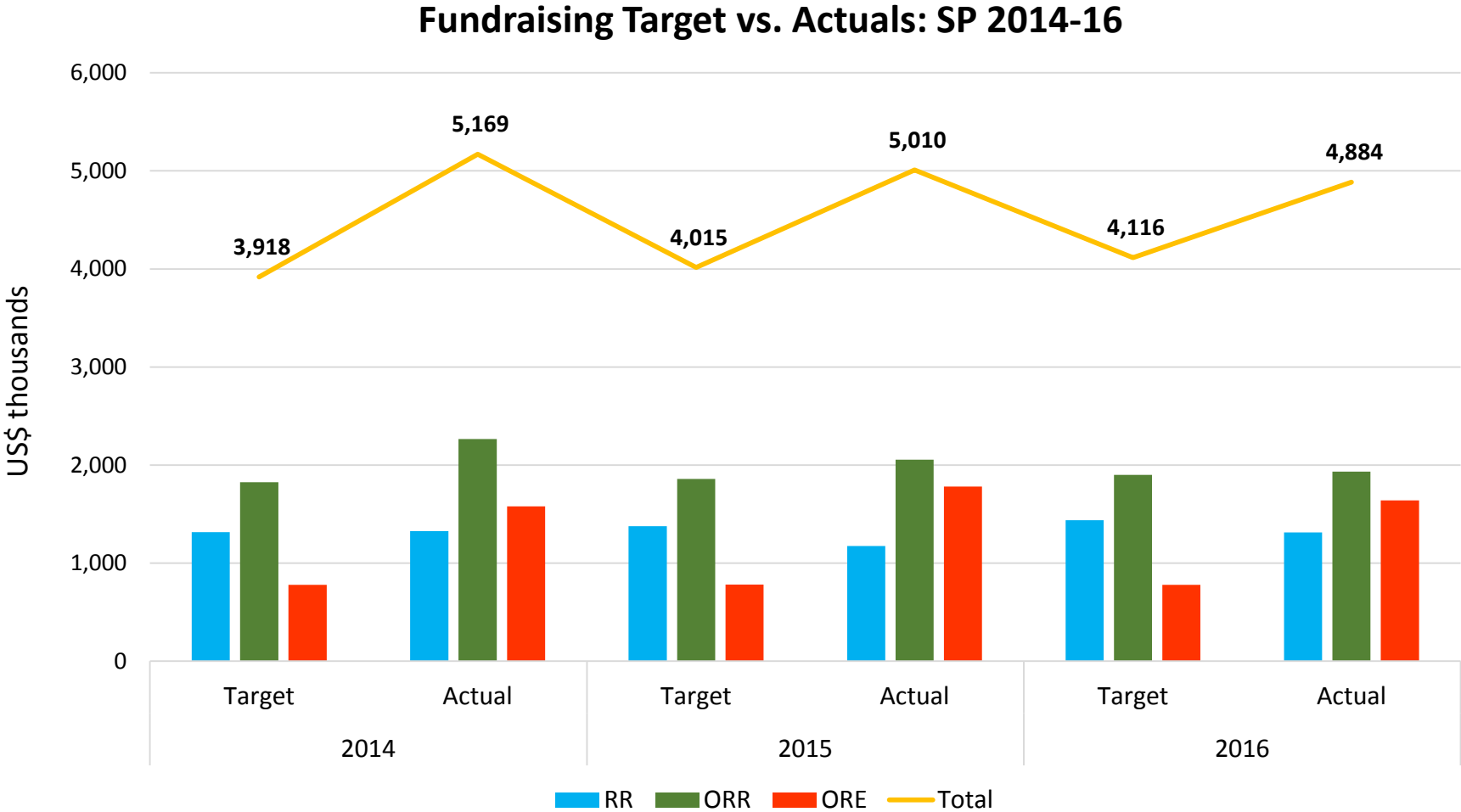
Every child
has an equitable
chance in life

21% growth needed in revenue to meet Strategic Plan results

Total revenue of **\$22.8 billion** over the four year period:

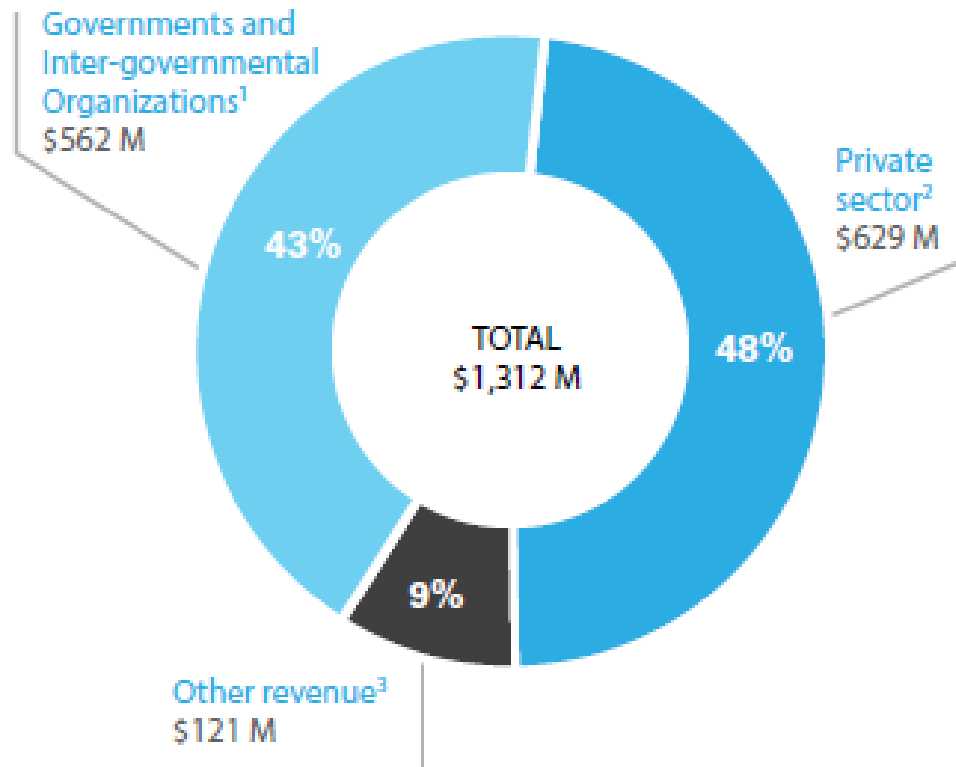
- ❑ \$6.3 billion (or 28%) in unrestricted resources (Regular Resources)
- ❑ \$16.5 billion (or 72%) in earmarked resources (Other Resources)
 - Thematic funds to reach 15% of earmarked funds (compared to 9% in 2016)

Overall fundraising targets have been surpassed in recent years



Diverse Portfolio of RR Resource Partners (2016)

Regular Resources by type of Resource Partner, 2016



Top 10 Resource Partners to Regular Resources, 2016

Rank	Resource Partners	Resources Regular (US\$)
1	United States of America	132,500,000
2	Sweden	116,968,664
3	Japan Committee for UNICEF	110,223,855
4	Korean Committee for UNICEF	78,723,055
5	Norway	52,218,021
6	Spanish Committee for UNICEF	51,227,261
7	United Kingdom	50,000,000
8	Dutch Committee for UNICEF	44,025,879
9	French Committee for UNICEF	41,267,279
10	Swedish Committee for UNICEF	39,546,848

Number of government partners rose from 113 (2015) to 119 (2016)

A critical area for the organisation is increasing Regular Resources, with the need for flexible resourcing having increased dramatically in a context of increased volatility and crisis globally.

MOPAN 2015-2016 Assessment

Large Scale Results Achieved with RR (2016)

In the **Eastern Caribbean Area**, RR supported **58% of primary and 39% of secondary schools across ten countries** to implement “Positive Behaviour Management” strategies.

In **Uganda**, **more than one million children** under the age of one year were vaccinated and in **Nigeria**, the polio outbreak was brought under control with nine rounds of polio immunization that reached **56 million children under five**.

In **Bangladesh**, more than **20 million children** were given Vitamin A supplementation and 40,000 inhabitants of the Shattala slum received access to improved and sustainable fecal sludge management services.

In **Angola, Lesotho, Swaziland, and Zimbabwe**, an estimated **4.6 million children** affected by drought and food shortages were reached with nutrition, water and sanitation, health, protection, and education interventions

Regular Resources: Most efficient & effective funding



Best enable UNICEF to reach the **most vulnerable children**



Empower UNICEF to be **agile and to speed up** programme delivery, including in humanitarian contexts



Strengthen link between **humanitarian and development programming**



Facilitate **investments** with long term benefits, e.g. disaggregated data and testing and scaling up innovative solutions across regions



Critical for **alignment of resources** to results at the level of Board approved Strategic Plan and CPDs



MOPAN review noted **RR formula is clear** and transparent; review of formula presented to Executive Board in Feb 2017



Essential funding base, which enables effective use of Other Resources

Thematic Funds: Most effective and efficient earmarked funding

Aligned to Board approved Strategic Plan and linked to impact level results

Flexibility allows for strategic and catalytic funding to deliver results at scale for the most disadvantaged children

Bridge humanitarian and development work

Value for money: Pooled funds result in reduced transaction costs and more funding for programme delivery

High quality comprehensive report on results



Large Scale Results Achieved with Support from Thematic Funds (2016)



61 million children

immunized against measles



15.6 million children

received learning materials



10.5 million people

had access to improved drinking water sources

In humanitarian situations:



11.7 million children reached with formal and non-formal basic education



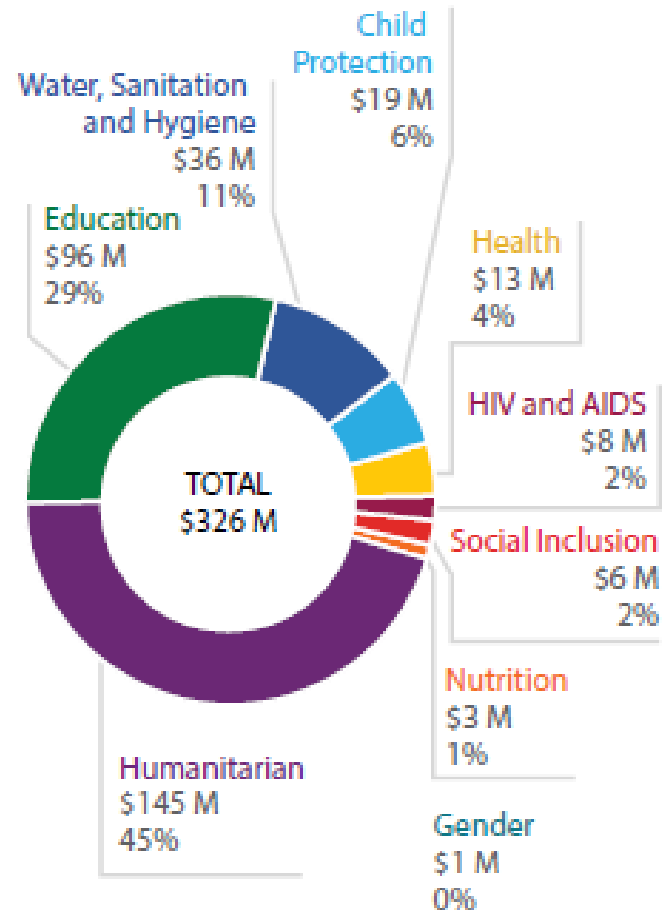
2.5 million children treated for severe acute malnutrition



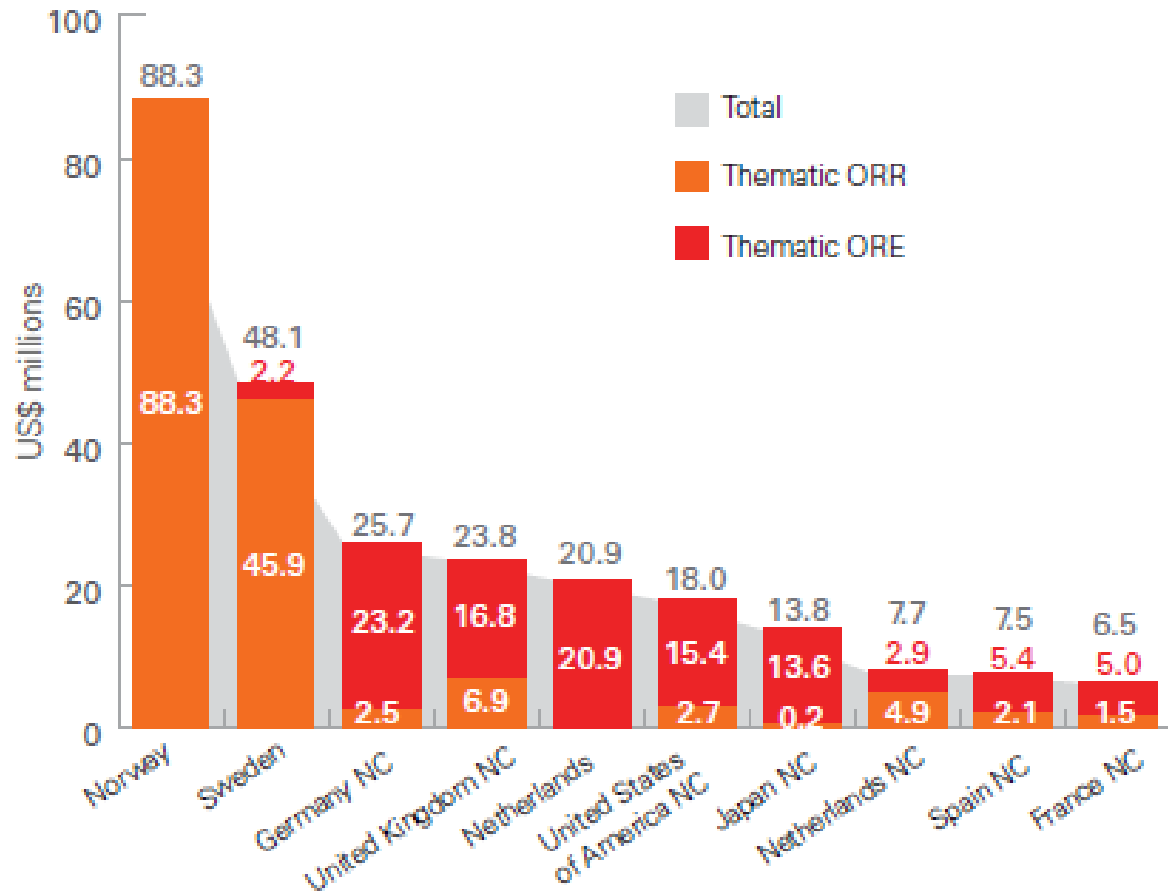
1.4 million children benefited from cash-based support

Status of Thematic Funds (2016)

Thematic Revenue, 2016



Top 10 Resource Partners to Thematic Funding, 2016



Broad and Innovative Funding Base

ENGAGING IN UN JOINT PROGRAMMES

Example: UNFPA-UNICEF Global Programme to End Child Marriage



STRENGTHENING PARTNERSHIPS WITH INTERNATIONAL FINANCIAL INSTITUTIONS

Example: Strengthened World Bank, UNICEF, WHO & WFP collaboration on Emergency Health & Nutrition Programme & cholera response in Yemen



INNOVATIVE FINANCING

Examples: Blended financing with IFIs to scale up WASH financing in African countries; buy-down by Bill and Melinda Gates Foundation of IFI/bilateral loans for polio eradication



PLEDGE DONORS

Pledge donors stay with UNICEF for an average of ten years and represent a large, predictable contribution to RR. There is significant scope to scale up.



Partnership for Strategic Plan Results

UNICEF remains committed to:

- Broaden the funding base, e.g. China, India, World Bank, foundations & corporates
- Invest in private sector/pledge & legacies
- Strengthen innovative financing
- Improve Results Based Management, reporting, accountability and transparency, including for flexible funds
- Enhance partner recognition and visibility, including for RR and thematic funding
- Capitalize on interagency pooled funding for joint results

Commitment needed from public and private partners to **increase predictable, multi-year flexible resources** to achieve results for children.





Thank You



unicef  | for every child