

Central Africa – Sanitation Summary Sheet 2006

WHO/UNICEF – JMP special tabulation for AfricaSan – February 2008

---- Preliminary estimates, 2006 ----

Data sources

JMP based its 2006 coverage estimates on data from nationally representative household surveys and censuses for the nine countries that make up this region: Angola, Cameroon, Chad, Central African Republic, Congo Brazzaville, Democratic Republic of the Congo, Equatorial Guinea, Gabon, Sao Tomé and Príncipe; Estimates are based on a linear regression of the available data points. The sanitation coverage estimates here are based on the JMP definitions.

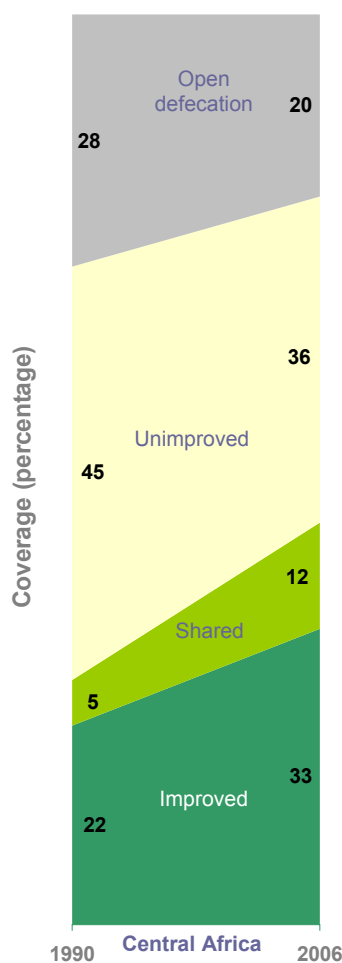
Basic facts and figures

	% Population using improved sanitation			% Population using shared sanitation			% Population using unimproved sanitation*			% Population practising open defecation		
	Urban	Rural	Total	Urban	Rural	Total	Urban	Rural	Total	Urban	Rural	Total
1990	50	9	22	9	3	5	30	52	45	11	36	28
2000	46	18	29	17	6	10	29	45	39	8	30	22
2006	46	24	33	18	7	12	29	40	36	7	29	20
2015	-	-	61**	-	-	-	-	-	-	-	-	-

* Excludes shared sanitation and open defecation ** MDG target

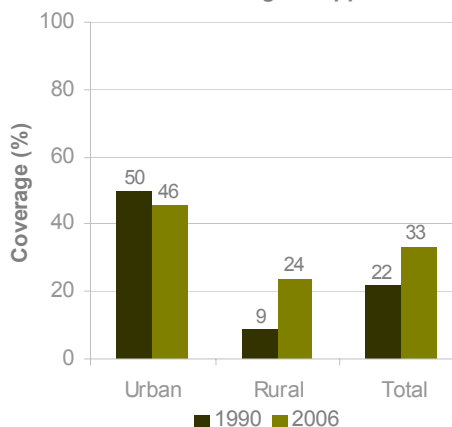
Sanitation practices

Sanitation coverage in Central Africa increased by 50 per cent between 1990 and 2006

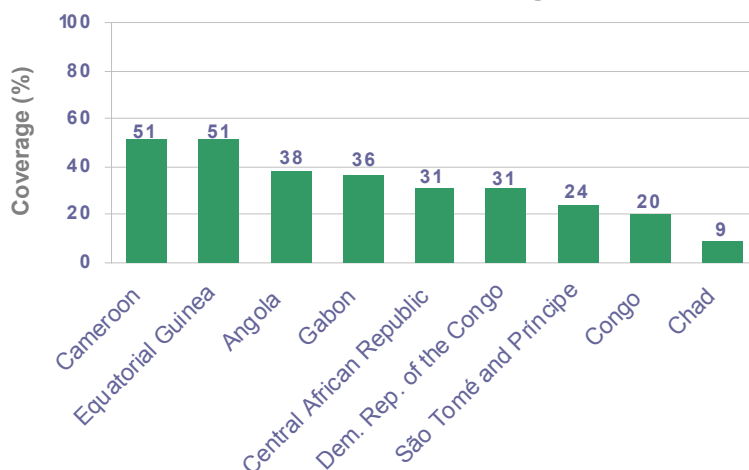


Trends in coverage

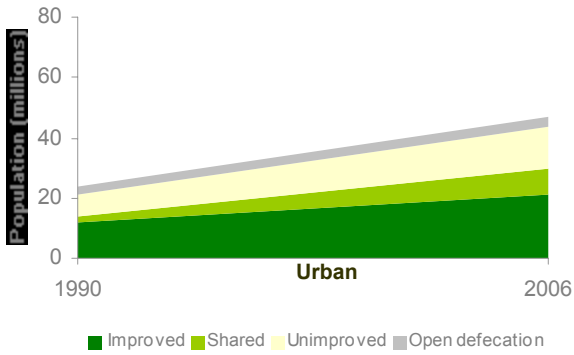
Central Africa: Total coverage increased by 50 per cent but urban coverage dropped



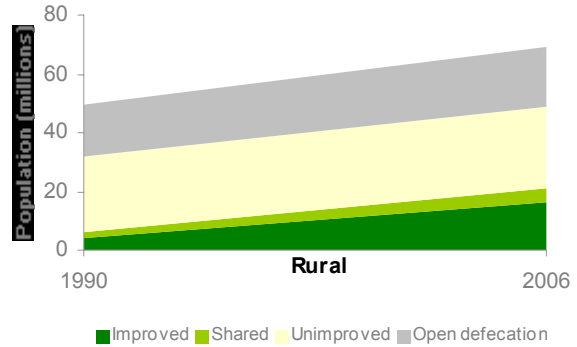
Central Africa: Sanitation coverage, 2006



Central Africa: More than half of the urban population uses improved or shared sanitation facilities



Central Africa: Two out of seven people in rural areas practise open defecation

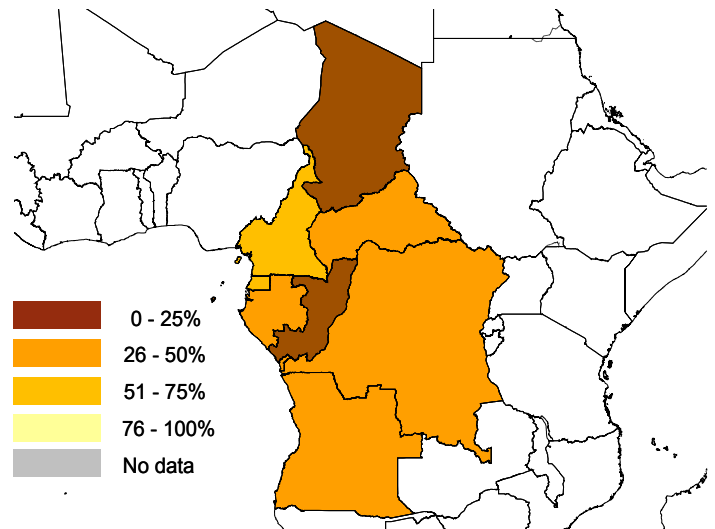


Percentage of the population using an improved sanitation facility, Central Africa, 2006

78 million people in Central Africa without improved sanitation, 2006

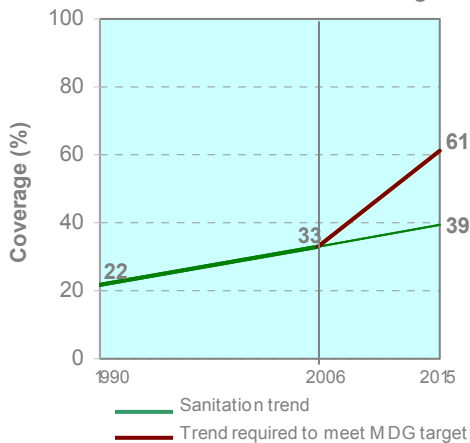
Dem. Rep. of the Congo	42.1
Angola	10.3
Chad	9.5
Cameroon	8.9
Congo	3.0
Central African Republic	3.0
Gabon	0.8
Equatorial Guinea	0.2
São Tomé and Príncipe	0.1

Population without improved sanitation in Central African countries, 2006 (millions)



Note: The boundaries and names shown and the designations used on this map do not imply official endorsement or acceptance by the United Nations and WHO.

Central Africa is not on track to meet the MDG sanitation target



6 million people per year need to gain access to improved sanitation in Central Africa

