

Child Protection

Thematic discussion on results and lessons learned in the Medium Term Strategic Plan
Focus Area 4



United Nations Children's Fund
Executive Board Informal Session 2011

EVOLUTION OF THE SECTOR



- The 1980s - the 'Child Survival and Development Revolution'- but also a growing concern for protection
- Over 20+ years, historic shift from issue-based, small-scale projects to a focus on violence prevention and a holistic approach, including in emergencies:
 - (1) Strengthening laws, policies and services (child protection 'systems');
 - (2) Addressing underlying harmful norms and practices

(Child Protection Strategy 2008)
- Humanitarian Reform Process in 2005, led by the IASC – expands UNICEF's role in child protection at global and country level
- MTSP KRAs revised in 2008 to bring them into accord with the Child Protection Strategy; in-depth review in 2010 for further refinement

STRATEGIC CONTEXT

- Complex programming landscape
- While not explicitly recognised in MDGs, child protection is necessary to achieve each of the Goals with equity
- Advocacy and advances in the normative and legal framework are having impacts on children at field level

STRATEGIC CONTEXT (2)

- Data collection on child protection - challenging yet tremendous advances
- Demonstrated ability of UNICEF to leverage and convene, delivering results for children and enhancing data and evidence
- Equity – at the core of UNICEF’s Child Protection Strategy and MTSP Key Result Areas

SITUATION OF CHILDREN

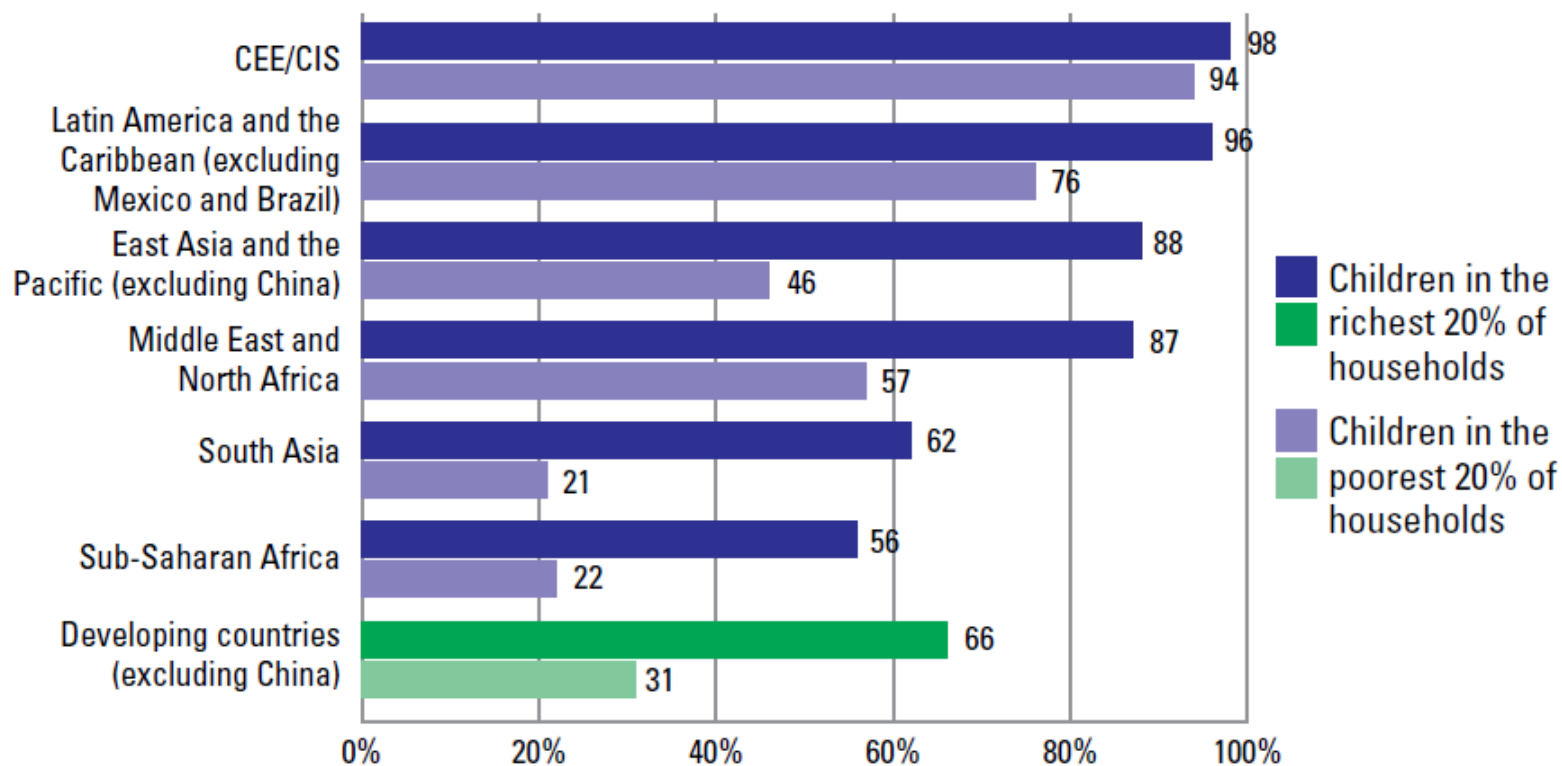
Violence, exploitation and abuse of children cuts across the life-cycle of the child, often with adverse immediate and longer term impacts



BIRTH REGISTRATION

In some regions, children from the **richest** households are 2-3 times as likely to be registered as those from the **poorest**

Percentage of children under 5 years old who are registered, by household wealth quintile



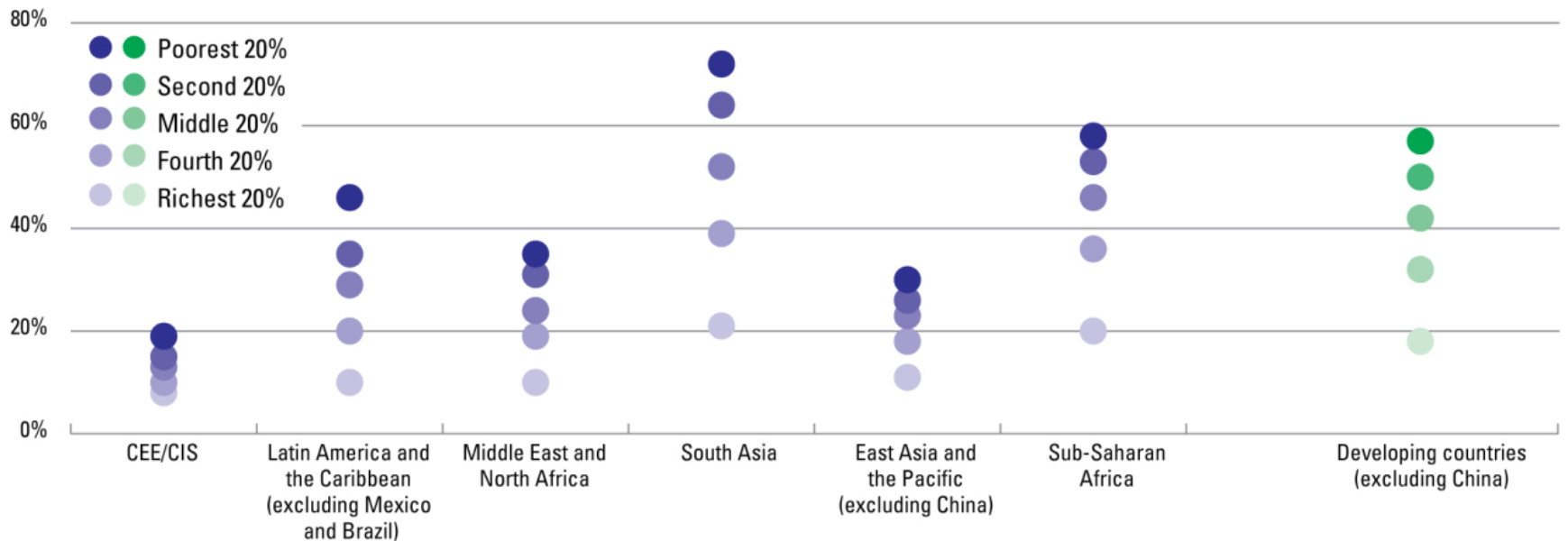
Note: Estimates are based on a subset of 80 countries, covering 60% of the world population (2000-2009). Estimates for the Middle East and North Africa cover 47% of the population of this region. The graph illustrates differentials by wealth quintiles; these estimates should not be used for comparison with other data sets.

Source: UNICEF global databases, 2010.

CHILD MARRIAGE

In developing countries, girls from the **poorest** households are **3x** more likely to be married before age 18, compared with those from the **richest**.

Percentage of women 20–24 years old who were first married or in union before age 18, by region and household wealth quintile

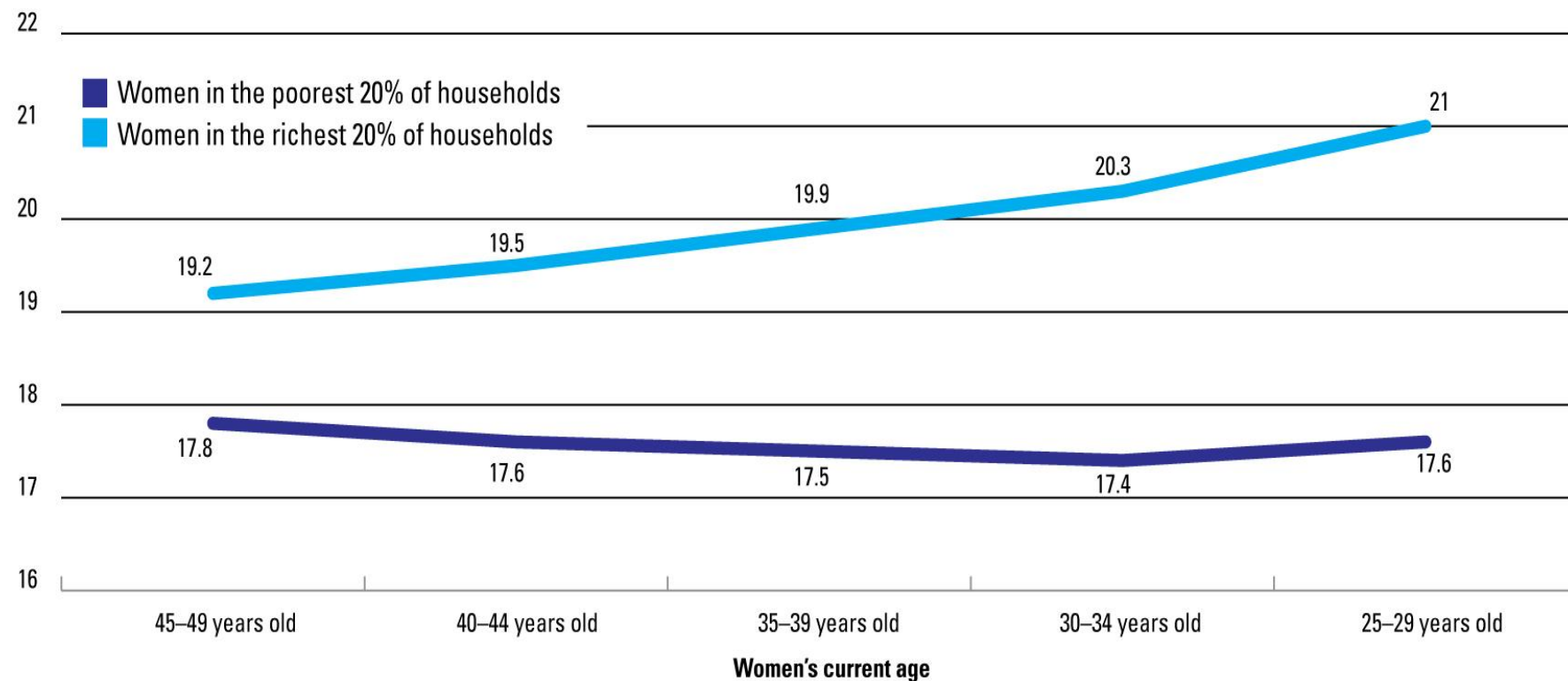


Note: Estimates are based on a subset of 80 countries with available data (2000–2008), covering 52% of the world population. Because they are based on a subset of countries, these estimates cannot be compared with estimates presented elsewhere in this publication. Their only purpose is to illustrate disparities by wealth.

Source: UNICEF global databases, 2010.

The median age at first marriage has increased among the richest women but remains about the same among the poorest

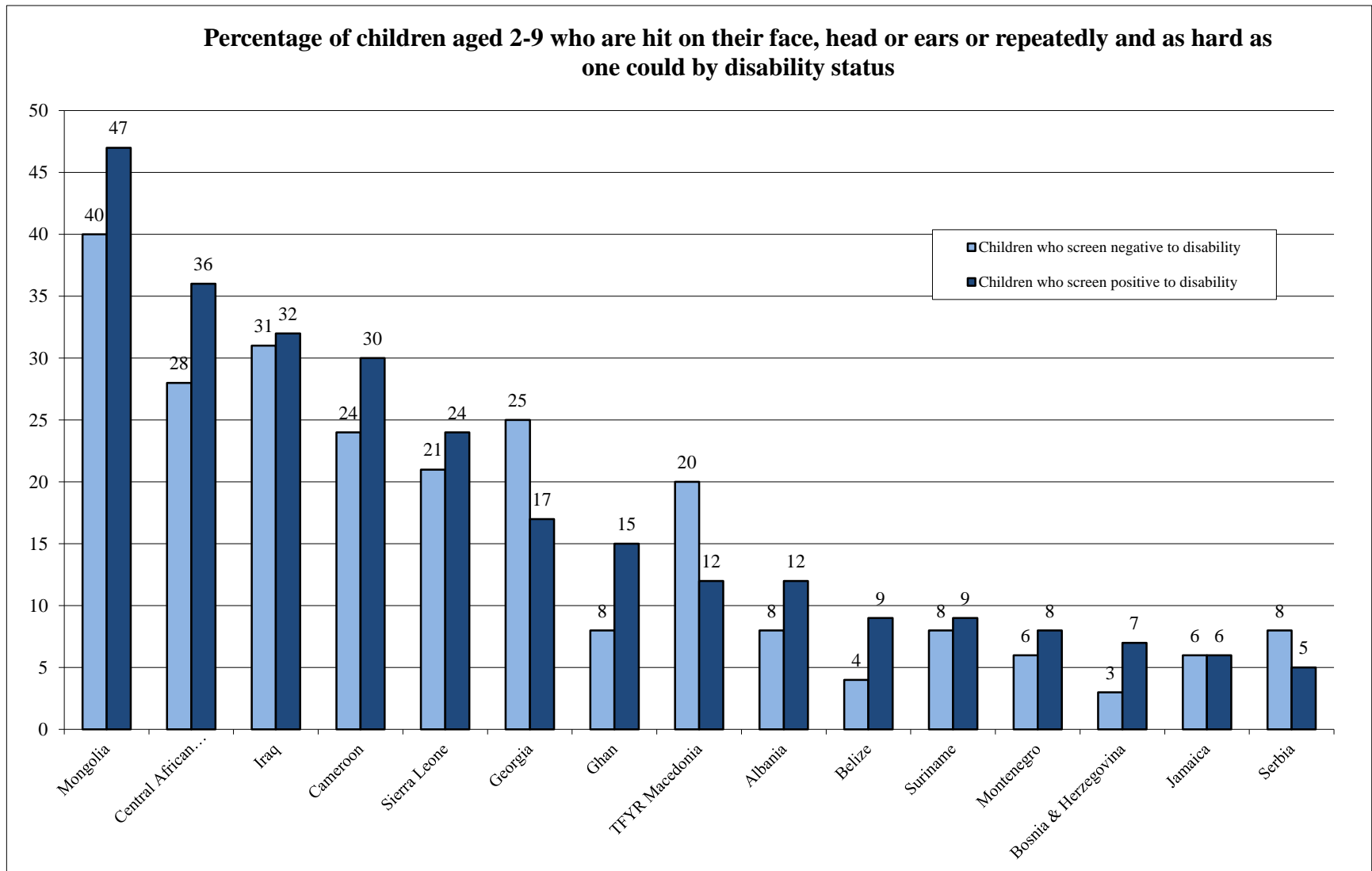
Median age at first marriage among women 25–49 years old, by their current age and household wealth quintile



Note: Estimates are based on a subset of 31 countries with available data (2004–2008), covering 33% of the world population. Because they are based on a subset of countries, these estimates cannot be compared with estimates presented elsewhere in this publication. Their only purpose is to illustrate trends. The median age at first marriage refers to the age by which 50% or more of the women had married for the first time or begun living in a consensual union.

Source: UNICEF global databases, 2010.

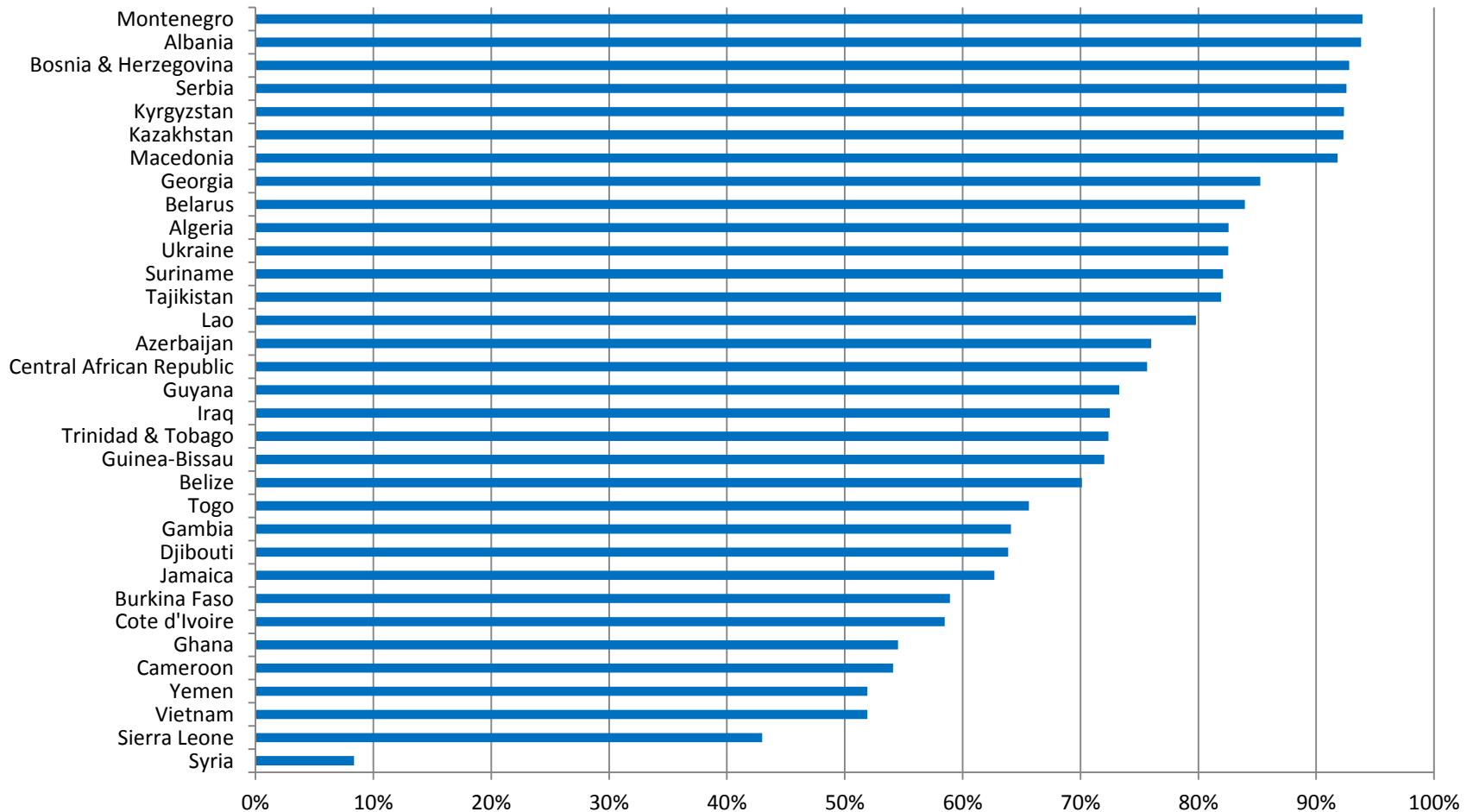
PHYSICAL PUNISHMENT OF CHILDREN BY DISABILITY STATUS*



*Some groups of children are more at risk of violence, regardless of poverty. *Inter alia*, this includes children with disabilities.

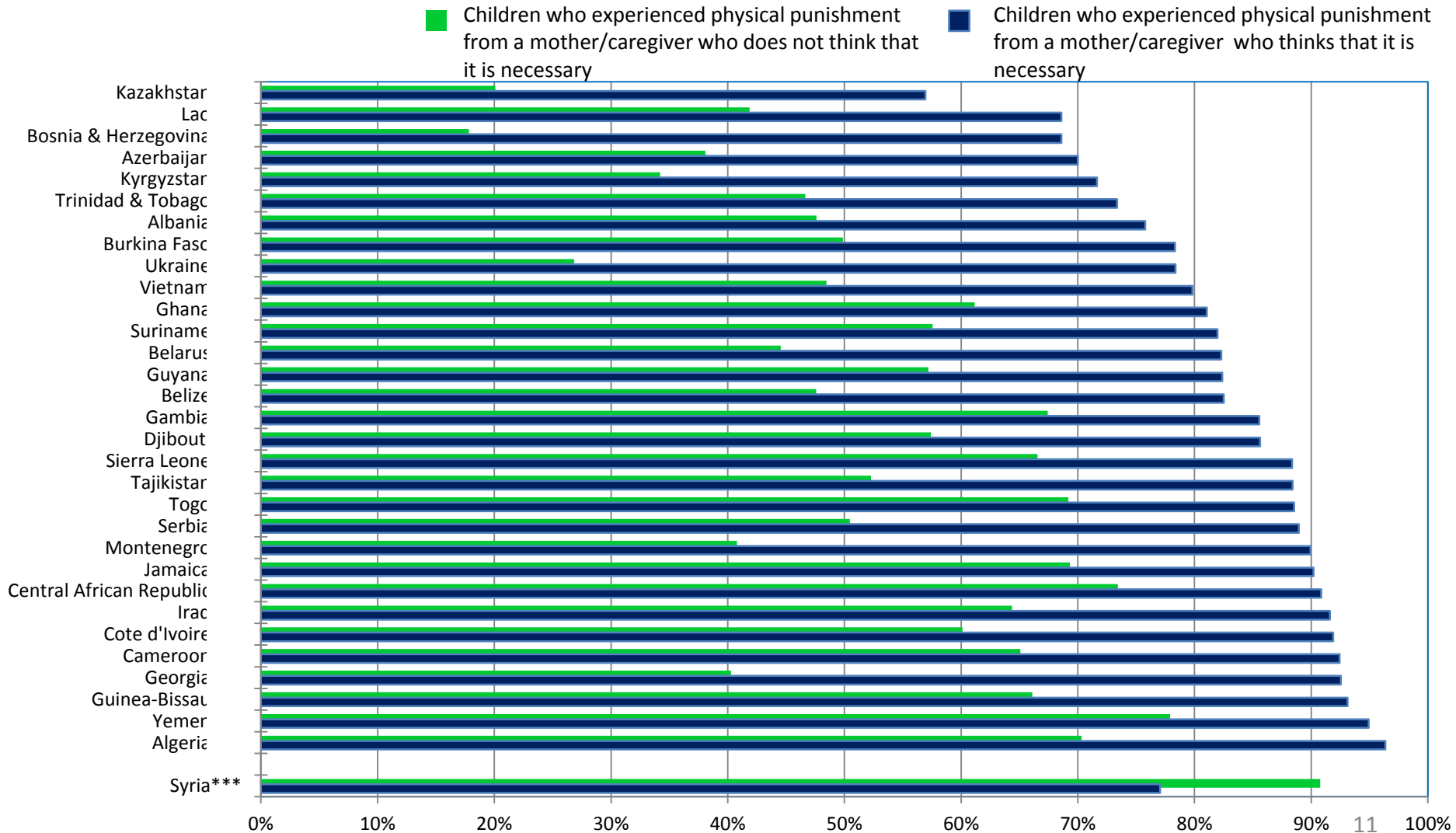
The large majority of mothers/primary caregivers do not think that physical punishment is necessary

Percentage of mothers or primary caregivers who do not think that physical punishment is necessary, by country, 2005-2006



However, large proportions of children (green bar) are subjected to physical punishment, even if their mothers/primary caregivers do not believe in it

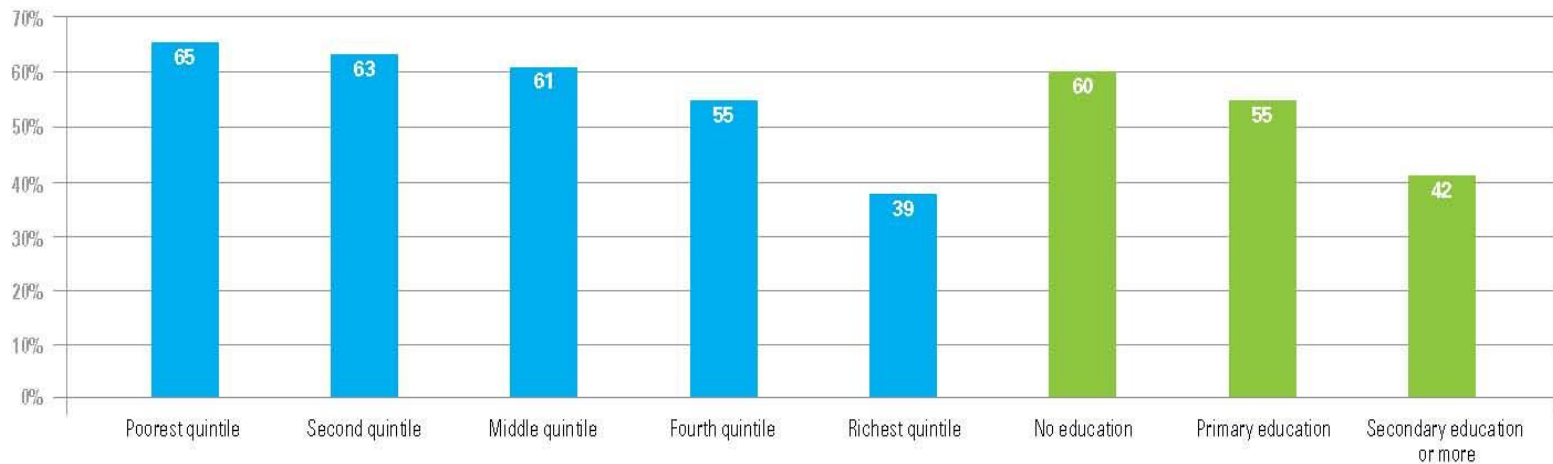
Percentage of children aged 2–14 who experienced physical punishment in the past month according to the mother's or primary caregiver's belief in the need for physical punishment, by country, 2005–2006



ATTITUDES TOWARD DOMESTIC VIOLENCE: ANOTHER EXAMPLE OF THE CHALLENGE IN CHANGING SOCIAL NORMS AND PRACTICES

Women from the poorest households and women with no formal education are more likely to justify wife-beating

Percentage of girls and women 15–49 years old who think that a husband is justified in hitting or beating his wife under certain circumstances, by household wealth quintile and level of education



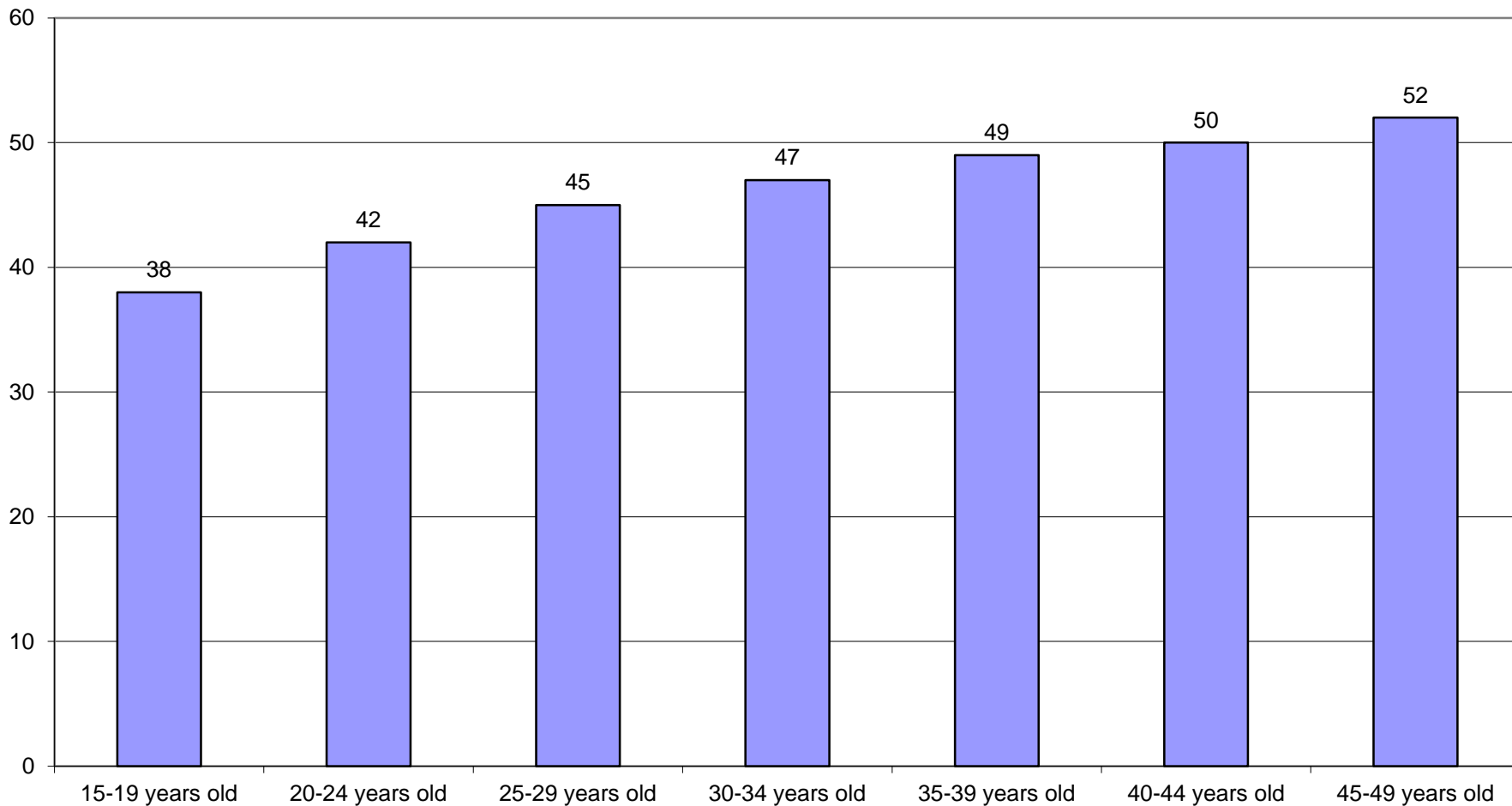
Note: Estimates by household wealth quintile are based on data for 53 countries representing 29% of the world population. Estimates by education are based on 64 countries representing 38% of the world population.

Source: DHS, MICS and other national surveys, 2001–2007.

Source: UNICEF, Progress for Children 2009, p.9

BUT PROGRESS IS POSSIBLE - Younger women are less likely to have undergone FGM/C

Percentage of women aged 15-49 years who have been cut by age group





KEY RESULT AREAS IN CHILD PROTECTION

KRA 1: Better child protection systems that include national laws, policies and services across sectors, in particular justice and social protection, to protect all children from violence, exploitation and abuse

KRA 2: Promotion of social conventions, norms and values that favour the prevention of violence, exploitation, abuse and unnecessary separation for all children, while ensuring respect for the views of children and building on young people's resilience

KRA 3: Better protection of children from the immediate and long-term impact of armed conflict and humanitarian crises

KRA 4: Improved country level monitoring, research, evaluation and use of data on child protection

KRA 1: STRENGTHENING CP SYSTEMS

Shift to systems approach has gained significant ground

- 2010: 125 countries strengthening social welfare and justice systems
- More countries across regions are mapping child protection systems which is informing interventions

Laws, policies, standards, services aligned with global/international frameworks

- 2010: 62 UNICEF offices supporting governments in birth registration
- Policies and services more in line with UN Guidelines on Alternative Care
- With UNICEF playing a lead role, shift from juvenile justice to justice for children
- UNICEF brokerage resulted in widely endorsed '*Joint Statement on Advancing Child Sensitive Social Protection*' (2009)

KRA 2: PROMOTING SOCIAL CHANGE

- Breakthrough in understanding the dynamics of social norms and social change has accelerated and expanded work at country level
- Impact of social norms on child protection taken into account in key documents and advocacy platforms at global level
- Contributions to UN Study on VAC and follow up, including leveraging action from advocacy by SRSG on Violence Against Children
- State Parties to the Optional Protocol on the Sale of Children, Child Prostitution and Child Pornography increased from 113 in 2006 to 142 in 2011
- Expansion of strategic partnerships, including with private sector (Together for Girls, Code of Conduct, child labour and corporate social responsibility)

KRA 3: CHILD PROTECTION IN EMERGENCIES

- Increase in # of countries incorporating child protection in emergency preparedness and response into national planning mechanisms from 46 (2008) to 55 (2010)
- Lead role of UNICEF in humanitarian coordination and increased leadership in gender-based violence (GBV)
- Strengthened application of systems approach in emergencies, bridging emergency and development, while continuing to address urgent protection issues
- State Parties to the Optional Protocol on the Involvement of Children in Armed Conflict increased from 110 (2006) to 140 (2011)
- SCRs 1882 (2009), 1888 (2009) and 1960 (2010) expanded UNICEF's mandate and leadership in area of children affected by armed conflict

KRA 4: MONITORING, RESEARCH, EVALUATION, AND USE OF DATA

- UNICEF-assisted Country Programmes undertaking a gender analysis of key child protection issues - 26 in 2005 to 53 in 2010
- Continued support to MICS, DHS, other HH surveys, and key data driven publications
- Development and strengthening of new tools, methodologies and systems
- Interagency research on community based CP to inform programming
- Establishment of the interagency Child Protection M&E Reference Group (2010)
- MRM active in 13 countries, under SCR 1612 (2005) and SCR 1882 (2009)

CHALLENGES AND OPPORTUNITIES

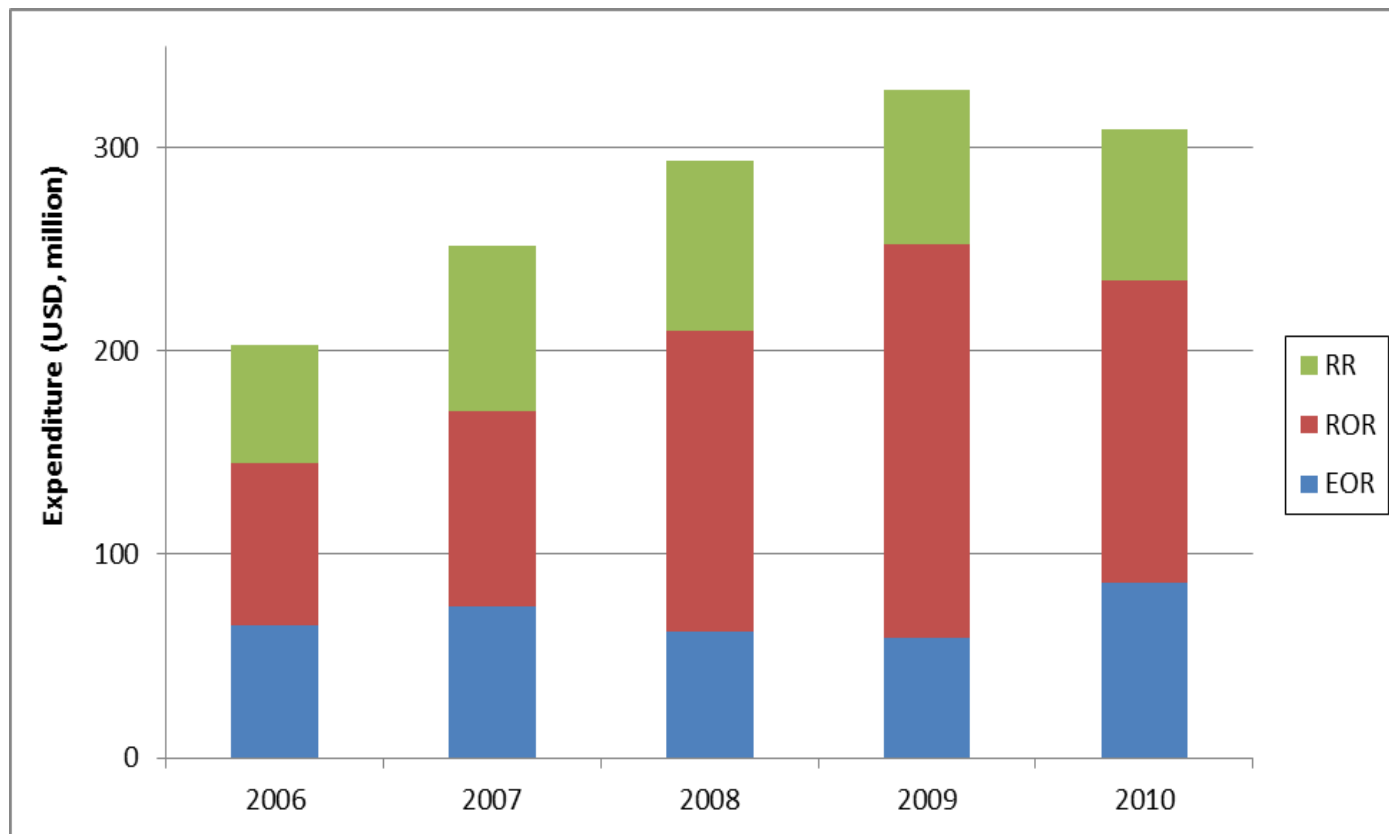
- Systems approach, work on social norms, changing nature of emergencies, and UNICEF's expanded mandate on children and armed conflict require new and varied skill sets –capacity mapping underway
- Lessons learned from Aceh and Haiti - importance of child protection systems for effective emergency preparedness and response
- Renewed equity focus - opportunity to strengthen evidence on most vulnerable, including children without family care
- System strengthening and work on social norms demonstrate UNICEF's leveraging and convening ability – bridging upstream and downstream work
- Given UNICEF's leading role in violence against children and children affected by armed conflict, two major global evaluations underway

EMERGING ISSUES AND FUTURE DIRECTIONS

- Impact of global economic transition and crisis, urbanisation, climate change and increasingly severe natural disasters
 - ➔ Importance of strong CP systems
- Learning from other sectors' experiences in strengthening systems is informing stock-taking and establishment of M&E frameworks to monitor changes and outcomes for children
- Evidence based approaches for abandonment of FGM/C are being scaled up and adapted to address child marriage

UNICEF EXPENDITURES 2006-2010

FA4 Expenditure by Resource Type, 2006-2010*

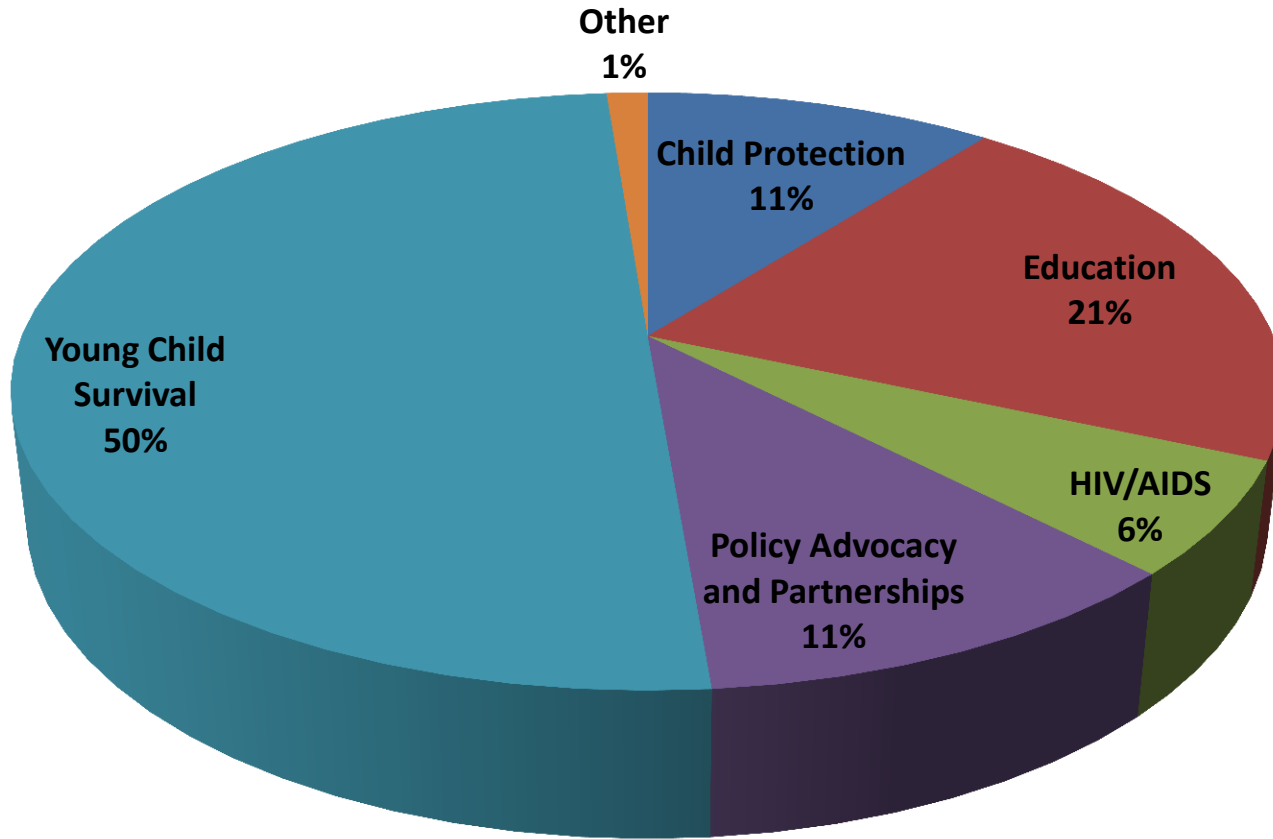


*Excludes recovery costs

From 2006 – 2010, out of a total of **\$1,385,382,907** spent on child protection (FA 4), **\$314,170,455** was spent on KRA 3: Child protection in emergencies.

Expenditure by MTSP Focus Area

Total Expenditure by MTSP Focus Area*
2006-2010 (all funding sources, by percent)



*Does not include recovery costs



THANK YOU!