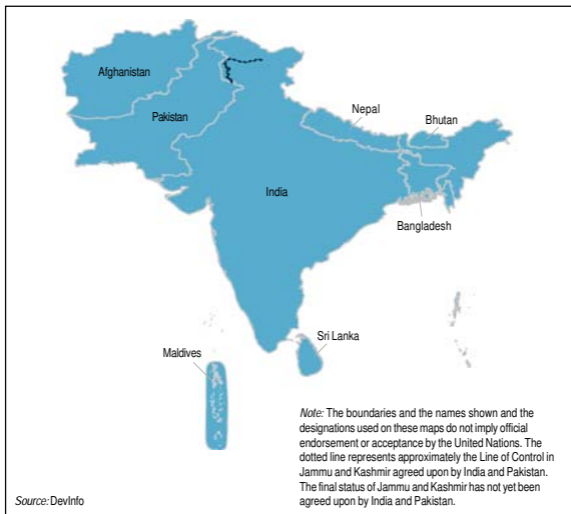


# Statistical Pocketbook

## Socio-economic Indicators for South Asia



## Personal Information

Name:.....

Address:.....

P.O. Box: .....

Phone:.....

Mobile:.....

Email:.....

## Legend

The social indicators in this collection are well-understood. The economic indicators selected show the performance of the economy as a basis for the capacity of the country, and families, to provide for children

- Human development index (HDI) is a composite index that measures the average achievements in a country in three basic dimensions of human development: a long and healthy life, as measured by life expectancy at birth; knowledge, as measured by the adult literacy rate and the combined gross enrolment ratio for primary, secondary and tertiary schools; and a decent standard of living, as measured by gross domestic product (GDP) per capita in purchasing power parity (PPP) US dollars.
- Human Poverty Index (HPI) is a composite index measuring deprivations in the three basic dimensions captured in the human development index—a long and healthy life, knowledge and a decent standard of living.
- Gender related development index (GDI) is a measure of human development that adjusts the human development index (HDI) to penalize for disparities between women and men in the three dimensions of the HDI: a long and healthy life, knowledge and a decent standard of living.
- Gender empowerment measure (GEM) is a composite index measuring gender inequality in three basic dimensions of empowerment—economic participation and decision-making, political participation and decision-making and power over economic resources.
- Gross National Income (GNI) per capita is the sum of value added by all resident producers, plus any product taxes (less subsidies) not included in the valuation of output, plus net receipts of primary income (compensation of employees and property income) from abroad. GNI per capita is gross national income divided by midyear population. GNI per capita in US dollars is converted using the World Bank Atlas method.
- Gini coefficient is a measure of income inequality. The closer to 0, the more equally income is distributed; the closer to 1, the higher income inequality.
- Least developed country (LDC) status: Criteria for inclusion in the list of LDCs are population less than 75 million; per capita GNI less than US\$ 750; Human assets index (HAI) less than 55, and Economic Vulnerability Index (EVI) greater than 37. A country must meet all the criteria.
- Gross domestic product (GDP) is the sum of value added by all resident producers plus any product taxes (less subsidies) not included in the valuation of output.
- World Trade Organization (WTO) membership: has implications for participating in international trade negotiations, which in turn has implications for access to markets and government decisions on economic policy.
- Growth rate of real and p.c. real product: GDP growth rate and its per capita increase indicative of a country's and household's economic capacity to look after children.

- Economic vulnerability index (EVI) shows susceptibility or vulnerability to economic crisis. It is measured as the average of five indicators: (a) merchandise export concentration; (b) instability of exports earnings; (c) instability in agricultural production; (d) share of manufacturing and modern services in GDP; and (e) population size. A level of 37 is the risk threshold.
- Total debt service as % of GDP indicates the share of GDP needed to pay for international debt, with a ratio above 60% indicating risk.
- Total debt service as % of exports is the share of foreign exchange earnings used to pay for international debt, with a ratio above 20% indicating risk.
- Current account balance: a positive shows that a country is receiving financial inflows from trade, investment and remittances that exceed its spending on the same.
- Workers' remittance is the repatriated earnings from work outside the home economy.
- Workers' remittance as % of exports is indicative of the extent to which countries rely on remittances for income and foreign exchange.
- Overseas development assistance (ODA) inflows are indicative of external donor support to the country.
- High technology exports can be indicative of a country's knowledge status, because they suggest higher value added in the country based on R&D and skills.
- Central government expenditures (% of GDP) comprise all nonrepayable payments to both current and capital expenses, plus net lending. These amounts are computed as a share of GDP at current prices.

### International and Regional Conventions:

Selected international norms which relate directly to child rights.

### Note for maps:

- Data refers to the most recent year available during the period specified
- The boundaries, and the names shown and the designations used on these maps do not imply official endorsement or acceptance by the United Nations. The dotted line represents approximately the Line of Control in Jammu and Kashmir agreed upon by India and Pakistan. The final status of Jammu and Kashmir has not yet been agreed upon by the parties.

# AFGHANISTAN

## Population

Total population (thousands, 2008) <sup>1</sup>	27,208	
Population aged under 18 (thousands, %, 2008) <sup>1</sup>	14,445	53
Population aged under 5 (thousands, %, 2008) <sup>1</sup>	4,907	18
Population annual growth rate (%, 2000-2008) <sup>1</sup>		3.5

## Poverty/Inequality

HDI (rank, value, 2007) <sup>13</sup>	181 of 182	0.352
HPI-1 (rank, value) <sup>13</sup>	135	59.8
GDI (rank, value) <sup>13</sup>	154	0.31
GEM (rank, value) <sup>13</sup>	n.a.	n.a.
GNI per capita (US\$, 2008) <sup>1</sup>	250x	
Gini index <sup>13</sup>	n.a.	
Population below the income poverty line 1.25 \$ a day (%, 2000-2007*) <sup>13</sup>	n.a.	
Population below international poverty line of 1.25 \$ per day (%,1992-2007) <sup>1</sup>	n.a.	

## MDG Performance<sup>10#</sup>

Early achiever:	TB prevalence, TB death rate, CO <sub>2</sub> emissions, Ozone-depleting potential CFC <sup>-</sup> consumption, Water urban
On-track:	Underweight children, HIV prevalence, Protected area, Water rural, Sanitation urban, Sanitation rural
Slow:	Gender primary enrolment, Under 5 mortality, Infant mortality
Regressing:	Gender secondary enrolment, Forest cover

## Government

Total government expenditure as % of GDP (2008) <sup>6</sup>	20.6
Education as % of total government expenditure (1998-2007*) <sup>1</sup>	n.a.
Health as % of total government expenditure (1998-2007*) <sup>1</sup>	n.a.
Defence as % of total government expenditure (1998-2007*) <sup>1</sup>	n.a.

## Economy

LDC status <sup>10</sup>	Yes
WTO membership <sup>17</sup>	Observer status
Average annual growth rate of total real gross domestic product (2007) <sup>20</sup>	13.9 e
Average annual growth rate of per capita real gross domestic product (2007) <sup>20</sup>	9.5 e
EVI (2004) <sup>12</sup>	60.3
Total debt service as % of GDP (1990, 2005) <sup>29</sup>	n.a. n.a.
Total debt service as % of exports of goods, service & net income from abroad (1990, 2005) <sup>29</sup>	n.a. n.a.
Balance of payments: current account balance (US\$ millions, 2008) <sup>6</sup>	-159
Workers' remittances receipts, total amount (US\$ millions, 2006) <sup>20</sup>	n.a.
Workers' remittances receipts, as percentage of exports of goods & services (2006) <sup>20</sup>	n.a.
ODA received (net disbursements), total amount (US\$ millions, 2005) <sup>29</sup>	n.a.
ODA received (net disbursements) per capita (US\$, 2007) <sup>13</sup>	146
High-technology exports as % of manufactured exports (1990, 2005) <sup>29</sup>	n.a. n.a.

## Health & Nutrition

Infant mortality rate (per 1,000 live births, 1990, 2008) <sup>1</sup>	168	165	
Under 5 mortality rate (per 1,000 live births, 1990, 2008) <sup>1</sup>	260	257	
Maternal mortality ratio (per 100,000 live births, adjusted, 2005) <sup>1</sup>	1,800		
Skilled attendance at delivery (%, 2003-2008*) <sup>1</sup>	14		
Population using improved drinking water sources (% - total, urban, rural, 2006) <sup>1</sup>	22	37	17
Population using improved sanitation facilities (% - total, urban, rural, 2006) <sup>1</sup>	30	45	25
Children under 1 immunized against BCG, DPT 3, Polio 3, Measles (%, 2008) <sup>1</sup>	85	85	75
Adult HIV/AIDS prevalence rate (15-49 years, %, 2007) <sup>1</sup>	n.a.		

# AFGHANISTAN

Total fertility rate+ (2008) <sup>1</sup>	6.6
Underweight moderate and severe (under 5 children, %, 2003-2008*) <sup>1</sup>	39y
Vitamin A supplementation coverage rate (6-59 months, % - at least one dose, 2008) <sup>1</sup>	96
Households consuming iodized salt (%, 2003-2008*) <sup>1</sup>	28 y

## Education

Primary school net enrolment ratio (% - male, female, 2003-2008*) <sup>1</sup>		74	46
Primary completion rate as % of relevant age group (total, 2008) <sup>16</sup>	n.a.		
Females as % of males, primary school enrolment (enrolled, attending, 2003-2008*) <sup>1</sup>	63	60	
Females as % of males, secondary school enrolment (enrolled, attending, 2003-2008*) <sup>1</sup>	n.a.	33	
Adult literacy rate (% - total, 2003-2008) <sup>1</sup>	28 x		
Youth (15-24 years) literacy rate (% , male, female, 2003-2007*) <sup>1</sup>		49	18
Primary school entrants reaching grade 5 (%, survey data, 2003-2008*) <sup>1</sup>	90		

## Child Protection & Emergency Situation

### Juvenile justice and children in conflict with the law

Birth registration (% - total, urban, rural, 2000-2008*) <sup>1</sup>	6	12	4
Minimum age for criminal responsibility <sup>26</sup>	12 years		

### Child labor

Minimum age for work <sup>†</sup>	14 years		
5-14 years old children who are working (% - total, male, female, 1999-2008*) <sup>1</sup>	30	28	33

### Early marriage

Legal age of marriage- Male <sup>‡</sup>	18 years		
Legal age of marriage- Female <sup>‡</sup>	16 years		
Girls married before the age of 18 years (% - total, urban, rural, 2000-2008*) <sup>1</sup>	43	n.a.	n.a.
Children killed during armed conflict (2007) <sup>27</sup>			n.a.
Children recruited by armed groups (2007) <sup>27</sup>			n.a.
Persons recognized as refugees (end 2008) <sup>***28</sup>			37
Internally displaced persons protected / assisted by UNHCR, including IDP-like situations (end 2008) <sup>***28</sup>			230,670

## International and Regional Conventions

Convention on the Rights of the Child (CRC, 1989) <sup>8</sup>	27-Apr-94 r
Optional Protocol to the CRC on the Involvement of Children in Armed Conflict (CRC-OP-AC, 2000) <sup>8</sup>	24-Oct-03 a
Optional Protocol to the CRC on the Sale of Children, Child Prostitution and Child Pornography (CRC-OP-SC, 2000) <sup>8</sup>	19-Oct-02 a
Convention on the Elimination of All Forms of Discrimination against Women (CEDAW, 1979) <sup>8</sup>	4-Apr-03 r
Optional Protocol to CEDAW (CEDAW-OP, 1999) <sup>8</sup>	n.r.
Convention on the Elimination of All Forms of racial Discrimination (CERD, 1965) <sup>8</sup>	5-Aug-83 a
Covenant on Civil and Political Rights (CCPR, 1966) <sup>8</sup>	24-Apr-83 a
Covenant on Economic, Social and Cultural Rights (CESCR, 1966) <sup>8</sup>	24-Apr-83 a
Forced Labour Convention No. 29 (1930) <sup>5</sup>	n.r.
Abolition of Forced Labour Convention No. 105 (1957) <sup>5</sup>	16-May-63 r
Convention against Discrimination in Education (1960) <sup>9</sup>	n.r./n.s.
Convention on Technical and Vocational Education (1989) <sup>9</sup>	n.r./n.s.
Convention No. 138 on Minimum Age (1973) <sup>5</sup>	n.r.
Convention No. 182 on Worst Forms of Child Labour (1999) <sup>5</sup>	n.r.
Convention on Consent to Marriage, Minimum Age for Marriage and Registration of Marriages (1962) <sup>21</sup>	n.r./n.s.
Rome Statute of the International Criminal Court (1998) <sup>22</sup>	10-Feb-03 a
Convention No. 87 on Freedom of Association and Protection of the Right to Organize (1948) <sup>5</sup>	n.r.
Convention No. 98 on the Right to Organize and Collective Bargaining (1949) <sup>5</sup>	n.r.
Convention on Protection of Children and Cooperation in respect of Inter-country Adoption (1993) <sup>4</sup>	n.s.
Convention on the Protection of the Rights of All Migrant Workers and Members of their Families (1990) <sup>8</sup>	n.r./n.s.
Mine Ban Treaty (1997) <sup>3</sup>	11-Sep-02 a
Geneva Convention (IV) relative to the Protection of Civilian Persons in Time of War (1949) <sup>7</sup>	26-Sep-56
Protocol I to the Geneva Conventions relating to the Protection of Victims of International Armed Conflicts (1977) <sup>7</sup>	n.r.
Protocol II to the Geneva Conventions relating to the Protection of Victims of Non-International Armed Conflicts (1977) <sup>23</sup>	n.r./n.s.
Protocol to Prevent, Suppress and Punish Trafficking in Persons, especially Women and Children supplementing the United Nations Convention against Transnational Organised Crime (2000) <sup>2</sup>	n.s.
SAARC Convention on Preventing and Combating Trafficking in Women and Children for Prostitution (2002) <sup>18</sup>	Non member
SAARC Convention on Regional Arrangements for the Promotion of Child Welfare in South Asia (2002) <sup>19</sup>	n.r./n.s.

### Notes:

† Minimum age for work: Labour Law 1999

‡ Legal age of marriage: Civil law 1996, Article 70 and 71

^ Value includes workers' remittances and compensation of employees

# BANGLADESH

## Population

Total population (thousands, 2008) <sup>1</sup>	160,000	
Population aged under 18 (thousands, %, 2008) <sup>1</sup>	61,323	38
Population aged under 5 (thousands, %, 2008) <sup>1</sup>	16,710	10
Population annual growth rate (%, 2000-2008) <sup>1</sup>		1.6

## Poverty/Inequality

HDI (rank, value, 2007) <sup>13</sup>	146 of 182	0.543
HPI-1 (rank, value) <sup>13</sup>	112	36.1
GDI (rank, value) <sup>13</sup>	123	0.536
GEM (rank, value) <sup>13</sup>	108	0.264
GNI per capita (US\$, 2008) <sup>1</sup>	520	
Gini index <sup>13</sup>	31.0	
Population below the income poverty line 1.25 \$ a day (%, 2000-2007*) <sup>13</sup>	49.6	
Population below international poverty line of 1.25 \$ per day (%, 1992-2007) <sup>1</sup>	50 y	

## MDG Performance<sup>10#</sup>

Early achiever:	Primary enrolment, Gender primary enrolment, Gender secondary enrolment, TB prevalence, TB death rate, Protected area
On-track:	Under 5 mortality, HIV prevalence, Sanitation rural
Slow:	Underweight children, Gender tertiary enrolment, Infant mortality, Water rural
Regressing:	\$1/day poverty, Reaching grade 5, Primary completion, Forest cover, CO <sub>2</sub> emissions, Ozone-depleting potential CFC <sup>-</sup> consumption, Water urban, Sanitation urban

## Government

Total government expenditure as % of GDP (2008) <sup>6</sup>	15.9
Education as % of total government expenditure (1998-2007*) <sup>1</sup>	17
Health as % of total government expenditure (1998-2007*) <sup>1</sup>	7
Defence as % of total government expenditure (1998-2007*) <sup>1</sup>	11

## Economy

LDC status <sup>10</sup>	Yes
WTO membership <sup>17</sup>	1-Jan-95
Average annual growth rate of total real gross domestic product (2007) <sup>20</sup>	6.5 e
Average annual growth rate of per capita real gross domestic product (2007) <sup>20</sup>	4.7 e
EVI (2004) <sup>12</sup>	25.8
Total debt service as % of GDP (1990, 2005) <sup>29</sup>	2.5 1.3
Total debt service as % of exports of goods, service & net income from abroad (1990, 2005) <sup>29</sup>	25.8 5.3
Balance of payments: current account balance (US\$ millions, 2008) <sup>6</sup>	672
Workers' remittances receipts, total amount (US\$ millions, 2006) <sup>20</sup>	5,428
Workers' remittances receipts, as percentage of exports of goods & services (2006) <sup>120</sup>	42.1
ODA received (net disbursements), total amount (US\$ millions, 2005) <sup>29</sup>	1,320.5
ODA received (net disbursements) per capita (US\$, 2007) <sup>13</sup>	9.0
High-technology exports as % of manufactured exports (1990, 2005) <sup>29</sup>	0.1 (-)

## Health & Nutrition

Infant mortality rate (per 1,000 live births, 1990, 2008) <sup>1</sup>	103	43
Under 5 mortality rate (per 1,000 live births, 1990, 2008) <sup>1</sup>	149	54
Maternal mortality ratio (per 100,000 live births, adjusted, 2005) <sup>1</sup>	570	
Skilled attendance at delivery (%, 2003-2008*) <sup>1</sup>	18	
Population using improved drinking water sources (% - total, urban, rural, 2006) <sup>1</sup>	80	85 78
Population using improved sanitation facilities (% - total, urban, rural, 2006) <sup>1</sup>	36	48 32
Children under 1 immunized against BCG, DPT 3, Polio 3, Measles (%, 2008) <sup>1</sup>	98	95 89
Adult HIV/AIDS prevalence rate (15-49 years, %, 2007) <sup>1</sup>		n.a.
Total fertility rate+ (2008) <sup>1</sup>		2.3

## BANGLADESH

Underweight moderate and severe (under 5 children, %, 2003-2008*) <sup>1</sup>	46
Vitamin A supplementation coverage rate (6-59 months, % - at least one dose, 2008) <sup>1</sup>	97
Households consuming iodized salt (% , 2003-2008*) <sup>1</sup>	84 y

### Education

Primary school net enrolment ratio (% - male, female, 2000-2007*) <sup>1</sup>		87	91
Primary completion rate as % of relevant age group (total, 2008) <sup>16</sup>	n.a.		
Females as % of males, primary school enrolment (enrolled, attending, 2003-2008*) <sup>1</sup>	104	106	
Females as % of males, secondary school enrolment (enrolled, attending, 2003-2008*) <sup>1</sup>	104	114	
Adult literacy rate (% - total, 2003-2008) <sup>1</sup>	54		
Youth (15-24 years) literacy rate (% , male, female, 2003-2007*) <sup>1</sup>		71	73
Primary school entrants reaching grade 5 (% , survey data, 2000-2007*) <sup>1</sup>	94		

### Child Protection & Emergency Situation

#### Juvenile justice and children in conflict with the law

Birth registration (% - total, urban, rural, 2000-2008*) <sup>1</sup>	10	13	9
Minimum age for criminal responsibility <sup>26</sup>	9 years		

#### Child labor

Minimum age for work <sup>†</sup>	n.a.		
5-14 years old children who are working (% - total, male, female, 1999-2008*) <sup>1</sup>	13	18	8

#### Early marriage

Legal age of marriage- Male <sup>‡</sup>	21 years		
Legal age of marriage- Female <sup>‡</sup>	18 years		
Girls married before the age of 18 years (% - total, urban, rural, 2000-2008*) <sup>1</sup>	64	58	69
Children killed during armed conflict (2007) <sup>27</sup>			n.a.
Children recruited by armed groups (2007) <sup>27</sup>			n.a.
Persons recognized as refugees (end 2008) <sup>++28</sup>			28,389
Internally displaced persons protected / assisted by UNHCR, including IDP-like situations (end 2008) <sup>+++28</sup>			n.a.

### International and Regional Conventions

Convention on the Rights of the Child (CRC, 1989) <sup>8</sup>	2-Sep-90 r
Optional Protocol to the CRC on the Involvement of Children in Armed Conflict (CRC-OP-AC, 2000) <sup>8</sup>	12-Feb-02 r
Optional Protocol to the CRC on the Sale of Children, Child Prostitution and Child Pornography (CRC-OP-SC, 2000) <sup>8</sup>	6-Oct-00 r
Convention on the Elimination of All Forms of Discrimination against Women (CEDAW, 1979) <sup>8</sup>	6-Dec-84 a
Optional Protocol to CEDAW (CEDAW-OP, 1999) <sup>8</sup>	6-Dec-84 a
Convention on the Elimination of All Forms of racial Discrimination (CERD, 1965) <sup>8</sup>	11-Jul-79 a
Covenant on Civil and Political Rights (CCPR, 1966) <sup>8</sup>	6-Dec-00 a
Covenant on Economic, Social and Cultural Rights (CESCR, 1966) <sup>8</sup>	5-Jan-99 a
Forced Labour Convention No. 29 (1930) <sup>5</sup>	22-Jun-72 r
Abolition of Forced Labour Convention No. 105 (1957) <sup>5</sup>	22-Jun-72 r
Convention against Discrimination in Education (1960) <sup>9</sup>	n.r./n.s.
Convention on Technical and Vocational Education (1989) <sup>9</sup>	n.r./n.s.
Convention No. 138 on Minimum Age (1973) <sup>5</sup>	n.r.
Convention No. 182 on Worst Forms of Child Labour (1999) <sup>5</sup>	12-Mar-01 r
Convention on Consent to Marriage, Minimum Age for Marriage and Registration of Marriages (1962) <sup>21</sup>	5-Oct-98 a
Rome Statute of the International Criminal Court (1998) <sup>22</sup>	16-Sep-99 s
Convention No. 87 on Freedom of Association and Protection of the Right to Organize (1948) <sup>5</sup>	22-Jun-72 r
Convention No. 98 on the Right to Organize and Collective Bargaining (1949) <sup>5</sup>	22-Jun-72 r
Convention on Protection of Children and Cooperation in respect of Inter-country Adoption (1993) <sup>4</sup>	n.s.
Convention on the Protection of the Rights of All Migrant Workers and Members of their Families (1990) <sup>8</sup>	7-Oct-98 s
Mine Ban Treaty (1997) <sup>3</sup>	6-Sep-00 r
Geneva Convention (IV) relative to the Protection of Civilian Persons in Time of War (1949) <sup>7</sup>	4-Apr-72 s
Protocol I to the Geneva Conventions relating to the Protection of Victims of International Armed Conflicts (1977) <sup>7</sup>	8-Aug-80 a
Protocol II to the Geneva Conventions relating to the Protection of Victims of Non-International Armed Conflicts (1977) <sup>23</sup>	8-Sep-80 a
Protocol to Prevent, Suppress and Punish Trafficking in Persons, especially Women and Children supplementing the United Nations Convention against Transnational Organized Crime (2000) <sup>2</sup>	n.s.
SAARC Convention on Preventing and Combating Trafficking in Women and Children for Prostitution (2002) <sup>18</sup>	10-Jun-02 r
SAARC Convention on Regional Arrangements for the Promotion of Child Welfare in South Asia (2002) <sup>19</sup>	5-Jan-02 r

#### Notes:

<sup>†</sup> Minimum Age for Work: Employment of Children Act 1938 prohibit children below 12 years from working in the places with hazardous conditions and minimum wages at 1961

<sup>‡</sup> Legal age of marriage: Child Marriage Restraint Act 1929 but religious laws permit earlier marriages

<sup>^</sup> Value includes workers' remittances and compensation of employees

# BHUTAN

## Population

Total population (thousands, 2008) <sup>1</sup>	687	
Population aged under 18 (thousands, %, 2008) <sup>1</sup>	262	38
Population aged under 5 (thousands, %, 2008) <sup>1</sup>	71	10
Population annual growth rate (% , 2000-2008) <sup>1</sup>		2.5

## Poverty/Inequality

HDI (rank, value, 2007) <sup>13</sup>	132 of 182	0.619
HPI-1 (rank, value) <sup>13</sup>	102	33.7
GDI (rank, value) <sup>13</sup>	113	0.605
GEM (rank, value) <sup>13</sup>	n.a.	n.a.
GNI per capita (US\$, 2008) <sup>1</sup>	1,900	
Gini index <sup>13</sup>	46.8	
Population below the income poverty line 1.25 \$ a day (% , 2000-2007*) <sup>13</sup>	26.2	
Population below international poverty line of 1.25 \$ per day (% , 1992-2007) <sup>1</sup>	26	

## MDG Performance<sup>10#</sup>

Early achiever:	TB prevalence, TB death rate, Forest cover, Protected area
On-track:	Under 5 mortality, HIV prevalence
Slow:	Infant mortality
Regressing:	CO <sub>2</sub> emissions, Ozone-depleting potential CFC <sup>-</sup> consumption

## Government

Total government expenditure as % of GDP (2008) <sup>6</sup>	41
Education as % of total government expenditure (1998-2007*) <sup>1</sup>	13
Health as % of total government expenditure (1998-2007*) <sup>1</sup>	9
Defence as % of total government expenditure (1998-2007*) <sup>1</sup>	n.a.

## Economy

LDC status <sup>10</sup>	Yes	
WTO membership <sup>17</sup>	Observer status	
Average annual growth rate of total real gross domestic product (2007) <sup>20</sup>	17.6	e
Average annual growth rate of per capita real gross domestic product (2007) <sup>20</sup>	15.9	e
EVI (2004) <sup>12</sup>	46.6	
Total debt service as % of GDP (1990, 2005) <sup>29</sup>	1.7	0.8
Total debt service as % of exports of goods, service & net income from abroad (1990, 2005) <sup>29</sup>	n.a.	n.a.
Balance of payments: current account balance (US\$ millions, 2008) <sup>6</sup>	52	
Workers' remittances receipts, total amount (US\$ millions, 2006) <sup>20</sup>	n.a.	
Workers' remittances receipts, as percentage of exports of goods & services (2006) <sup>20</sup>	n.a.	
ODA received (net disbursements), total amount (US\$ millions, 2005) <sup>29</sup>	90.0	
ODA received (net disbursements) per capita (US\$, 2007) <sup>13</sup>	135.0	
High-technology exports as % of manufactured exports (1990, 2005) <sup>29</sup>	n.a.	n.a.

## Health & Nutrition

Infant mortality rate (per 1,000 live births, 1990, 2008) <sup>1</sup>	91	54		
Under 5 mortality rate (per 1,000 live births , 1990, 2008) <sup>1</sup>	148	81		
Maternal mortality ratio (per 100,000 live births, adjusted, 2005) <sup>1</sup>	440			
Skilled attendance at delivery (% , 2003-2008*) <sup>1</sup>	71			
Population using improved drinking water sources (% - total, urban, rural, 2006) <sup>1</sup>	81	98	79	
Population using improved sanitation facilities (% - total, urban, rural, 2006) <sup>1</sup>	52	71	50	
Children under 1 immunized against BCG, DPT 3, Polio 3, Measles (% , 2008) <sup>1</sup>	99	96	96	99

# BHUTAN

Adult HIV/AIDS prevalence rate (15-49 years, %, 2007) <sup>1</sup>	0.1
Total fertility rate+ (2008) <sup>1</sup>	2.6
Underweight moderate and severe (under 5 children, %, 2003-2008*) <sup>1</sup>	19 x
Vitamin A supplementation coverage rate (6-59 months, % - at least one dose, 2008) <sup>1</sup>	n.a.
Households consuming iodized salt (%, 2003-2008*) <sup>1</sup>	96 x

## Education

Primary school net enrolment ratio (% - male, female, 2003-2008*) <sup>1</sup>		79	79
Primary completion rate as % of relevant age group (total, 2008) <sup>16</sup>	83		
Females as % of males, primary school enrolment (enrolled, attending, 2003-2008*) <sup>1</sup>	100	91	
Females as % of males, secondary school enrolment (enrolled, attending, 2003-2008*) <sup>1</sup>	101	n.a.	
Adult literacy rate (% - total, 2003-2008) <sup>1</sup>	56		
Youth (15-24 years) literacy rate (% - male, female, 2003-2007*) <sup>1</sup>		83	73
Primary school entrants reaching grade 5 (% - admin data, 2003-2008*) <sup>1</sup>	84		

## Child Protection & Emergency Situation

### Juvenile justice and children in conflict with the law

Birth registration (% - total, urban, rural, 2000-2008*) <sup>1</sup>	n.a.	n.a.	n.a.
Minimum age for criminal responsibility <sup>26</sup>	10 years		

### Child labor

Minimum age for work <sup>†</sup>	n.a.		
5-14 years old children who are working (% - total, male, female, 1999-2008*) <sup>1</sup>	19y	16y	22y

### Early marriage

Legal age of marriage- Male <sup>‡</sup>	18 years		
Legal age of marriage- Female <sup>‡</sup>	18 years		
Girls married before the age of 18 years (% - total, urban, rural, 2000-2008*) <sup>1</sup>	n.a.	n.a.	n.a.
Children killed during armed conflict (2007) <sup>27</sup>			n.a.
Children recruited by armed groups (2007) <sup>27</sup>			n.a.
Persons recognized as refugees (end 2008) <sup>++28</sup>			n.a.
Internally displaced persons protected / assisted by UNHCR, including IDP-like situations (end 2008) <sup>+++28</sup>			n.a.

## International and Regional Conventions

Convention on the Rights of the Child (CRC, 1989) <sup>8</sup>	2-Sep-90 r
Optional Protocol to the CRC on the Involvement of Children in Armed Conflict (CRC-OP-AC, 2000) <sup>8</sup>	15-Sep-05 s
Optional Protocol to the CRC on the Sale of Children, Child Prostitution and Child Pornography (CRC-OP-SC, 2000) <sup>8</sup>	15-Sep-05 s
Convention on the Elimination of All Forms of Discrimination against Women (CEDAW, 1979) <sup>8</sup>	30-Sep-81 r
Optional Protocol to CEDAW (CEDAW-OP, 1999) <sup>8</sup>	n.r.
Convention on the Elimination of All Forms of Racial Discrimination (CERD, 1965) <sup>8</sup>	26-Mar-73 s
Covenant on Civil and Political Rights (CCPR, 1966) <sup>8</sup>	n.r.
Covenant on Economic, Social and Cultural Rights (CESCR, 1966) <sup>8</sup>	n.r.
Forced Labour Convention No. 29 (1930) <sup>5</sup>	n.r.
Abolition of Forced Labour Convention No. 105 (1957) <sup>5</sup>	n.r.
Convention against Discrimination in Education (1960) <sup>9</sup>	n.r./n.s.
Convention on Technical and Vocational Education (1989) <sup>9</sup>	n.r./n.s.
Convention No. 138 on Minimum Age (1973) <sup>5</sup>	n.r.
Convention No. 182 on Worst Forms of Child Labour (1999) <sup>5</sup>	n.r.
Convention on Consent to Marriage, Minimum Age for Marriage and Registration of Marriages (1962) <sup>21</sup>	n.r./n.s.
Rome Statute of the International Criminal Court (1998) <sup>22</sup>	n.r./n.s.
Convention No. 87 on Freedom of Association and Protection of the Right to Organize (1948) <sup>5</sup>	n.r.
Convention No. 98 on the Right to Organize and Collective Bargaining (1949) <sup>5</sup>	n.r.
Convention on Protection of Children and Cooperation in respect of Inter-country Adoption (1993) <sup>4</sup>	n.s.
Convention on the Protection of the Rights of All Migrant Workers and Members of their Families (1990) <sup>8</sup>	n.r./n.s.
Mine Ban Treaty (1997) <sup>3</sup>	18-Aug-05 a
Geneva Convention (IV) relative to the Protection of Civilian Persons in Time of War (1949) <sup>7</sup>	10-Jan-91 a
Protocol I to the Geneva Conventions relating to the Protection of Victims of International Armed Conflicts (1977) <sup>7</sup>	n.r.
Protocol II to the Geneva Conventions relating to the Protection of Victims of Non-International Armed Conflicts (1977) <sup>23</sup>	n.r./n.s.
Protocol to Prevent, Suppress and Punish Trafficking in Persons, especially Women and Children supplementing the United Nations Convention against Transnational Organised Crime (2000) <sup>2</sup>	n.s.
SAARC Convention on Preventing and Combating Trafficking in Women and Children for Prostitution (2002) <sup>18</sup>	4-Sep-03 r
SAARC Convention on Regional Arrangements for the Promotion of Child Welfare in South Asia (2002) <sup>19</sup>	5-Jan-02 r

### Notes:

<sup>‡</sup> Legal age of marriage: Marriage Act 1980 (amended in 1996)

# INDIA

## Population

Total population (thousands, 2008) <sup>1</sup>	1,181,412	
Population aged under 18 (thousands, %, 2008) <sup>1</sup>	446,960	38
Population aged under 5 (thousands, %, 2008) <sup>1</sup>	126,642	11
Population annual growth rate (%, 2000-2008) <sup>1</sup>		1.6

## Poverty/Inequality

HDI (rank, value, 2007) <sup>13</sup>	134 of 182	0.612
HPI-1 (rank, value) <sup>13</sup>	88	28
GDI (rank, value) <sup>13</sup>	114	0.594
GEM (rank, value) <sup>13</sup>	n.a.	n.a.
GNI per capita (US\$, 2008) <sup>1</sup>	1,070	
Gini index <sup>13</sup>	36.8	
Population below the income poverty line 1.25 \$ a day (%, 2000-2007*) <sup>13</sup>	41.6	
Population below international poverty line of 1.25 \$ per day (%, 1992-2007) <sup>1</sup>	42 y	

## MDG Performance<sup>10#</sup>

Early achiever:	Primary enrolment, HIV prevalence, TB prevalence, TB death rate, Forest cover, Protected area, Water urban, Water rural
On-track:	Reaching grade 5, Primary completion, Gender primary enrolment, Gender secondary enrolment
Slow:	Poverty \$1, Underweight children, Gender tertiary enrolment, Under 5 mortality, Infant mortality, Sanitation urban, Sanitation rural
Regressing:	CO <sub>2</sub> emissions, Ozone-depleting potential CFC <sup>-</sup> consumption

## Government

Total government expenditure as % of GDP (2008) <sup>6</sup>	n.a.
Education as % of total government expenditure (1998-2007*) <sup>1</sup>	4
Health as % of total government expenditure (1998-2007*) <sup>1</sup>	2
Defence as % of total government expenditure (1998-2007*) <sup>1</sup>	14

## Economy

LDC status <sup>10</sup>	No	
WTO membership <sup>17</sup>	1-Jan-95	
Average annual growth rate of total real gross domestic product (2007) <sup>20</sup>	9.7 e	
Average annual growth rate of per capita real gross domestic product (2007) <sup>20</sup>	8.1 e	
EVI (2004) <sup>12</sup>	19.1	
Total debt service as % of GDP (1990, 2005) <sup>29</sup>	2.6	3
Total debt service as % of exports of goods, service & net income from abroad (1990, 2005) <sup>29</sup>	31.9	19.1
Balance of payments: current account balance (US\$ millions, 2008) <sup>6</sup>	-35,000	
Workers' remittances receipts, total amount (US\$ millions, 2006) <sup>20</sup>	25,052	
Workers' remittances receipts, as percentage of exports of goods & services (2006) <sup>20</sup>	9.4	
ODA received (net disbursements), total amount (US\$ millions, 2005) <sup>29</sup>	1,724.1	
ODA received (net disbursements) per capita (US\$, 2007) <sup>13</sup>	1.0	
High-technology exports as % of manufactured exports (1990, 2005) <sup>29</sup>	2.4	4.9

## Health & Nutrition

Infant mortality rate (per 1,000 live births, 1990, 2008) <sup>1</sup>	83	52		
Under 5 mortality rate (per 1,000 live births, 1990, 2008) <sup>1</sup>	116	69		
Maternal mortality ratio (per 100,000 live births, adjusted, 2005) <sup>1</sup>	450			
Skilled attendance at delivery (%, 2003-2008*) <sup>1</sup>	47			
Population using improved drinking water sources (% - total, urban, rural, 2006) <sup>1</sup>	89	96	86	
Population using improved sanitation facilities (% - total, urban, rural, 2006) <sup>1</sup>	28	52	18	
Children under 1 immunized against BCG, DPT 3, Polio 3, Measles (%, 2008) <sup>1</sup>	87	66	67	70

Adult HIV/AIDS prevalence rate (% , 2007) <sup>24</sup>	0.34
Total fertility rate+ (2008) <sup>1</sup>	2.7
Underweight moderate and severe (under 5 children, %, 2003-2008*) <sup>1</sup>	48
Vitamin A supplementation coverage rate (6-59 months, % - at least one dose, 2008) <sup>1</sup>	53
Households consuming iodized salt (% , 2003-2008*) <sup>1</sup>	51

## Education

Primary school net enrolment ratio (% - male, female, 2003-2008*) <sup>1</sup>		90	87
Primary completion rate as % of relevant age group (total, 2008) <sup>16</sup>	n.a.		
Females as % of males, primary school enrolment (enrolled, attending, 2003-2008*) <sup>1</sup>	96	96	
Females as % of males, secondary school enrolment (enrolled, attending, 2003-2008*) <sup>1</sup>	n.a.	83	
Adult literacy rate (% - total, 2003-2008) <sup>1</sup>	66		
Youth (15-24 years) literacy rate (% , male, female, 2003-2007*) <sup>1</sup>		87	77
Primary school entrants reaching grade 5 (% , survey data, 2003-2008*) <sup>1</sup>	95		

## Child Protection & Emergency Situation

<b>Juvenile justice and children in conflict with the law</b>			
Birth registration (% - total, urban, rural, 2000-2008*) <sup>1</sup>	41	59	35
Minimum age for criminal responsibility <sup>26</sup>	7 years		
<b>Child labor</b>			
Minimum age for work <sup>†</sup>	14 years in hazardous occupation		
5-14 years old children who are working (% - total, male, female, 1999-2008*) <sup>1</sup>	12	12	12
<b>Early marriage</b>			
Legal age of marriage- Male <sup>‡</sup>	21 years		
Legal age of marriage- Female <sup>‡</sup>	18 years		
Girls married before the age of 18 years (% - total, urban, rural, 2000-2008*) <sup>1</sup>	47	29	56
Children killed during armed conflict (2007) <sup>27</sup>			n.a.
Children recruited by armed groups (2007) <sup>27</sup>			n.a.
Persons recognized as refugees (end 2008) <sup>++28</sup>			184,543
Internally displaced persons protected / assisted by UNHCR, including IDP-like situations (end 2008) <sup>+++28</sup>			n.a.

## International and Regional Conventions

Convention on the Rights of the Child (CRC, 1989) <sup>8</sup>	11-Jan-93 a
Optional Protocol to the CRC on the Involvement of Children in Armed Conflict (CRC-OP-AC, 2000) <sup>8</sup>	30-Dec-05 r
Optional Protocol to the CRC on the Sale of Children, Child Prostitution and Child Pornography (CRC-OP-SC, 2000) <sup>8</sup>	16-Sep-05 r
Convention on the Elimination of All Forms of Discrimination against Women (CEDAW, 1979) <sup>8</sup>	8-Aug-93 r
Optional Protocol to CEDAW (CEDAW-OP, 1999) <sup>8</sup>	n.r.
Convention on the Elimination of All Forms of racial Discrimination (CERD, 1965) <sup>8</sup>	4-Jan-69 r
Covenant on Civil and Political Rights (CCPR, 1966) <sup>8</sup>	10-Jul-79 a
Covenant on Economic, Social and Cultural Rights (CESCR, 1966) <sup>8</sup>	10-Jul-79 a
Forced Labour Convention No. 29 (1930) <sup>5</sup>	30-Nov-54 r
Abolition of Forced Labour Convention No. 105 (1957) <sup>5</sup>	18-May-00 r
Convention against Discrimination in Education (1960) <sup>9</sup>	n.r./n.s.
Convention on Technical and Vocational Education (1989) <sup>9</sup>	n.r./n.s.
Convention No. 138 on Minimum Age (1973) <sup>5</sup>	n.r.
Convention No. 182 on Worst Forms of Child Labour (1999) <sup>5</sup>	n.r.
Convention on Consent to Marriage, Minimum Age for Marriage and Registration of Marriages (1962) <sup>21</sup>	n.r./n.s.
Rome Statute of the International Criminal Court (1998) <sup>22</sup>	n.r./n.s.
Convention No. 87 on Freedom of Association and Protection of the Right to Organize (1948) <sup>5</sup>	n.r.
Convention No. 98 on the Right to Organize and Collective Bargaining (1949) <sup>5</sup>	n.r.
Convention on Protection of Children and Cooperation in respect of Inter-country Adoption (1993) <sup>4</sup>	6-Jun-03 r
Convention on the Protection of the Rights of All Migrant Workers and Members of their Families (1990) <sup>8</sup>	n.r./n.s.
Mine Ban Treaty (1997) <sup>3</sup>	n.r.
Geneva Convention (IV) relative to the Protection of Civilian Persons in Time of War (1949) <sup>7</sup>	9-Nov-50
Protocol I to the Geneva Conventions relating to the Protection of Victims of International Armed Conflicts (1977) <sup>7</sup>	n.r.
Protocol II to the Geneva Conventions relating to the Protection of Victims of Non-International Armed Conflicts (1977) <sup>23</sup>	n.r./n.s.
Protocol to Prevent, Suppress and Punish Trafficking in Persons, especially Women and Children supplementing the United Nations Convention against Transnational Organised Crime (2000) <sup>2</sup>	12-Dec-02 s
SAARC Convention on Preventing and Combating Trafficking in Women and Children for Prostitution (2002) <sup>18</sup>	2-Sep-03 r
SAARC Convention on Regional Arrangements for the Promotion of Child Welfare in South Asia (2002) <sup>19</sup>	5-Jan-02 r

### Notes:

† Minimum Age for Work: Child Labour (Prohibition and Regulation Act 1986)

‡ Legal age of marriage: Child Marriage Restraint Act 1929

^ Value includes workers' remittances and compensation of employees

# MALDIVES

## Population

Total population (thousands, 2008) <sup>1</sup>	305	
Population aged under 18 (thousands, %, 2008) <sup>1</sup>	112	37
Population aged under 5 (thousands, %, 2008) <sup>1</sup>	27	9
Population annual growth rate (%, 2000-2008) <sup>1</sup>		1.4

## Poverty/Inequality

HDI (rank, value, 2007) <sup>13</sup>	95 of 182	0.771
HPI-1 (rank, value) <sup>13</sup>	66	16.5
GDI (rank, value) <sup>13</sup>	77	0.767
GEM (rank, value) <sup>13</sup>	90	0.429
GNI per capita (US\$, 2008) <sup>1</sup>	3,630	
Gini index <sup>13</sup>		n.a.
Population below the income poverty line 1.25 \$ a day (%, 2000-2007*) <sup>13</sup>		n.a.
Population below international poverty line of 1.25 \$ per day (%,1992-2007) <sup>1</sup>		n.a.

## MDG Performance<sup>10#</sup>

Early achiever:	Primary completion rate, Gender primary enrolment, Gender secondary enrolment, TB prevalence, TB death rate, Ozone-depleting potential CFC <sup>-</sup> consumption, Water urban, Sanitation urban
On-track:	Underweight children, Under 5 mortality, Infant mortality, Forest cover
Slow:	
Regressing:	Primary enrolment, CO <sub>2</sub> emissions, Water rural

## Government

Total government expenditure as % of GDP (2008) <sup>6</sup>	67.0
Education as % of total government expenditure (1998-2007*) <sup>1</sup>	14
Health as % of total government expenditure (1998-2007*) <sup>1</sup>	8
Defence as % of total government expenditure (1998-2007*) <sup>1</sup>	5

## Economy

LDC status <sup>10</sup>	Yes, to graduate in 2011
WTO membership <sup>17</sup>	31-May-95
Average annual growth rate of total real gross domestic product (2007) <sup>20</sup>	6.6 e
Average annual growth rate of per capita real gross domestic product (2007) <sup>20</sup>	4.8 e
EVI (2004) <sup>12</sup>	50.5
Total debt service as % of GDP (1990, 2005) <sup>29</sup>	4.1 4.4
Total debt service as % of exports of goods, service & net income from abroad (1990, 2005) <sup>29</sup>	4.8 6.9
Balance of payments: current account balance (US\$ millions, 2008) <sup>6</sup>	-637
Workers' remittances receipts, total amount (US\$ millions, 2006) <sup>20</sup>	n.a.
Workers' remittances receipts, as percentage of exports of goods & services (2006) <sup>20</sup>	n.a.
ODA received (net disbursements), total amount (US\$ millions, 2005) <sup>29</sup>	66.8
ODA received (net disbursements) per capita (US\$, 2007) <sup>13</sup>	122.0
High-technology exports as % of manufactured exports (1990, 2005) <sup>29</sup>	n.a. 2.1

## Health & Nutrition

Infant mortality rate (per 1,000 live births, 1990, 2008) <sup>1</sup>	79	24
Under 5 mortality rate (per 1,000 live births, 1990, 2008) <sup>1</sup>	111	28
Maternal mortality ratio (per 100,000 live births, adjusted, 2005) <sup>1</sup>	120	
Skilled attendance at delivery (%, 2003-2008*) <sup>1</sup>	84	
Population using improved drinking water sources (% - total, urban, rural, 2006) <sup>1</sup>	83	98 76
Population using improved sanitation facilities (% - total, urban, rural, 2006) <sup>1</sup>	59	100 42
Children under 1 immunized against BCG, DPT 3, Polio 3, Measles (%, 2008) <sup>1</sup>	99 98	98 97

## MALDIVES

Adult HIV/AIDS prevalence rate (15-49 years, %, 2007) <sup>1</sup>	n.a.
Total fertility rate+ (2008) <sup>1</sup>	2.0
Underweight moderate and severe (under 5 children, %, 2003-2008*) <sup>1</sup>	30 x
Vitamin A supplementation coverage rate (6-59 months, % - at least one dose, 2008) <sup>1</sup>	n.a.
Households consuming iodized salt (% , 2003-2008*) <sup>1</sup>	44 x

### Education

Primary school net enrolment ratio (% - male, female, 2003-2008*) <sup>1</sup>		97	97
Primary completion rate as % of relevant age group (total, 2008) <sup>16</sup>	n.a.		
Females as % of males, primary school enrolment (enrolled, attending, 2003-2008*) <sup>1</sup>	100	n.a.	
Females as % of males, secondary school enrolment (enrolled, attending, 2003-2008*) <sup>1</sup>	109	n.a.	
Adult literacy rate (% - total, 2003-2008) <sup>1</sup>	97		
Youth (15-24 years) literacy rate (% , male, female, 2003-2007*) <sup>1</sup>		98	98
Primary school entrants reaching grade 5 (% , 2003-2008*) <sup>1</sup>	n.a.		

### Child Protection & Emergency Situation

<b>Juvenile justice and children in conflict with the law</b>			
Birth registration (% - total, urban, rural, 2000-2008*) <sup>1</sup>	73	n.a.	n.a.
Minimum age for criminal responsibility <sup>26</sup>	7 years		
<b>Child labor</b>			
Minimum age for work <sup>†</sup>	14 years (18 yrs in hazardous occupation)		
5-14 years old children who are working (% - total, male, female, 1999-2008*) <sup>1</sup>	n.a.	n.a.	n.a.
<b>Early marriage</b>			
Legal age of marriage- Male <sup>‡</sup>	18 years		
Legal age of marriage- Female <sup>‡</sup>	18 years		
Girls married before the age of 18 years (% - total, urban, rural, 2000-2008*) <sup>1</sup>	n.a.	n.a.	n.a.
Children killed during armed conflict (2007) <sup>27</sup>			n.a.
Children recruited by armed groups (2007) <sup>27</sup>			n.a.
Persons recognized as refugees (end 2008) <sup>++28</sup>			n.a.
Internally displaced persons protected / assisted by UNHCR, including IDP-like situations (end 2008) <sup>+++28</sup>			n.a.

### International and Regional Conventions

Convention on the Rights of the Child (CRC, 1989) <sup>8</sup>	13-Mar-91 r
Optional Protocol to the CRC on the Involvement of Children in Armed Conflict (CRC-OP-AC, 2000) <sup>8</sup>	29-Jan-05 r
Optional Protocol to the CRC on the Sale of Children, Child Prostitution and Child Pornography (CRC-OP-SC, 2000) <sup>8</sup>	10-Jun-02 r
Convention on the Elimination of All Forms of Discrimination against Women (CEDAW, 1979) <sup>8</sup>	31-Jul-93 a
Optional Protocol to CEDAW (CEDAW-OP, 1999) <sup>8</sup>	13-Jun-06 a
Convention on the Elimination of All Forms of racial Discrimination (CERD, 1965) <sup>8</sup>	24-May-84 a
Covenant on Civil and Political Rights (CCPR, 1966) <sup>8</sup>	19-Dec-06 a
Covenant on Economic, Social and Cultural Rights (CESCR, 1966) <sup>8</sup>	19-Dec-06 a
Forced Labour Convention No. 29 (1930) <sup>5</sup>	n.r.
Abolition of Forced Labour Convention No. 105 (1957) <sup>5</sup>	n.r.
Convention against Discrimination in Education (1960) <sup>9</sup>	n.r./n.s.
Convention on Technical and Vocational Education (1989) <sup>9</sup>	n.r./n.s.
Convention No. 138 on Minimum Age (1973) <sup>5</sup>	n.r.
Convention No. 182 on Worst Forms of Child Labour (1999) <sup>5</sup>	n.r.
Convention on Consent to Marriage, Minimum Age for Marriage and Registration of Marriages (1962) <sup>21</sup>	n.r./n.s.
Rome Statute of the International Criminal Court (1998) <sup>22</sup>	n.r./n.s.
Convention No. 87 on Freedom of Association and Protection of the Right to Organize (1948) <sup>5</sup>	n.r.
Convention No. 98 on the Right to Organize and Collective Bargaining (1949) <sup>5</sup>	n.r.
Convention on Protection of Children and Cooperation in respect of Inter-country Adoption (1993) <sup>4</sup>	n.s.
Convention on the Protection of the Rights of All Migrant Workers and Members of their Families (1990) <sup>8</sup>	n.r./n.s.
Mine Ban Treaty (1997) <sup>3</sup>	7-Sep-00 r
Geneva Convention (IV) relative to the Protection of Civilian Persons in Time of War (1949) <sup>7</sup>	18-Jun-91 a
Protocol I to the Geneva Conventions relating to the Protection of Victims of International Armed Conflicts (1977) <sup>7</sup>	3-Sep-91 a
Protocol II to the Geneva Conventions relating to the Protection of Victims of Non-International Armed Conflicts (1977) <sup>23</sup>	3-Sep-91 a
Protocol to Prevent, Suppress and Punish Trafficking in Persons, especially Women and Children supplementing the United Nations Convention against Transnational Organised Crime (2000) <sup>2</sup>	n.s.
SAARC Convention on Preventing and Combating Trafficking in Women and Children for Prostitution (2002) <sup>18</sup>	28-Dec-03 r
SAARC Convention on Regional Arrangements for the Promotion of Child Welfare in South Asia (2002) <sup>19</sup>	5-Jan-02 r

#### Notes:

<sup>†</sup> Minimum Age for Work: Law on the Protection of the Right of the Child 1991(Chapter III-27)

<sup>‡</sup> Legal age of marriage: Law on the Protection of the Right of the Child 1991(Amended, 2000)

# NEPAL

## Population

Total population (thousands, 2008) <sup>1</sup>	28,810	
Population aged under 18 (thousands, %, 2008) <sup>1</sup>	12,666	44
Population aged under 5 (thousands, %, 2008) <sup>1</sup>	3,535	12
Population annual growth rate (%, 2000-2008) <sup>1</sup>		2.1

## Poverty/Development

HDI (rank, value, 2007) <sup>13</sup>	144 of 182	0.553
HPI-1 (rank, value) <sup>13</sup>	99	32.1
GDI (rank, value) <sup>13</sup>	119	0.545
GEM (rank, value) <sup>13</sup>	83	0.486
GNI per capita (US\$, 2008) <sup>1</sup>	400	
Gini index <sup>13</sup>	47.3	
Population below the income poverty line 1.25 \$ a day (%, 2000-2007*) <sup>13</sup>	55.1	
Population below international poverty line of 1.25 \$ per day (%,1992-2007) <sup>1</sup>	55	

## MDG Performance<sup>10#</sup>

Early achiever:	Gender primary enrolment, TB prevalence, TB death rate, Protected area, Ozone-depleting potential CFC <sup>-</sup> consumption, Water urban, Water rural
On-track:	\$ 1/day poverty, Primary enrolment, Reaching grade 5, Gender secondary enrolment, Under 5 mortality, HIV prevalence
Slow:	Primary completion, Gender tertiary enrolment, Infant mortality, Sanitation urban, Sanitation rural
Regressing:	Forest cover, CO <sub>2</sub> emissions

## Government

Total government expenditure as % of GDP (2008) <sup>6</sup>	17.6
Education as % of total government expenditure (1998-2007*) <sup>1</sup>	18
Health as % of total government expenditure (1998-2007*) <sup>1</sup>	7
Defence as % of total government expenditure (1998-2007*) <sup>1</sup>	9

## Economy

LDC status <sup>10</sup>	Yes	
WTO membership <sup>17</sup>	23-Apr-04	
Average annual growth rate of total real gross domestic product (2007) <sup>20</sup>	2.5 e	
Average annual growth rate of per capita real gross domestic product (2007) <sup>20</sup>	0.5 e	
EVI (2004) <sup>12</sup>	37.4	
Total debt service as % of GDP (1990, 2005) <sup>29</sup>	1.9	1.6
Total debt service as % of exports of goods, service & net income from abroad (1990, 2005) <sup>29</sup>	15.7	4.6
Balance of payments: current account balance (US\$ millions, 2008) <sup>6</sup>	333	
Workers' remittances receipts, total amount (US\$ millions, 2006) <sup>20</sup>	1,453	
Workers' remittances receipts, as percentage of exports of goods & services (2006) <sup>120</sup>	117.7	
ODA received (net disbursements), total amount (US\$ millions, 2005) <sup>29</sup>	427.9	
ODA received (net disbursements) per capita (US\$, 2007) <sup>13</sup>	21.0	
High-technology exports as % of manufactured exports (1990, 2005) <sup>29</sup>	n.a.	0.1

## Health & Nutrition

Infant mortality rate (per 1,000 live births, 1990, 2008) <sup>1</sup>	99	41	
Under 5 mortality rate (per 1,000 live births, 1990, 2008) <sup>1</sup>	142	51	
Maternal mortality ratio (per 100,000 live births, adjusted, 2005) <sup>1</sup>	830		
Skilled attendance at delivery (%, 2003-2008*) <sup>1</sup>	19		
Population using improved drinking water sources (% - total, urban, rural, 2006) <sup>1</sup>	89	94	88
Population using improved sanitation facilities (% - total, urban, rural, 2006) <sup>1</sup>	27	45	24
Children under 1 immunized against BCG, DPT 3, Polio 3, Measles (%, 2008) <sup>1</sup>	87	82	79
Adult HIV/AIDS prevalence rate (15-49 years, %, 2007) <sup>1</sup>	0.5		

Total fertility rate+ (2008) <sup>1</sup>	2.9
Underweight moderate and severe (under 5 children, %, 2003-2008*) <sup>1</sup>	45
Vitamin A supplementation coverage rate (6-59 months, % - at least one dose, 2008) <sup>1</sup>	93
Households consuming iodized salt (%, 2003-2008*) <sup>1</sup>	63 x

## Education

Primary school net enrolment ratio (% - male, female, 2003-2008*) <sup>1</sup>	78	74
Primary completion rate as % of relevant age group (total, 2008) <sup>16</sup>	78	
Females as % of males, primary school enrolment (enrolled, attending, 2003-2008*) <sup>1</sup>	95	95
Females as % of males, secondary school enrolment (enrolled, attending, 2003-2008*) <sup>1</sup>	n.a	83
Adult literacy rate (% - total, 2003-2008) <sup>1</sup>	57	
Youth (15-24 years) literacy rate (% , male, female, 2003-2007*) <sup>1</sup>		85
Primary school entrants reaching grade 5 (%, survey data, 2003-2008*) <sup>1</sup>	95	73

## Child Protection & Emergency situation

### Juvenile justice and children in conflict with the law

Birth registration (% - total, urban, rural, 2000-2008*) <sup>1</sup>	35	42	34
Minimum age for criminal responsibility <sup>26</sup>	10 years		

### Child labor

Minimum age for work <sup>†</sup>	14 years (16 years in hazardous occupation)		
5-14 years old children who are working (% - total, male, female, 1999-2008*) <sup>1</sup>	31y	30y	33y

### Early marriage

Legal age of marriage- Male <sup>‡</sup>	18 years		
Legal age of marriage- Female <sup>‡</sup>	18 years		
Girls married before the age of 18 years (% - total, urban, rural, 2000-2008*) <sup>1</sup>	51	41	54
Children killed during armed conflict (2007) <sup>27</sup>			36
Children recruited by armed groups (2007) <sup>27</sup>			512
Persons recognized as refugees (end 2008) <sup>++28</sup>			122,332
Internally displaced persons protected / assisted by UNHCR, including IDP-like situations (end 2008) <sup>+++28</sup>			n.a.

## International and Regional Conventions

Convention on the Rights of the Child (CRC, 1989) <sup>8</sup>	14-Oct-90 r
Optional Protocol to the CRC on the Involvement of Children in Armed Conflict (CRC-OP-AC, 2000) <sup>8</sup>	8-Sep-00 s
Optional Protocol to the CRC on the Sale of Children, Child Prostitution and Child Pornography (CRC-OP-SC, 2000) <sup>8</sup>	20-Feb-06 r
Convention on the Elimination of All Forms of Discrimination against Women (CEDAW, 1979) <sup>8</sup>	22-May-91 r
Optional Protocol to CEDAW (CEDAW-OP, 1999) <sup>8</sup>	18-Dec-01 s
Convention on the Elimination of All Forms of racial Discrimination (CERD, 1965) <sup>8</sup>	1-May-71 a
Covenant on Civil and Political Rights (CCPR, 1966) <sup>8</sup>	14-Aug-91 a
Covenant on Economic, Social and Cultural Rights (CESCR, 1966) <sup>8</sup>	14-Aug-91 a
Forced Labour Convention No. 29 (1930) <sup>5</sup>	3-Jan-02 r
Abolition of Forced Labour Convention No. 105 (1957) <sup>5</sup>	n.r.
Convention against Discrimination in Education (1960) <sup>9</sup>	n.r./n.s.
Convention on Technical and Vocational Education (1989) <sup>9</sup>	n.r./n.s.
Convention No. 138 on Minimum Age (1973) <sup>5</sup>	30-May-97 r
Convention No. 182 on Worst Forms of Child Labour (1999) <sup>5</sup>	3-Jan-02 r
Convention on Consent to Marriage, Minimum Age for Marriage and Registration of Marriages (1962) <sup>21</sup>	n.r./n.s.
Rome Statute of the International Criminal Court (1998) <sup>22</sup>	n.r./n.s.
Convention No. 87 on Freedom of Association and Protection of the Right to Organize (1948) <sup>5</sup>	n.r.
Convention No. 98 on the Right to Organize and Collective Bargaining (1949) <sup>5</sup>	11-Nov-96 r
Convention on Protection of Children and Cooperation in respect of Inter-country Adoption (1993) <sup>4</sup>	n.s.
Convention on the Protection of the Rights of All Migrant Workers and Members of their Families (1990) <sup>8</sup>	n.r./n.s.
Mine Ban Treaty (1997) <sup>3</sup>	n.r.
Geneva Convention (IV) relative to the Protection of Civilian Persons in Time of War (1949) <sup>7</sup>	7-Feb-64 a
Protocol I to the Geneva Conventions relating to the Protection of Victims of International Armed Conflicts (1977) <sup>7</sup>	n.r.
Protocol II to the Geneva Conventions relating to the Protection of Victims of Non-International Armed Conflicts (1977) <sup>23</sup>	n.r./n.s.
Protocol to Prevent, Suppress and Punish Trafficking in Persons, especially Women and Children supplementing the United Nations Convention against Transnational Organised Crime (2000) <sup>2</sup>	n.r.
SAARC Convention on Preventing and Combating Trafficking in Women and Children for Prostitution (2002) <sup>18</sup>	31-Oct-05 r
SAARC Convention on Regional Arrangements for the Promotion of Child Welfare in South Asia (2002) <sup>19</sup>	5-Jan-02 r

### Notes:

† Minimum Age for Work: Labour Act 1999

‡ Legal age of marriage: 11th Amendment of Civil Code on Legal Age for Marriage, 2001

# PAKISTAN

## Population

Total population (thousands, 2008) <sup>1</sup>	176,952	
Population aged under 18 (thousands, %, 2008) <sup>1</sup>	77,987	44
Population aged under 5 (thousands, %, 2008) <sup>1</sup>	23,778	13
Population annual growth rate (%, 2000-2008) <sup>1</sup>		2.2

## Poverty/Inequality

HDI (rank, value, 2007) <sup>13</sup>	141 of 182	0.572
HPI-1 (rank, value) <sup>13</sup>	101	33.4
GDI (rank, value) <sup>13</sup>	124	0.532
GEM (rank, value) <sup>13</sup>	99	0.386
GNI per capita (US\$, 2008) <sup>1</sup>	980	
Gini index <sup>13</sup>	31.2	
Population below the income poverty line 1.25 \$ a day (%, 2000-2007*) <sup>13</sup>	22.6	
Population below international poverty line of 1.25 \$ per day (%, 1992-2007) <sup>1</sup>	23	

## MDG Performance<sup>10#</sup>

Early achiever:	TB prevalence, TB death rate, Protected area, Ozone-depleting potential CFC <sup>-</sup> consumption Water urban, Water rural, Sanitation urban
On-track:	Gender tertiary enrolment, HIV prevalence, Sanitation rural
Slow:	Underweight children, Primary enrolment, Gender primary enrolment, Gender secondary enrolment, Under 5 mortality, Infant mortality
Regressing:	\$1/day poverty, Forest cover, CO2 emissions

## Government

Total government expenditure as % of GDP (2008) <sup>6</sup>	21.7
Education as % of total government expenditure (1998-2007*) <sup>1</sup>	2
Health as % of total government expenditure (1998-2007*) <sup>1</sup>	1
Defence as % of total government expenditure (1998-2007*) <sup>1</sup>	16

## Economy

LDC status <sup>10</sup>	No	
WTO membership <sup>17</sup>	1-Jan-95	
Average annual growth rate of total real gross domestic product (2007) <sup>20</sup>	6.5 e	
Average annual growth rate of per capita real gross domestic product (2007) <sup>20</sup>	4.6 e	
EVI (2004) <sup>12</sup>	25.7	
Total debt service as % of GDP (1990, 2005) <sup>29</sup>	4.8	2.2
Total debt service as % of exports of goods, service & net income from abroad (1990, 2005) <sup>29</sup>	21.3	10.2
Balance of payments: current account balance (US\$ millions, 2008) <sup>6</sup>	-14,036	
Workers' remittances receipts, total amount (US\$ millions, 2006) <sup>20</sup>	5,121	
Workers' remittances receipts, as percentage of exports of goods & services (2006) <sup>20</sup>	25	
ODA received (net disbursements), total amount (US\$ millions, 2005) <sup>29</sup>	1,666.5	
ODA received (net disbursements) per capita (US\$, 2007) <sup>13</sup>	13.0	
High-technology exports as % of manufactured exports (1990, 2005) <sup>29</sup>	0.4	1.6

## Health & Nutrition

Infant mortality rate (per 1,000 live births, 1990, 2008) <sup>1</sup>	101	72		
Under 5 mortality rate (per 1,000 live births, 1990, 2008) <sup>1</sup>	130	89		
Maternal mortality ratio (per 100,000 live births, adjusted, 2005) <sup>1</sup>	320			
Skilled attendance at delivery (%, 2003-2008*) <sup>1</sup>	39			
Population using improved drinking water sources (% - total, urban, rural, 2006) <sup>1</sup>	90	95	87	
Population using improved sanitation facilities (% - total, urban, rural, 2006) <sup>1</sup>	58	90	40	
Children under 1 immunized against BCG, DPT 3, Polio 3, Measles (%, 2008) <sup>1</sup>	90	73	81	85

## PAKISTAN

Adult HIV/AIDS prevalence rate (15-49 years, %, 2007) <sup>1</sup>	0.1
Total fertility rate* (2008) <sup>1</sup>	4
Underweight moderate and severe (under 5 children, %, 2003-2008*) <sup>1</sup>	38 x
Vitamin A supplementation coverage rate (6-59 months, % - at least one dose, 2008) <sup>1</sup>	97
Households consuming iodized salt (%, 2003-2008*) <sup>1</sup>	17 x

### Education

Primary school net enrolment ratio (% - male, female, 2003-2008*) <sup>1</sup>		74	57
Primary completion rate as % of relevant age group (total, 2008) <sup>16</sup>	n.a.		
Females as % of males, primary school enrolment (enrolled, attending, 2003-2008*) <sup>1</sup>	78	88	
Females as % of males, secondary school enrolment (enrolled, attending, 2003-2008*) <sup>1</sup>	76	83	
Adult literacy rate (% - total, 2003-2008) <sup>1</sup>	55		
Youth (15-24 years) literacy rate (% , male, female, 2003-2007*) <sup>1</sup>		80	60
Primary school entrants reaching grade 5 (% , admin data, 2003-2008*) <sup>1</sup>	70		

### Child Protection & Emergency Situation

#### Juvenile justice and children in conflict with the law

Birth registration (% - total, urban, rural, 2000-2008*) <sup>1</sup>	n.a.	n.a.	n.a.
Minimum age for criminal responsibility <sup>26</sup>	7 years**		

#### Child labor

Minimum age for work <sup>†</sup>	14 years in hazardous occupation		
5-14 years old children who are working (% - total, male, female, 1999-2008*) <sup>1</sup>	n.a.	n.a.	n.a.

#### Early marriage

Legal age of marriage- Male <sup>‡</sup>	18 years		
Legal age of marriage- Female <sup>‡</sup>	16 years		
Girls married before the age of 18 years (% - total, urban, rural, 2000-2008*) <sup>1</sup>	24	n.a.	n.a.

Children killed during armed conflict (2007) <sup>27</sup>			n.a.
Children recruited by armed groups (2007) <sup>27</sup>			n.a.
Persons recognized as refugees (end 2008) <sup>++28</sup>			765,720
Internally displaced persons protected / assisted by UNHCR, including IDP-like situations (end 2008) <sup>+++28</sup>			155,809

### International and Regional Conventions

Convention on the Rights of the Child (CRC, 1989) <sup>8</sup>	12-Dec-90 r
Optional Protocol to the CRC on the Involvement of Children in Armed Conflict (CRC-OP-AC, 2000) <sup>8</sup>	26-Sep-01 s
Optional Protocol to the CRC on the Sale of Children, Child Prostitution and Child Pornography (CRC-OP-SC, 2000) <sup>8</sup>	26-Sep-01 s
Convention on the Elimination of All Forms of Discrimination against Women (CEDAW, 1979) <sup>8</sup>	11-Apr-96 a
Optional Protocol to CEDAW (CEDAW-OP, 1999) <sup>8</sup>	n.r./n.s.
Convention on the Elimination of All Forms of racial Discrimination (CERD, 1965) <sup>8</sup>	4-Jan-69 r
Covenant on Civil and Political Rights (CCPR, 1966) <sup>8</sup>	17-Apr-08 s
Covenant on Economic, Social and Cultural Rights (CESCR, 1966) <sup>8</sup>	17-May-08 r
Forced Labour Convention No. 29 (1930) <sup>5</sup>	23-Dec-57 r
Abolition of Forced Labour Convention No. 105 (1957) <sup>5</sup>	15-Feb-60 r
Convention against Discrimination in Education (1960) <sup>9</sup>	n.r./n.s.
Convention on Technical and Vocational Education (1989) <sup>9</sup>	n.r./n.s.
Convention No. 138 on Minimum Age (1973) <sup>5</sup>	6-Jul-06 r
Convention No. 182 on Worst Forms of Child Labour (1999) <sup>5</sup>	11-Oct-01 r
Convention on Consent to Marriage, Minimum Age for Marriage and Registration of Marriages (1962) <sup>21</sup>	n.r./n.s.
Rome Statute of the International Criminal Court (1998) <sup>22</sup>	n.r./n.s.
Convention No. 87 on Freedom of Association and Protection of the Right to Organize (1948) <sup>5</sup>	14-Feb-51 r
Convention No. 98 on the Right to Organize and Collective Bargaining (1949) <sup>5</sup>	26-May-52 r
Convention on Protection of Children and Cooperation in respect of Inter-country Adoption (1993) <sup>4</sup>	n.s.
Convention on the Protection of the Rights of All Migrant Workers and Members of their Families (1990) <sup>8</sup>	n.r./n.s.
Mine Ban Treaty (1997) <sup>3</sup>	n.r.
Geneva Convention (IV) relative to the Protection of Civilian Persons in Time of War (1949) <sup>7</sup>	12-Jun-51 ***r
Protocol I to the Geneva Conventions relating to the Protection of Victims of International Armed Conflicts (1977) <sup>7</sup>	n.r.
Protocol II to the Geneva Conventions relating to the Protection of Victims of Non-International Armed Conflicts (1977) <sup>23</sup>	n.r./n.s.
Protocol to Prevent, Suppress and Punish Trafficking in Persons, especially Women and Children supplementing the United Nations Convention against Transnational Organised Crime (2000) <sup>2</sup>	n.s.
SAARC Convention on Preventing and Combating Trafficking in Women and Children for Prostitution (2002) <sup>18</sup>	16-Nov-02 r
SAARC Convention on Regional Arrangements for the Promotion of Child Welfare in South Asia (2002) <sup>19</sup>	5-Jan-02 r

#### Notes:

† Minimum Age for Work: Employment of Children Act 1991

‡ Legal age of marriage: Child Marriage Act Restraint 1992

\*\* According to Huddod Ordinance 1997

\*\*\* With reservations on Article 44 and Article 68 Para 2 on death penalty

# SRI LANKA

## Population

Total population (thousands, 2008) <sup>1</sup>	20,061	
Population aged under 18 (thousands, %, 2008) <sup>1</sup>	5,836	29
Population aged under 5 (thousands, %, 2008) <sup>1</sup>	1,784	9
Population annual growth rate (%, 2000-2008) <sup>1</sup>		0.8

## Poverty/Inequality

HDI (rank, value, 2007) <sup>13</sup>	102 of 182	0.759
HPI-1 (rank, value) <sup>13</sup>	67	16.8
GDI (rank, value) <sup>13</sup>	83	0.756
GEM (rank, value) <sup>13</sup>	98	0.389
GNI per capita (US\$, 2008) <sup>1</sup>	1,790	
Gini index <sup>13</sup>	41.1	
Population below the income poverty line 1.25 \$ a day (%, 2000-2007*) <sup>13</sup>	14	
Population below international poverty line of 1.25 \$ per day (%,1992-2007) <sup>1</sup>	14	

## MDG Performance<sup>10#</sup>

Early achiever:	Gender primary enrolment, Gender secondary enrolment, Under 5 mortality, Infant mortality, TB prevalence, TB death rate, Protected area, Ozone-depleting potential CFC <sup>-</sup> consumption, Water urban, Sanitation urban, Sanitation rural
On-track:	HIV prevalence, Water rural
Slow:	
Regressing:	\$ 1/day poverty, Forest cover, CO <sub>2</sub> emissions

## Government

Total government expenditure as % of GDP (2008) <sup>6</sup>	22.4
Education as % of total government expenditure (1998-2007*) <sup>1</sup>	10
Health as % of total government expenditure (1998-2007*) <sup>1</sup>	6
Defence as % of total government expenditure (1998-2007*) <sup>1</sup>	18

## Economy

LDC status <sup>10</sup>	No	
WTO membership <sup>17</sup>	1-Jan-95	
Average annual growth rate of total real gross domestic product (2007) <sup>20</sup>	6.2 e	
Average annual growth rate of per capita real gross domestic product (2007) <sup>20</sup>	5.7 e	
EVI (2004) <sup>12</sup>	n.a.	
Total debt service as % of GDP (1990, 2005) <sup>29</sup>	4.8	1.9
Total debt service as % of exports of goods, service & net income from abroad (1990, 2005) <sup>29</sup>	13.8	4.5
Balance of payments: current account balance (US\$ millions, 2008) <sup>6</sup>	-2,900	
Workers' remittances receipts, total amount (US\$ millions, 2006) <sup>20</sup>	2,331	
Workers' remittances receipts, as percentage of exports of goods & services (2006) <sup>20</sup>	27.4	
ODA received (net disbursements), total amount (US\$ millions, 2005) <sup>29</sup>	1,189.3	
ODA received (net disbursements) per capita (US\$, 2007) <sup>13</sup>	31.0	
High-technology exports as % of manufactured exports (1990, 2005) <sup>29</sup>	0.6	1.5

## Health & Nutrition

Infant mortality rate (per 1,000 live births, 1990, 2008) <sup>1</sup>	23	13	
Under 5 mortality rate (per 1,000 live births, 1990, 2008) <sup>1</sup>	29	15	
Maternal mortality ratio (per 100,000 live births, adjusted, 2005) <sup>1</sup>	58		
Skilled attendance at delivery (%, 2003-2008*) <sup>1</sup>	99		
Population using improved drinking water sources (% - total, urban, rural, 2006) <sup>1</sup>	82	98	79
Population using improved sanitation facilities (% - total, urban, rural, 2006) <sup>1</sup>	86	89	86
Children under 1 immunized against BCG, DPT 3, Polio 3, Measles (%, 2008) <sup>1</sup>	99	98	98

# SRI LANKA

Adult HIV/AIDS prevalence rate (15-49 years, %, 2007) <sup>1</sup>	n.a.
Total fertility rate* (2008) <sup>1</sup>	2.3
Underweight moderate and severe (under 5 children, %, 2003-2008*) <sup>1</sup>	n.a.
Vitamin A supplementation coverage rate (6-59 months, % - at least one dose, 2008) <sup>1</sup>	n.a.
Households consuming iodized salt (%, 2003-2008*) <sup>1</sup>	94 y

## Education

Primary school net enrolment ratio (% - male, female, 2003-2008*) <sup>1</sup>	98	97	
Primary completion rate as % of relevant age group (total, 2008) <sup>16</sup>	n.a.		
Females as % of males, primary school enrolment (enrolled, attending, 2003-2008*) <sup>1</sup>	100	n.a.	
Females as % of males, secondary school enrolment (enrolled, attending, 2003-2008*) <sup>1</sup>	n.a.	n.a.	
Adult literacy rate (% - total, 2003-2008) <sup>1</sup>	92		
Youth (15-24 years) literacy rate (% , male, female, 2003-2007*) <sup>1</sup>		97	98
Primary school entrants reaching grade 5 (%, admin data, 2003-2008*) <sup>1</sup>	100		

## Child Protection

### Juvenile justice and children in conflict with the law

Birth registration (% - total, urban, rural, 2000-2008*) <sup>1</sup>	n.a.	n.a.	n.a.
Minimum age for criminal responsibility <sup>26</sup>	8 years		

### Child labor

Minimum age for work <sup>†</sup>	14 years		
5-14 years old children who are working (% - total, male, female, 1999-2008*) <sup>1</sup>	8	9	7

### Early marriage

Legal age of marriage- Male <sup>‡</sup>	18 years		
Legal age of marriage- Female <sup>‡</sup>	18 years		
Girls married before the age of 18 years (% - total, urban, rural, 2000-2008*) <sup>1</sup>	12y	n.a.	n.a.

Children killed during armed conflict (2007) <sup>27</sup>			n.a.
Children recruited by armed groups (2007) <sup>27</sup>			541
Persons recognized as refugees (end 2008) <sup>++28</sup>			269
Internally displaced persons protected / assisted by UNHCR, including IDP-like situations (end 2008) <sup>+++28</sup>			504,800

## International and Regional Conventions

Convention on the Rights of the Child (CRC, 1989) <sup>8</sup>	11-Aug-91 r
Optional Protocol to the CRC on the Involvement of Children in Armed Conflict (CRC-OP-AC, 2000) <sup>8</sup>	8-Oct-00 r
Optional Protocol to the CRC on the Sale of Children, Child Prostitution and Child Pornography (CRC-OP-SC, 2000) <sup>8</sup>	8-May-02 s
Convention on the Elimination of All Forms of Discrimination against Women (CEDAW, 1979) <sup>8</sup>	4-Nov-81 r
Optional Protocol to CEDAW (CEDAW-OP, 1999) <sup>8</sup>	15-Jan-03 a
Convention on the Elimination of All Forms of racial Discrimination (CERD, 1965) <sup>8</sup>	20-Mar-82 a
Covenant on Civil and Political Rights (CCPR, 1966) <sup>8</sup>	11-Sep-80 a
Covenant on Economic, Social and Cultural Rights (CESCR, 1966) <sup>8</sup>	11-Sep-80 a
Forced Labour Convention No. 29 (1930) <sup>5</sup>	5-Apr-50 r
Abolition of Forced Labour Convention No. 105 (1957) <sup>5</sup>	7-Jan-03 r
Convention against Discrimination in Education (1960) <sup>9</sup>	11-Aug-83 acp
Convention on Technical and Vocational Education (1989) <sup>9</sup>	n.r./n.s.
Convention No. 138 on Minimum Age (1973) <sup>5</sup>	11-Feb-00 r
Convention No. 182 on Worst Forms of Child Labour (1999) <sup>5</sup>	1-Mar-01 r
Convention on Consent to Marriage, Minimum Age for Marriage and Registration of Marriages (1962) <sup>21</sup>	12-Dec-62 s
Rome Statute of the International Criminal Court (1998) <sup>22</sup>	n.r./n.s.
Convention No. 87 on Freedom of Association and Protection of the Right to Organize (1948) <sup>5</sup>	15-Sep-95 r
Convention No. 98 on the Right to Organize and Collective Bargaining (1949) <sup>5</sup>	13-Dec-72 r
Convention on Protection of Children and Cooperation in respect of Inter-country Adoption (1993) <sup>4</sup>	23-Jan-95 r
Convention on the Protection of the Rights of All Migrant Workers and Members of their Families (1990) <sup>8</sup>	1-Jul-03 a
Mine Ban Treaty (1997) <sup>3</sup>	n.r.
Geneva Convention (IV) relative to the Protection of Civilian Persons in Time of War (1949) <sup>7</sup>	28-Feb-59
Protocol I to the Geneva Conventions relating to the Protection of Victims of International Armed Conflicts (1977) <sup>7</sup>	n.r.
Protocol II to the Geneva Conventions relating to the Protection of Victims of Non-International Armed Conflicts (1977) <sup>23</sup>	n.r./n.s.
Protocol to Prevent, Suppress and Punish Trafficking in Persons, especially Women and Children supplementing the United Nations Convention against Transnational Organised Crime (2000) <sup>2</sup>	13-Dec-00 s
SAARC Convention on Preventing and Combating Trafficking in Women and Children for Prostitution (2002) <sup>18</sup>	31-Dec-04
SAARC Convention on Regional Arrangements for the Promotion of Child Welfare in South Asia (2002) <sup>19</sup>	5-Jan-02 r

### Notes:

† Minimum Age for Work: Employment of Women, Young persons and Children Act No. 47 of 1956

‡ Legal age of marriage: Marriage Registration (Amendment) Act No. 18 of 1995

# SOUTH ASIA

## Population

Total population (thousands, 2008) <sup>1</sup>	1,595,435	
Population aged under 18 (thousands, %, 2008) <sup>1</sup>	619,590	39
Population aged under 5 (thousands, %, 2008) <sup>1</sup>	177,453	11
Population annual growth rate (% , 2000-2008) <sup>1</sup>		1.7

## Poverty / inequality

GNI per capita (US\$, 2008) <sup>1</sup>	1,001
Population below international poverty line of 1.25 \$ per day (% , 1992-2007) <sup>1</sup>	40

## Economy

LDC status <sup>11</sup>	5 countries
WTO membership <sup>17</sup>	6 member states, Afghanistan and Bhutan are observer governments
Workers' remittances receipts, total amount (US\$ millions, 2006) <sup>20</sup>	39385 k
ODA received (net disbursements), total amount (US\$ millions, 2005) <sup>13</sup>	9937.5 T

## Government

Education as % of total government expenditure (1998-2007*) <sup>1</sup>	5
Health as % of total government expenditure (1998-2007*) <sup>1</sup>	2
Defence as % of total government expenditure (1998-2007*) <sup>1</sup>	14

## Health & Nutrition

Infant mortality rate (per 1,000 live births, 1990, 2008) <sup>1</sup>	88	57		
Under 5 mortality rate (per 1,000 live births , 1990, 2008) <sup>1</sup>	124	76		
Maternal mortality ratio (per 100,000 live births, adjusted, 2005) <sup>1</sup>	500			
Skilled attendance at delivery (% , 2003-2008*) <sup>1</sup>	42			
Population using improved drinking water sources (% - total, urban, rural, 2006) <sup>1</sup>	87	94	84	
Population using improved sanitation facilities (% - total, urban, rural, 2006) <sup>1</sup>	33	57	23	
Children under 1 immunized against BCG, DPT 3, Polio 3, Measles (% , 2008) <sup>1</sup>	88	71	73	74
Adult HIV/AIDS prevalence rate (15-49 years, %, 2007) <sup>11</sup>		0.2		
Estimated number of children (0-14 years old) living with HIV, 2007 <sup>1x</sup>	99,000			
Total fertility rate+ (2008) <sup>1</sup>	2.9			

## Nutrition

Underweight moderate and severe (under 5 children, %, 2003-2008*) <sup>1</sup>	47
Vitamin A supplementation coverage rate (6-59 months, % - at least one dose, 2008) <sup>1</sup>	65
Households consuming iodized salt (% , 2003-2008*) <sup>1</sup>	55

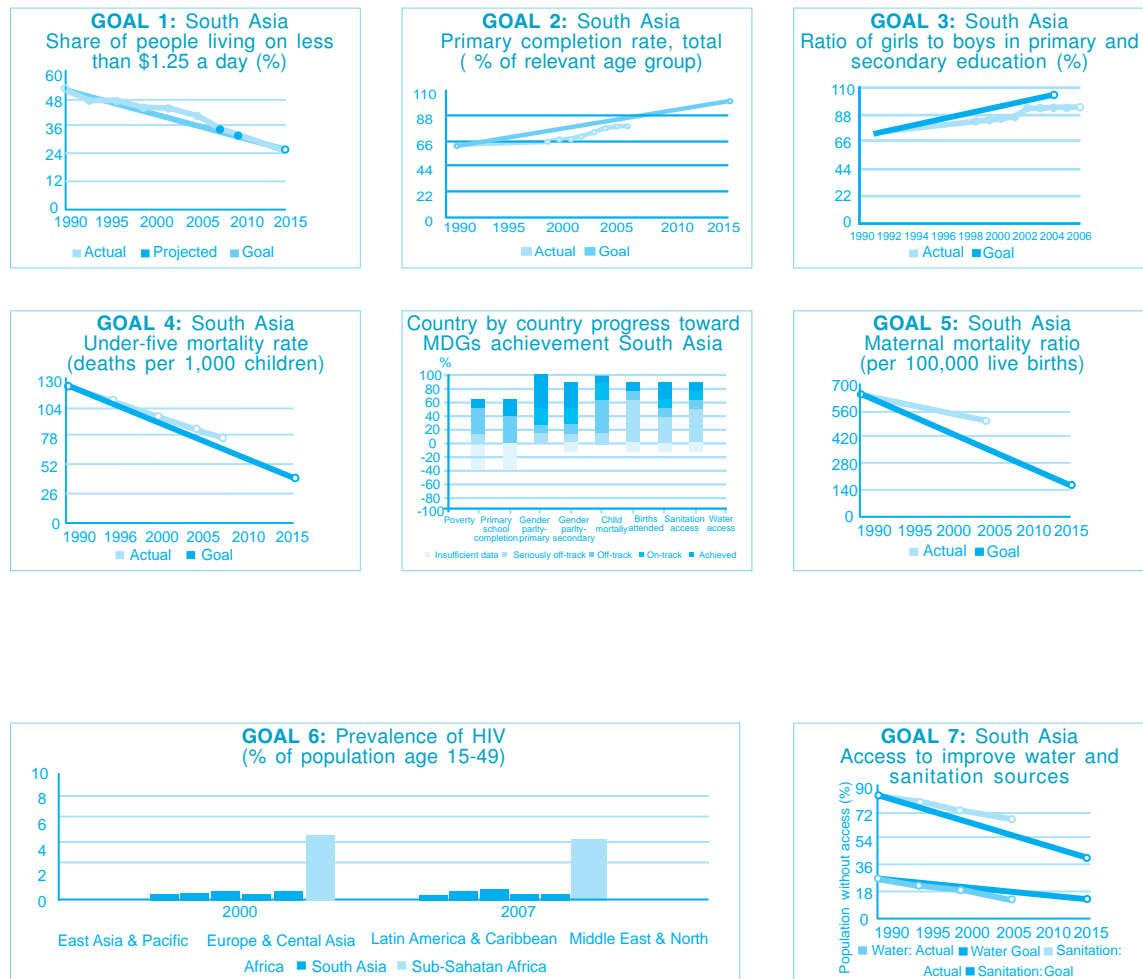
## Education

Primary school net enrolment ratio (% - male, female, 2003-2008*) <sup>1</sup>		87	82
Primary completion rate as % of relevant age group (total, 2008) <sup>16</sup>	n.a.		
Females as % of males, primary school enrolment (enrolled, attending, 2003-2008*) <sup>1</sup>	94	95	
Females as % of males, secondary school enrolment (enrolled, attending, 2003-2008*) <sup>1</sup>	n.a.	85	
Adult literacy rate (% - total, 2003-2008) <sup>1</sup>	64		
Youth (15-24 years) literacy rate (% , male, female, 2003-2007*) <sup>1</sup>		84	74
Primary school entrants reaching grade 5 (% , survey data, 2003-2008*) <sup>1</sup>	94		

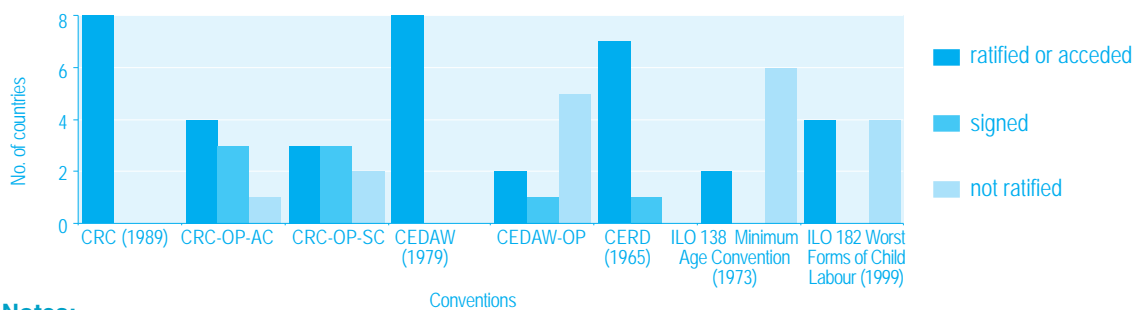
## Child Protection

Birth registration (% - total, urban, rural, 2000-2008*) <sup>1</sup>	36	53	31
5-14 years old children who are working (% - total, male, female, 1999-2008*) <sup>1</sup>	13	13	12
Girls married before the age of 18 years (% - total, urban, rural, 2000-2008*) <sup>1</sup>	46	33	58

## Figure 1: MDG Performance in South Asia



## Figure 2: International and Regional Conventions



**Notes:**

k Afghanistan, Bhutan, and Maldives not included

**Source for figures:**

Figure 1: The World Bank Group, Millennium Development Goals in South Asia, website: <http://ddp-ext.worldbank.org/ext/GMIS/gdmis.do?siteId=2&menuId=LNAV01REGSUB5>  
 Figure 2: UNICEF ROSA, Kathmandu, Nepal

## Summary for Selected Indicators

	Afghanistan	Bangladesh	Bhutan	India	Maldives	Nepal	Pakistan	Sri Lanka	South Asia																						
<b>Population</b>																															
Total population (thousands, 2008) <sup>1</sup>	27,208	160,000	687	1,181,412	305	28,810	176,952	20,061	1,595,435																						
Population aged under 18 (thousands, % 2008) <sup>1</sup>	14,445	61,323	262	446,960	112	12,666	77,987	5,836	619,590																						
Population aged under 5 (thousands, % 2008) <sup>1</sup>	4,907	16,710	71	126,642	27	3,535	23,778	1,784	177,453																						
<b>Poverty / Inequality</b>																															
HDI (rank, value, 2007) <sup>13</sup>	181	0.352	132	0.612	95	0.771	144	0.572	102	0.759	n.a.																				
Population below the income poverty line 1.25 \$ a day (% 2000-2007) <sup>14</sup>	n.a.	49.6	26.2	41.6	n.a.	55.1	22.6	14	n.a.																						
Population below international poverty line of 1.25 \$ per day (% 1992-2007) <sup>1</sup>	n.a.	50y	26	42y	n.a.	55	23	14	40																						
<b>Health &amp; Nutrition</b>																															
Infant mortality rate (per 1,000 live births, 1990, 2008) <sup>1</sup>	168	103	91	54	83	52	79	24	99	41	101	72	23	88	57																
Under 5 mortality rate (per 1,000 live births, 1990, 2008) <sup>1</sup>	260	257	149	54	148	81	116	69	142	51	130	89	29	15	124	76															
Maternal mortality ratio (per 100,000 live births, adjusted, 2005) <sup>1</sup>	1,800		570	440	450	47	84	19	830	320	58	500																			
Skilled attendance at delivery (% 2003-2008) <sup>1</sup>	14	18	71	47	84	19	39	99	42																						
Population using improved drinking water sources (% - total, urban, rural, 2006) <sup>1</sup>	22	37	17	80	85	78	81	98	79	89	96	86	83	98	88	94	84														
Population using improved sanitation facilities (% - total, urban, rural, 2006) <sup>1</sup>	30	45	25	36	48	32	52	71	50	28	52	18	59	100	42	27	45	24	86	89	86	33	57	23							
Children under 1 immunized against BCG, DPT 3, Polio 3, Measles (% 2008) <sup>1</sup>	85	85	85	75	98	95	95	89	94	96	96	99	87	66	67	70	99	98	98	97	90	73	81	85	99	98	98	88	71	73	74
Adult HIV/AIDS prevalence rate (15-49 years, % 2007) <sup>1</sup>	n.a.	n.a.	n.a.	0.1	0.34*	0.1	0.5	n.a.	0.1	0.1	n.a.	0.1	n.a.	n.a.	0.2																
Underweight moderate and severe (under 5 children, % 2003-2008) <sup>1</sup>	39y	46	19x	48	30x	45	38x	47																							
<b>Education</b>																															
Primary school net enrolment ratio (% - male, female, 2003-2008) <sup>1</sup>	74	46	87	91	79	90	87	97	97	78	74	74	98	98	87	82															
Primary completion rate as % of relevant age group (total, 2008) <sup>16</sup>	n.a.	n.a.	n.a.	n.a.	n.a.	83	n.a.	n.a.	78	n.a.	n.a.	n.a.	n.a.	n.a.	n.a.																
Females as % of males, primary school enrolment (enrolled, attending, 2003-2008) <sup>1</sup>	63	60	104	106	100	100	96	96	100	95	95	78	88	100	94	95															

\* National Aids Control Organisation, Government of India & UNAIDS, HIV Sentinel Surveillance and HIV Estimation in India 2007  
A Technical Brief, pg 21

#### Source:

1. UNICEF, *The State of The World's Children, Special Edition, 2009*, New York
2. United Nations Office on Drugs and Crime, website: [http://www.unodc.org/unodc/en/crime\\_cicp\\_signatures\\_convention.html](http://www.unodc.org/unodc/en/crime_cicp_signatures_convention.html)
3. International Campaign to Ban Landmines (ICBL), website: <http://www.icbl.org/treaty/members>
4. Hague Conference On Private International Law, website:[http://hcch.evison.nl/index\\_en.php?act=conventions.status&cid=69#nonmem](http://hcch.evison.nl/index_en.php?act=conventions.status&cid=69#nonmem)
5. ILO, ILOLEX database of International Labour Standards, website: <http://www.ilo.org/ilolex/english/newraframeE.htm>
6. The Asian Development Bank, *The Asian Development Outlook 2009*
7. Most Requested Legislative Materials, website: <http://www.aiipowmia.com/legis/>
8. OHCHR, *Status Of Ratifications Of The Principal International Human Rights Treaties*, Web-site: <http://www.unhcr.ch/tbs/doc.nsf>
9. United Nations, Educational, Scientific and cultural Organization, website: [http://portal.unesco.org/en/ev.php-URL\\_ID=13059&URL\\_DO=DO\\_TOPIC&URL\\_SECTION=201.html](http://portal.unesco.org/en/ev.php-URL_ID=13059&URL_DO=DO_TOPIC&URL_SECTION=201.html)
10. UN ESCAP, *The Millennium Development Goals: Progress in Asia and the Pacific 2007*
11. UNAIDS, *Report of the Global AIDS Epidemic 2008*, Geneva, website: [www.unaids.org](http://www.unaids.org)
12. UNDESA: *Overcoming economic vulnerability and creating employment*, website: [http://www.un.org/esa/policy/devplan/cdp\\_publications/publications.htm](http://www.un.org/esa/policy/devplan/cdp_publications/publications.htm)
13. UNDP, *Human Development Report 2009*, New York
14. UNICEF ROSA, *South Asia and the Minimum Age of Criminal Responsibility*, Kathmandu, 2005
15. UNICEF ROSA adjusted estimate
16. World Bank website, World Development Indicators database 2009
17. UN Office of High Representatives for the Least Developed Countries, Landlocked Developing Countries and Small Island Developing Countries website: <http://www.un.org/special-rep/ohrls/ldc/list.htm>
18. SAARC Secretariat, Kathmandu, Nepal, As of August 2007 website: <http://www.saarc-sec.org/old/freepubs/conv-trafficng.pdf>
19. SAARC Secretariat, Kathmandu, Nepal, As of August 2007 website: <http://www.saarc-sec.org/old/freepubs/conv-children.pdf>
20. United Nations, *UNCTAD Handbook of Statistics 2008*, New York and Geneva
21. United Nations Treaty Collection, website: [http://www.unhcr.ch/html/menu3/b/treaty3\\_.htm](http://www.unhcr.ch/html/menu3/b/treaty3_.htm)
22. United Nations, Rome Statute of the International Criminal Court, website: <http://www.icc-cpi.int/asp/statesparties/country&id=41.html>
23. ICRC, International Humanitarian Law - Treaties & Documents, website: <http://www.cicr.org/ihl.nsf/CONVPRES?OpenView>
24. National AIDS Control Organisation, Government of India & UNAIDS, *HIV Sentinel Surveillance and HIV Estimation in India 2007 A Technical Brief*, pg 21

25. UNAIDS, Report of the Global AIDS Epidemic 2006, Geneva, website: [www.unaids.org](http://www.unaids.org)
26. UNICEF Regional Office South Asia, *Juvenile Justice in South Asia, Improving Protection for Children in Conflict with the Law*, Kathmandu, 2006
27. DevInfo
28. 2008 Global Trends: Refugees, Asylum-seekers, Returnees, UNHCR, Table 1, <http://www.unhcr.org/4a375c426.html>
29. UNDP, Human Development Report 2007/2008, New York

#### Notes:

- ^ Value includes workers' remittances and compensation of employees
- # Early achiever - Has already met the target; On track - Expected to hit the target by 2015; Slow - Expected to hit the target after 2015; Regressing - Slipping backwards, or stagnating
- + The number of children that would be born per women if she were to live to the end of her childbearing years and bear children at each age in accordance with prevailing age-specific fertility rates.
- ++ Persons recognised as refugees under the 1951 UN Convention/ 1967 Protocol, the 1969 OAU Convention, in accordance with the UNHCR Statute, persons granted a complementary form of protection and those granted temporary protection.
- +++ Persons who are displaced within their country and to whom UNHCR extends protection and / or assistance.
- ~ CFC Chlorofluorocarbons
- \* Data refer to the most recent year available during the period specified
- \*\* According to Huddod Ordinance 1997
- \*\*\* With reservations on Article 44 and Article 68 Para 2 on death penalty
- (-) Less than half the unit shown
- a Accession
- acp Acceptance
- b The average age of those children who were killed is 10 years
- c During the reporting period of 1 August 2005 to 30 September 2006. 40 % of them are girls
- d During the reporting period from 1 November 2005 to 31 October 2006
- e Estimated figure
- f Data refer to an earlier year than that specified; from 2000 onwards
- g Data refer to 2003
- k Afghanistan, Bhutan and Maldives not included
- n National household survey data
- n.a. Not available or not applicable
- n.r. Not ratified
- n.s. Not signed
- r Ratified
- s Signature only
- x Indicates data that refer to years or periods other than those specified, differ from the standard definition, or refer to only part of a country
- y Indicates data that differ from the standard definition or refer to only part of the country, but are included in the regional and global calculations

# CALENDAR 2010

United Nations Children's Fund  
Regional Office for South Asia  
P. O. Box 5815  
Lekhnam Marg  
Kathmandu, Nepal

Telephone: 977-1-4417082  
Facsimile 977-1-4418466/4419479  
www.unicef.org  
rosa@unicef.org  
asguring@unicef.org

## JANUARY 2010

S	M	T	W	T	F	S
					1	2
3	4	5	6	7	8	9
10	11	12	13	14	15	16
17	18	19	20	21	22	23
24	25	26	27	28	29	30

## FEBRUARY 2010

S	M	T	W	T	F	S
	1	2	3	4	5	6
7	8	9	10	11	12	13
14	15	16	17	18	19	20
21	22	23	24	25	26	27
28						

## MARCH 2010

S	M	T	W	T	F	S
	1	2	3	4	5	6
7	8	9	10	11	12	13
14	15	16	17	18	19	20
21	22	23	24	25	26	27
28	29	30	31			

## APRIL 2010

S	M	T	W	T	F	S
				1	2	3
4	5	6	7	8	9	10
11	12	13	14	15	16	17
18	19	20	21	22	23	24
25	26	27	28	29	30	

## MAY 2010

S	M	T	W	T	F	S
30	31					1
2	3	4	5	6	7	8
9	10	11	12	13	14	15
16	17	18	19	20	21	22
23	24	25	26	27	28	29

## JUNE 2010

S	M	T	W	T	F	S
		1	2	3	4	5
6	7	8	9	10	11	12
13	14	15	16	17	18	19
20	21	22	23	24	25	26
27	28	29	30			

## JULY 2010

S	M	T	W	T	F	S
				1	2	3
4	5	6	7	8	9	10
11	12	13	14	15	16	17
18	19	20	21	22	23	24
25	26	27	28	29	30	31

## AUGUST 2010

S	M	T	W	T	F	S
	1	2	3	4	5	6
7	8	9	10	11	12	13
14	15	16	17	18	19	20
21	22	23	24	25	26	27
28	29	30	31			

## SEPTEMBER 2010

S	M	T	W	T	F	S
				1	2	3
4	5	6	7	8	9	10
11	12	13	14	15	16	17
18	19	20	21	22	23	24
25	26	27	28	29	30	

## OCTOBER 2010

S	M	T	W	T	F	S
31					1	2
3	4	5	6	7	8	9
10	11	12	13	14	15	16
17	18	19	20	21	22	23
24	25	26	27	28	29	30

## NOVEMBER 2010

S	M	T	W	T	F	S
	1	2	3	4	5	6
7	8	9	10	11	12	13
14	15	16	17	18	19	20
21	22	23	24	25	26	27
28	29	30				

## DECEMBER 2010

S	M	T	W	T	F	S
		1	2	3	4	
5	6	7	8	9	10	11
12	13	14	15	16	17	18
19	20	21	22	23	24	25
26	27	28	29	30	31	

