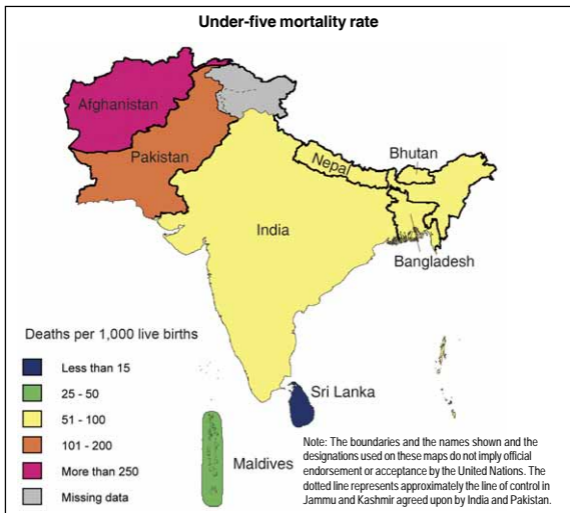


South Asia Booklet on Child-relevant Socioeconomic Indicators



Legend:

The social indicators in this collection are well-established. Some economic indicators are selected to show the performance of the economy as a basis for the capacity of the country, and families, to provide for children.

- Growth rate of real and p.c. real product: GDP growth rate and its per capita increase indicative of a country's and household's economic capacity to look after children.
- The Economic Vulnerability Index (EVI) shows susceptibility or vulnerability to economic crisis. It is measured as the average of five indicators: (a) merchandise export concentration; (b) instability of exports earnings; (c) instability in agricultural production; (d) share of manufacturing and modern services in GDP; and (e) population size. A level of 37 is the risk threshold.
- The Gini coefficient is a measure of income inequality. The closer to 0, the more equally income is distributed; the closer to 1, the higher income inequality.
- High technology exports can be indicative of a country's knowledge status, because they suggest higher value added in the country based on R&D and skills.
- Total debt service as % of GDP indicates the share of GDP needed to pay for international debt, with a ratio above 60% indicating risk.
- Total debt service as % of exports is the share of foreign exchange earnings used to pay for international debt, with a ratio above 20% indicating risk.
- Current account balance: a positive shows that a country is receiving financial inflows from trade, investment and remittances that exceed its spending on the same.
- Worker remittances: repatriated earnings from work outside the home economy.
- Worker remittances as % of exports: indicative of the extent to which countries rely on remittances for foreign exchange.
- ODA: Overseas Development Assistance inflows.
- Least Developed Country (LDC) status: Criteria for inclusion in the list of LDCs are population less than 75 million; per capita GNI less than US\$ 750; Human Assets Index (HAI) less than 55, and Economic Vulnerability Index (EVI) greater than 37. A country must meet all the criteria. The LDC status gives countries preferential market access in some developing and developed countries.
- WTO membership: has implications for participating in international trade negotiations, which in turn have implications for access to markets and government decisions on economic policy.

International treaties and conventions:

Selected international norms which relate to child rights.

Source for map data: UNICEF, *The State of World's Children 2006*, New York

Personal Information

Name:

Address:

P.O. Box:

Phone:

Ext

(Office)

(Residence)

Mobile:

E-mail:

Index No.:

Passport No.:

Issue date:

Exp date:

UNLP.:

Issue date:

Exp date:

Blood Group:

Licence No.:

Vehicle No.:

Engine No.:

Reg. date:

AFGHANISTAN

Population

Total population (2004, in thousands) ¹	28,574		
Total children under 5 population (2004, in thousands and percent) ¹	5,329		19 %
Aged under 18 (2004, in thousands and percent) ¹	15,183		53 %
Population annual growth rate (1990-2004) ¹	4.8 %		

Poverty/Development

Human development index ¹³	Rank: n.a.	Value: n.a.
Human poverty index: (HPI-1) ¹³	Rank: n.a.	Value: n.a.
GNI per capita (US\$, 2004) ¹	250x	
Gini index ¹³	n.a.	
Gender-related development index (GDI) ¹³	Rank: n.a.	Value: n.a.
Gender empowerment measures (GEM) ¹³	Rank: n.a.	Value: n.a.
Population below income poverty line: \$ 1 a day ¹³	n.a.	
National poverty line ¹³	n.a.	

MDG Performance¹⁰

Early achiever:	TB prevalence, TB death rate, CO ₂ emissions
On-track:	Forest cover, Protected area
Slow:	Under-5 mortality, Infant mortality
Regression:	Gender primary, Maternal mortality, Sanitation (rural)

Geographic Status¹¹

Landlocked

Economy

Economic classification ¹¹ :	Least Developed Country		
WTO membership ¹² :	Observer status		
Annual average growth rates of total real product (2002-03) ¹⁵		15.0	
Annual average growth rates per capita real product (2002-03) ¹⁵		10.3	
Economic vulnerability index (EVI, 2003) ¹¹		50.12	
Total debt service as % of GDP ¹³		n.a.	n.a.
Total debt service as % of exports of goods, service & net income from abroad ¹³		n.a.	n.a.
Balance of payments: current account balance ¹⁵		n.a.	
Workers remittances receipts - total amount ¹⁵		n.a.	
Workers remittances receipts - as percentage of exports of goods & services ¹⁵		n.a.	
Official development assistance (ODA) received (net disbursements) -total ¹³		n.a.	
Official development assistance (ODA) received (net disbursements) - per capita ¹³		n.a.	
High-technology exports as % of manufactured exports ¹³		n.a.	

Government

Total government expenditure as % of GDP ⁶	n.a.
Education as % of total government expenditure ¹	n.a.
Health as % of total government expenditure ¹	n.a.
Defense as % of total government expenditure ¹	n.a.

Health

Infant mortality rate (per 1,000 live births) ¹		168 (1990)	165 (2004)
Under 5 mortality rate (per 1,000 live births) ¹		260 (1990)	257 (2004)
Maternal mortality ratio (adjusted, 2000) ¹		1,900	
Skilled attendant at delivery (% , 1996-2004) ¹		14	
% of pop. using improved drinking water sources: (2002) ¹	13 (total)	19 (urban)	11 (rural)
% of pop. using adequate sanitation facilities: (2002) ¹	8 (total)	16 (urban)	5 (rural)
% of children 1 year old immunized against (2004) ¹	78 (BCG)	66 (DPT 3)	66 (Polio 3) 61 (Measles)

Adult HIV/AIDS prevalence rate (15-49 years)¹
 Total fertility rate (number of children per women, 2004)¹

n.a.
7.4

Nutrition

Underweight moderate and severe (under-five children, 1996-2004*)¹ 3.9 %
 Vitamin A supplementation coverage rate (6-59 months) 2003¹ 86 %
 Households consuming iodized salt:(1998-2004*)¹ 2.8 %

Education

Primary school net enrolment/attendance ratio (1996-2004*)¹ 53n (total) 66 (male) 40 (female)
 Primary completion rate as % of relevant age group (1988/89-1993/94)¹⁶ 23 (total) 34 (male) 12 (female)
 Female student as % of males - primary school (2000-2004*)¹ 53 (gross)
 Female student as % of males - secondary school (2000-2004*)¹ n.a.
 Adult literacy rate: (2000)¹⁹ 36 (total) 51 (male) 21 (female)
 % of primary school entrants reaching grade 5 (Survey data-1997-2004*)¹ 92

Child Protection

Juvenile justice and children in conflict with the law

Birth registration (1999-2004*)¹ 6 (total) 12 (urban) 4 (rural)
 Minimum age for criminal responsibility¹⁴ 12 years

Child labor

Minimum age for work¹ 14 years
 % of 5-14 years old children who are working (1999-2004*)¹ 34y (total) 31y (male) 38y (female)

Early marriage

Legal age of marriage- male¹ 18 years
 Legal age of marriage- female¹ 16 years
 % of girls married before the age of 18 years (1986-2004*)¹ 43 (total)

International, Regional Treaties and Conventions

Convention on the Rights of the Child (CRC, 1989)³ 27-Apr-94 d
 Optional Protocol to the CRC on Children in Armed Conflict (CRC-OP-AC)³ 24-Oct-03 d
 Optional Protocol to the CRC (CRC-OP-SC) on the Sale of Children, Child Prostitution and Child Pornography³ 19-Oct-02 d
 Convention on the Elimination of All Forms of Discrimination Against Women (CEDAW, 1979)³ 4-Apr-03 d
 Optional Protocol to the Convention on the Elimination of All Forms of Discrimination Against Women (CEDAW-OP)³ -
 International Convention on the Elimination of All Forms of Racial Discrimination (CERD, 1965)³ 5-Aug-83 a
 International Covenant on Civil and Political Rights (CCPR, 1966)³ 24-Apr-83 a
 International Covenant on Economic, Social and Cultural Rights (CESCR, 1966)³ 24-Apr-83 a
 Forced Labour Convention 29 (1930)⁵ -
 Abolition of Forced Labour Convention 105 (1957)⁵ 16-May-63 r
 International Convention 138 Minimum Age Convention (1973)⁵ -
 International Convention 182 Worst Forms of Child Labour (1999)⁵ -
 Freedom of Association and Protection of the Right to Organize Convention 87 (1948)⁵ -
 Right to Organize and Collective Bargaining Convention 98 (1949)⁵ -
 The Hague Convention on Protection of Children and Cooperation in Respect of Inter-country Adoption (2000)⁴ -
 Mine Ban Treaty 1997 (Ottawa Convention) Convention on the Prohibition of the Use, Stockpiling,
 Production and Transfer of Anti-Personnel Mines and on their Destruction³ 11-Sep-02 a
 Geneva Conventions Relative to the Protection of Civilian Persons in Time of War (1949)⁷ 26-Sep-56
 Protocol I to the Geneva Conventions Relating to the Protection of Victims of International Armed Conflicts (1977)⁷ -
 UN Protocol to Prevent, Suppress and Punish Trafficking in Persons, especially Women and Children² -
 SAARC Convention on Preventing and Combating Trafficking in Women and Children for Prostitution (2002)¹⁸ Non member

Notes:

† Minimum age for work: Labour Law 1999

‡ Legal age of marriage: Civil Law 1976, Article 70 and 71

BANGLADESH

Population

Total population (2004, in thousands) ¹	139,215	
Total children under 5 population (2004, in thousands and percent) ¹	17,284	12 %
Aged under 18 (2004, in thousands and percent) ¹	58,970	42 %
Population annual growth rate (1990-2004) ¹	2.1 %	

Poverty/Development

Human development index (2003) ¹³	Rank: 139 of 177	Value: 0.520
Human poverty index: (HPI-1, 2005) ¹³	Rank: 86	Value: 44.1
GNI per capita (US\$, 2004) ¹	440	
Gini index ¹³ (2000) ^e	31.8	
Gender-related development index (GDI) ¹³	Rank: 105	Value: 0.514
Gender empowerment measures (GEM) ¹³	Rank: 79	Value: 0.218
Population below income poverty line: \$ 1 a day (1990-2003) ¹³	3.6 %	
National poverty line (1990-2002) ¹³	49.8 %	

MDG Performance¹⁰

Early achiever:	Gender primary, Gender secondary, TB prevalence, TB death rate, Forest cover, Protected area
On-track:	Reaching grade 5, Under-5 mortality, Infant mortality, Maternal mortality, Sanitation (rural)
Slow:	Poverty nat. line, Malnourishment, Water (rural), Sanitation (urban)
Regressing:	Poverty \$1, Primary enrolment, Primary completion, Gender tertiary, CO ₂ emissions, Ozone-depleting potential CFC consumption, Water (urban)

Geographic Status¹¹

Coastal

Economy

Economic classification ¹¹	Least Developed Country		
WTO membership ¹⁷	1-Jan-95		
Annual average growth rates of total real product (2002-03) ¹⁵	5.5		
Annual average growth rates per capita real product (2002-03) ¹⁵	3.4		
Economic vulnerability index (EVI, 2003) ¹¹	22.93		
Total debt service as % of GDP ¹³	2.5 (1990)	1.3 (2003)	
Total debt service as % of exports of goods, service & net income from abroad ¹³	34.8 (1990)	8.3 (2003)	
Balance of payments: current account balance (2002, millions of dollars) ¹⁵	739		
Workers remittances receipts - Total amount (2002, millions of dollars) ¹⁵	2,858		
Workers remittances receipts - As percentage of exports of goods & services (2002) ¹⁵	41.1		
Official development assistance (ODA) received (net disbursements) - Total (2003, US\$ millions) ¹³	1,393.4		
Official development assistance (ODA) received (net disbursements) - Per capita (2003, US\$) ¹³	10.1		
High-technology exports as % of manufactured exports ¹³	(-) (1990)	(-) (2003)	

Government

Total government expenditure as % of GDP (2003) ^a	11.3
Education as % of total government expenditure (1993-2004) ¹	18
Health as % of total government expenditure (1993-2004) ¹	7
Defense as % of total government expenditure (1993-2004) ¹	10

Health

Infant mortality rate (per 1,000 live births) ¹	100 (1990)	56 (2004)
Under 5 mortality rate (per 1,000 live births) ¹	149 (1990)	77 (2004)
Maternal mortality ratio (adjusted, 2000) ¹	380	
Skilled attendant at delivery (% , 1996-2004) ¹	13	
% of pop. using improved drinking water sources: (2002) ¹	75 (total)	82 (urban) 72 (rural)
% of pop. using adequate sanitation facilities: (2002) ¹	48 (total)	75 (urban) 39 (rural)
% of children 1 year old immunized against (2004) ¹	95 (BCG) 85 (DPT 3)	85 (Polio 3) 77 (Measles)

Adult HIV/AIDS prevalence rate (15-49 years)¹

n.a.

Total fertility rate (number of children per women, 2004)¹

3.2

Nutrition

Underweight moderate and severe (under-five children, 1996-2004)¹

48%

Vitamin A supplementation coverage rate (6-59 months) 2003¹

87%

Households consuming iodized salt:(1998-2004*)¹

70%

Education

Primary school net enrolment/attendance ratio (1996-2004*)¹

79n (total)

78 (male)

80 (female)

Primary completion rate as % of relevant age group (2000/01 - 2003/04)¹⁶

73 (total)

71 (male)

76 (female)

Female student as % of males - primary school (2000-2004*)¹

104 (gross)

105 (net)

Female student as % of males - secondary school (2000-2004*)¹

111 (gross)

112 (net)

Adult literacy rate: (2000-2004)¹

41 (total)

50 (male)

31 (female)

% of primary school entrants reaching grade 5 (Admin data-2000-2004*)¹

54

Child Protection

Juvenile justice and children in conflict with the law

Birth registration (1999-2004*)¹

7 (total)

9 (urban)

7 (rural)

Minimum age for criminal responsibility¹⁴

9 years

Child labor

Minimum age for work¹

12 years in hazardous conditions

% of 5-14 years old children who are working (1999-2004*)¹

7 (total)

10 (male)

4 (female)

Early marriage

Legal age of marriage- male¹

21 years

Legal age of marriage- female¹

18 years

% of girls married before the age of 18 years (1986-2004*)¹

65 (total)

44 (urban)

72 (rural)

International, Regional Treaties and Conventions

Convention on the Rights of the Child (CRC, 1989)³

2-Sep-90 d

Optional Protocol to the CRC on Children in Armed Conflict (CRC-OP-AC)⁸

6-Oct-00 d

Optional Protocol to the CRC (CRC-OP-SC) on the Sale of Children, Child Prostitution and Child Pornography⁸

6-Oct-00 d

Convention on the Elimination of All Forms of Discrimination Against Women (CEDAW, 1979)⁸

6-Dec-84 d

Optional Protocol to the Convention on the Elimination of All Forms of Discrimination Against Women (CEDAW-OP)⁸

22-Dec-00 d

International Convention on the Elimination of All Forms of Racial Discrimination (CERD, 1965)⁸

11-Jul-79 a

International Covenant on Civil and Political Rights (CCPR, 1966)⁸

6-Dec-00 a

International Covenant on Economic, Social and Cultural Rights (CESCR, 1966)⁸

5-Jan-99 a

Forced Labour Convention 29 (1930)⁵

22-Jun-72 r

Abolition of Forced Labour Convention 105 (1957)⁵

22-Jun-72 r

International Convention 138 Minimum Age Convention (1973)⁵

-

International Convention 182 Worst Forms of Child Labour (1999)⁵

12-Mar-01 r

Freedom of Association and Protection of the Right to Organize Convention 87 (1948)⁵

22-Jun-72 r

Right to Organize and Collective Bargaining Convention 98 (1949)⁵

22-Jun-72 r

The Hague Convention on Protection of Children and Cooperation in Respect of Inter-country Adoption (2000)⁴

-

Mine Ban Treaty 1997 (Ottawa Convention) Convention on the Prohibition of the Use, Stockpiling,

Production and Transfer of Anti-Personnel Mines and on their Destruction³

6-Sep-00

Geneva Conventions Relative to the Protection of Civilian Persons in Time of War (1949)⁷

4-Apr-72

Protocol I to the Geneva Conventions Relating to the Protection of Victims of International Armed Conflicts (1977)⁷

8-Sep-80 a

UN Protocol to Prevent, Suppress and Punish Trafficking in Persons, especially Women and Children²

-

SAARC Convention on Preventing and Combating Trafficking in Women and Children for Prostitution (2002)¹⁸

10-Jun-02 r

Notes:

† Minimum age for work: Employment of Children Act 1938 prohibit children below 12 years from working in the places with hazardous conditions and minimum wages at 1961

‡ Legal age of marriage: Child Marriage Restraint Act 1929 but religious laws permit earlier marriages

BHUTAN

Population

Total population (2004, in thousands) ¹	2,116	
Total children under 5 population (2004, in thousands and percent) ¹	289	14 %
Aged under 18 (2004, in thousands and percent) ¹	973	46 %
Population annual growth rate (1990-2004) ¹	1.8 %	

Poverty/Development

Human development index (2003) ¹³	Rank: 134 of 177	Value: 0.536
Human poverty index: (HPI-1) ¹³	Rank: n.a.	Value: n.a.
GNI per capita (US\$, 2004) ¹	760	
Gini index ¹³	n.a.	
Gender-related development index (GDI) ¹³	Rank: n.a.	Value: n.a.
Gender empowerment measures (GEM) ¹³	Rank: n.a.	Value: n.a.
Population below income poverty line: \$ 1 a day ¹³	n.a.	
National poverty line ¹³	n.a.	

MDG Performance¹⁰

Early achiever:	TB prevalence, TB death rate, Protected area
On-track:	Reaching grade 5, Under-5 mortality, Maternal mortality, Forest cover
Slow:	Infant mortality
Regressing:	CO ₂ emissions

Geographic Status¹¹

Landlocked

Economy

Economic classification ¹¹	Least Developed Country		
WTO membership ¹⁷	Observer status		
Annual average growth rates of total real product (2002-03) ¹⁵	6.5		
Annual average growth rates per capita real product (2002-03) ¹⁵	3.3		
Economic vulnerability index (EVI, 2003) ¹¹	40.6		1
Total debt service as % of GDP ¹³	1.8 (1990)	1.0 (2003)	
Total debt service as % of exports of goods, service & net income from abroad ¹³	5.3 (1990)	4.7 (2003)	
Balance of payments: current account balance ¹⁵	n.a.		
Workers remittances receipts - Total amount ¹⁵	n.a.		
Workers remittances receipts - As percentage of exports of goods & services ¹⁵	n.a.		
Official development assistance (ODA) received (net disbursements) - Total (2003, US\$ millions) ¹³	77.0		
Official development assistance (ODA) received (net disbursements) - Per capita (2003, US\$) ¹³	88.1		
High-technology exports as % of manufactured exports ¹³	n.a.		n.a.

Government

Total government expenditure as % of GDP ⁶	n.a.
Education as % of total government expenditure (1993-2004) ¹	17
Health as % of total government expenditure (1993-2004) ¹	11
Defense as % of total government expenditure (1993-2004) ¹	0

Health

Infant mortality rate (per 1,000 live births) ¹	107 (1990)	67 (2004)
Under 5 mortality rate (per 1,000 live births) ¹	166 (1990)	80 (2004)
Maternal mortality ratio (adjusted, 2000) ¹	420	
Skilled attendant at delivery (% , 1996-2004) ¹	37	
% of pop. using improved drinking water sources: (2002) ¹	62 (total)	86 (urban) 60 (rural)
% of pop. using adequate sanitation facilities: (2002) ¹	70 (total)	65 (urban) 70 (rural)
% of children 1 year old immunized against (2004) ¹	92 (BCG) 89 (DPT 3)	90 (Polio 3) 87 (Measles)

Adult HIV/AIDS prevalence rate (15-49 years)¹

n.a.

Total fertility rate (number of children per women, 2004)¹

4.2

Nutrition

Underweight moderate and severe (under-five children, 1996-2004)¹

19%

Vitamin A supplementation coverage rate (6-59 months)¹

n.a.

Households consuming iodized salt:(1998-2004)¹

95%

Education

Primary school net enrolment/attendance ratio (1996-2004)¹

n.a. (total)

n.a. (male)

n.a. (female)

Primary completion rate as % of relevant age group (2000/01 - 2003/04)¹⁶

n.a. (total)

n.a. (male)

n.a. (female)

Female student as % of males - primary school (2000-2004)¹

n.a.

n.a.

Female student as % of males - secondary school (2000-2004)¹

n.a.

n.a.

Adult literacy rate: (2000)¹⁹47 (total)¹⁹

61 (male)

34 (female)

% of primary school entrants reaching grade 5 (Admin data-2000-2004)¹

91

Child Protection

Juvenile justice and children in conflict with the law

Birth registration (1999-2004)¹

n.a.

n.a.

n.a.

Minimum age for criminal responsibility¹⁴

10 years

Child labor

Minimum age for work¹

n.a.

% of 5-14 years old children who are working (1999-2004)¹

n.a.

n.a.

n.a.

Early marriage

Legal age of marriage- male¹

18 years

Legal age of marriage- female¹

18 years

% of girls married before the age of 18 years (1986-2004)¹

n.a.

n.a.

n.a.

International, Regional Treaties and Conventions

Convention on the Rights of the Child (CRC, 1989)³

2-Sep-90 d

Optional Protocol to the CRC on Children in Armed Conflict (CRC-OP-AC)⁸

-

Optional Protocol to the CRC (CRC-OP-SC) on the Sale of Children, Child Prostitution and Child Pornography⁸

-

Convention on the Elimination of All Forms of Discrimination Against Women (CEDAW, 1979)⁸

30-Sep-81 d

Optional protocol to the Convention on the Elimination of All Forms of Discrimination Against Women (CEDAW-OP)⁸

-

International Convention on the Elimination of All Forms of Racial Discrimination (CERD, 1965)⁸

26-Mar-73 s

International Covenant on Civil and Political Rights (CCPR, 1966)⁸

-

International Covenant on Economic, Social and Cultural Rights (CESCR, 1966)⁸

-

Forced Labour Convention 29 (1930)⁵

-

abolition of Forced Labour Convention 105 (1957)⁵

-

International Convention 138 Minimum Age Convention (1973)⁵

-

International Convention 182 Worst Forms of Child Labour (1999)⁵

-

Freedom of Association and Protection of the Right to Organize Convention 87 (1948)⁵

-

Right to Organize and Collective Bargaining Convention 98 (1949)⁵

-

The Hague Convention on Protection of Children and Cooperation in Respect of Inter-country Adoption (2000)⁴

-

Mine Ban Treaty 1997 (Ottawa Convention) Convention on the Prohibition of the Use, Stockpiling,

Production and Transfer of Anti-Personnel Mines and on their Destruction³

18-Aug-05 a

Geneva Conventions Relative to the Protection of Civilian Persons in Time of War (1949)⁷

10-Jan-91

Protocol I to the Geneva Conventions Relating to the Protection of Victims of International Armed Conflicts (1977)⁷

-

UN Protocol to Prevent, Suppress and Punish Trafficking in Persons, especially Women and Children²

-

SAARC Convention on Preventing and Combating Trafficking in Women and Children for Prostitution (2002)¹⁸

4-Sep-03 r

Notes:

‡ Legal age of marriage: Marriage Act 1980 (Amended in 1996)

INDIA

Population

Total population (2004, in thousands) ¹	1,087,124		
Total children under 5 population (2004, in thousands and percent) ¹	120,155		11 %
Aged under 18 (2004, in thousands and percent) ¹	419,442		39 %
Population annual growth rate (1990-2004) ¹	1.8 %		

Poverty/Development

Human development index (2003) ¹³	Rank: 127 of 177	Value: 0.602
Human poverty index: (HPI-1, 2005) ¹³	Rank: 58	Value: 31.3
GNI per capita (US\$, 2004) ¹	620	
Gini index ¹³ (1999) ^e	32.5	
Gender-related development index (GDI) ¹³	Rank: 98	Value: 0.586
Gender empowerment measures (GEM) ¹³	Rank: n.a.	Value: n.a.
Population below income poverty line: \$ 1 a day (1990-2003) ¹³	34.7 %	
National poverty line (1990-2002) ¹³	28.6 %	

MDG Performance¹⁰

Early achiever:	TB prevalence, TB death rate, Forest cover, Protected area, Ozone-depleting potential CFC consumption, Water (urban), Water (rural)
On-track:	Poverty \$1, Poverty nat. line, Primary completion, Gender primary, Gender secondary, Gender tertiary, Sanitation (urban), Sanitation (rural)
Slow:	Under-5 mortality, Infant mortality
Regressing:	Malnourishment, Primary enrolment, Reaching grade 5, Maternal mortality, HIV prevalence, CO emissions

Geographic Status¹¹

Coastal

Economy

Economic classification ¹¹			
WTO membership ¹⁷	1-Jan-95		
Annual average growth rates of total real product (2002-03) ¹⁵		7.8	
Annual average growth rates per capita real product (2002-03) ¹⁵		6.2	
Economic vulnerability index (EVI, 2003) ¹¹		13.52	
Total debt service as % of GDP ¹³	2.6 (1990)		3.4 (2003)
Total debt service as % of exports of goods, service & net income from abroad ¹³	29.3 (1990)		18.1 (2003)
Balance of payments: current account balance (2002, millions of dollars) ¹⁵		4,656	
Workers remittances receipts - Total amount (2002, millions of dollars) ¹⁵		8,411	
Workers remittances receipts - As percentage of exports of goods & services (2002) ¹⁵		10.8	
Official development assistance (ODA) received (net disbursements) - Total (2003, US\$ millions) ¹³		942.2	
Official development assistance (ODA) received (net disbursements) - Per capita (2003, US\$) ¹³		0.9	
High-technology exports as % of manufactured exports ¹³	2.0 (1990)		5.0 (2003)

Government

Total government expenditure as % of GDP (2003) ^a	16.5
Education as % of total government expenditure (1993-2004) ¹	2
Health as % of total government expenditure (1993-2004) ¹	2
Defense as % of total government expenditure (1993-2004) ¹	14

Health

Infant mortality rate (per 1,000 live births) ¹	84 (1990)	62 (2004)		
Under 5 mortality rate (per 1,000 live births) ¹	123 (1990)	85 (2004)		
Maternal mortality ratio (adjusted, 2000) ¹	540			
Skilled attendant at delivery (% , 1996-2004) ¹	43			
% of pop. using improved drinking water sources: (2002) ¹	86 (total)	96 (urban)	82 (rural)	
% of pop. using adequate sanitation facilities:(2002) ¹	30 (total)	58 (urban)	18 (rural)	
% of children 1 year old immunized against (2004) ¹	73 (BCG)	64 (DPT 3)	70 (Polio 3)	56 (Measles)

Adult HIV/AIDS prevalence rate (15-49 years)¹

n.a.

Total fertility rate (number of children per women, 2004)¹

3.0

Nutrition

Underweight moderate and severe (under-five children, 1996-2004)¹

4.7%

Vitamin A supplementation coverage rate (6-59 months) 2003¹

45w

Households consuming iodized salt:(1998-2004*)¹

5.0%

Education

Primary school net enrolment/attendance ratio (1996-2004)¹

77n (total)

80 (male)

73 (female)

Primary completion rate as % of relevant age group (2000/01 - 2003/04)¹⁶

81 (total)

85 (male)

77 (female)

Female student as % of males - primary school (2000-2004)¹

94 (gross)

94 (net)

Female student as % of males - secondary school (2000-2004)¹

81 (gross)

Adult literacy rate: (2000-2004)¹

61 (total)

73 (male)

48 (female)

% of primary school entrants reaching grade 5 (Admin data-2000-2004)¹

61

Child Protection

Juvenile justice and children in conflict with the law

Birth registration (1999-2004)¹

35 (total)

54 (urban)

29 (rural)

Minimum age for criminal responsibility¹⁴

7 years

Child labor

Minimum age for work¹

14 years in hazardous occup.

% of 5-14 years old children who are working (1999-2004)¹

14 (total)

14 (male)

15 (female)

Early marriage

Legal age of marriage- male¹

21 years

Legal age of marriage- female¹

18 years

% of girls married before the age of 18 years (1986-2004)¹

46 (total)

26 (urban)

55 (rural)

International, Regional Treaties and Conventions

Convention on the Rights of the Child (CRC, 1989)³

11-Jan-93 a

Optional Protocol to the CRC on Children in Armed Conflict (CRC-OP-AC)⁸

15-Nov-04 s

Optional Protocol to the CRC (CRC-OP-SC) on the Sale of Children, Child Prostitution and Child Pornography⁸

15-Nov-04 s

Convention on the Elimination of All Forms of Discrimination Against Women (CEDAW, 1979)⁸

8-Aug-93 d

Optional Protocol to the Convention on the Elimination of All Forms of Discrimination Against Women (CEDAW-OP)⁸

-

International Convention on the Elimination of All Forms of Racial Discrimination (CERD, 1965)⁸

4-Jan-69 d

International Covenant on Civil and Political Rights (CCPR, 1966)⁸

10-Jul-79 a

International Covenant on Economic, Social and Cultural Rights (CESCR, 1966)⁸

10-Jul-79 a

Forced Labour Convention 29 (1930)⁵

30-Nov-54 r

Abolition of Forced Labour Convention 105 (1957)⁵

18-May-00 r

International Convention 138 Minimum Age Convention (1973)⁵

-

International Convention 182 Worst Forms of Child Labour (1999)⁵

-

Freedom of Association and Protection of the Right to Organize Convention 87 (1948)⁵

-

Right to Organize and Collective Bargaining Convention 98 (1949)⁵

-

The Hague Convention on Protection of Children and Cooperation in Respect of Inter-country Adoption (2000)⁴

6-Jun-03 r

Mine Ban Treaty 1997 (Ottawa Convention) Convention on the Prohibition of the Use, Stockpiling, Production and Transfer of Anti-Personnel Mines and on their Destruction²

-

Geneva Conventions Relative to the Protection of Civilian Persons in Time of War (1949)⁷

9-Nov-50

Protocol I to the Geneva Conventions Relating to the Protection of Victims of International Armed Conflicts (1977)⁷

-

UN Protocol to Prevent, Suppress and Punish Trafficking in Persons, especially Women and Children²

12-Dec-02 s

SAARC Convention on Preventing and Combating Trafficking in Women and Children for Prostitution (2002)¹⁸

2-Sep-03 r

Notes:

† Minimum age for work: Child Labour (Prohibition and Regulation Act 1986)

‡ Legal age of marriage: Child Marriage Restraint Act 1929

w Identifies countries with Vitamin A supplementation programmes that do not target children all the way up to 59 months of age

MALDIVES

Population

Total population (2004, in thousands) ¹	321		
Total children under 5 population (2004, in thousands and percent) ¹	46		14 %
Aged under 18 (2004, in thousands and percent) ¹	156		49 %
Population annual growth rate (1990-2004) ¹	2.8 %		

Poverty/Development

Human development index (2003) ¹³	Rank: 96 of 177	Value: 0.745
Human poverty index: (HPI-1, 2005) ¹³	Rank: 37	Value: 16.6
GNI per capita (US\$, 2004) ¹	2,510	
Gini index (2005) ¹³	n.a.	
Gender-related development index (GDI) ¹³	Rank: n.a.	Value: n.a.
Gender empowerment measures (GEM) ¹³	Rank: n.a.	Value: n.a.
Population below income poverty line: \$ 1 a day ¹³	n.a.	
National poverty line ¹³	n.a.	

MDG Performance¹⁰

Early achiever:	Primary enrolment, Gender primary, Gender secondary, Maternal mortality, TB prevalence, TB death rate, Ozone-depleting potential CFC consumption, Water (urban), Sanitation (urban)
On-track:	Forest cover
Slow:	Under-5 mortality, Infant mortality
Regressing:	CO ₂ emissions, Water (rural)

Geographic Status¹¹

Small island

Economy

Economic classification ¹¹	Least Developed Country		
WTO membership ¹⁷	31-May-95		
Annual average growth rates of total real product (2002-03) ¹⁵		8.5	
Annual average growth rates per capita real product (2002-03) ¹⁵		5.3	
Economic vulnerability index (EVI, 2003) ¹¹		33.57	
Total debt service as % of GDP ¹³	4.1 (1990)		3.0 (2003)
Total debt service as % of exports of goods, service & net income from abroad ¹³	4.0 (1990)		3.5 (2003)
Balance of payments: current account balance (2002, millions of dollars) ¹⁵		-44	
Workers remittances receipts - Total amount ¹⁵		n.a.	
Workers remittances receipts - As percentage of exports of goods & services ¹⁵		n.a.	
Official development assistance (ODA) received (net disbursements) - Total (2003, US\$ millions) ¹³		18.0	
Official development assistance (ODA) received (net disbursements) - Per capita (2003, US\$) ¹³		61.3	
High-technology exports as % of manufactured exports ¹³		n.a.	n.a.

Government

Total government expenditure as % of GDP ⁶	n.a.
Education as % of total government expenditure (1993-2004*) ¹	18
Health as % of total government expenditure (1993-2004*) ¹	11
Defense as % of total government expenditure (1993-2004*) ¹	9

Health

Infant mortality rate (per 1,000 live births) ¹	79 (1990)		35 (2004)
Under 5 mortality rate (per 1,000 live births) ¹	111 (1990)		46 (2004)
Maternal mortality ratio (adjusted, 2000) ¹		110	
Skilled attendant at delivery (% , 1996-2004*) ¹		70	
% of pop. using improved drinking water sources: (2002) ¹	84 (total)	99 (urban)	78 (rural)
% of pop. using adequate sanitation facilities:(2002) ¹	58 (total)	100 (urban)	42 (rural)
% of children 1 year old immunized against (2004) ¹	98 (BCG)	96 (DPT 3)	96 (Polio 3) 97 (Measles)

Adult HIV/AIDS prevalence rate (15-49 years)¹

n.a.

Total fertility rate (number of children per women, 2004)¹

4.1

Nutrition

Underweight moderate and severe (under-five children, 1996-2004*)¹

30%

Vitamin A supplementation coverage rate (6-59 months) 2002¹⁹

51

Households consuming iodized salt:(1998-2004*)¹

4.4%

Education

Primary school net enrolment/attendance ratio (1996-2004*)¹

92 (total)

92 (male)

93 (female)

Primary completion rate as % of relevant age group (2000/01 - 2003/04)¹⁶

n.a. (total)

n.a. (male)

n.a. (female)

Female student as % of males - primary school (2000-2004*)¹

98 (gross)

101 (net)

Female student as % of males - secondary school (2000-2004*)¹

115 (gross)

115 (net)

Adult literacy rate: (2000-2004)¹

96 (total)

96 (male)

96 (female)

% of primary school entrants reaching grade 5 (Admin data-2000-2004*)¹

99%

Child Protection

Juvenile justice and children in conflict with the law

Birth registration (1999-2004*)¹

73 (total)

n.a.

n.a.

Minimum age for criminal responsibility¹⁴

7 years

Child labor

Minimum age for work¹

14 years (18 years in hazardous occup.)

% of 5-14 years old children who are working (1999-2004*)¹

n.a.

n.a.

n.a.

Early marriage

Legal age of marriage- male¹

18 years

Legal age of marriage- female¹

18 years

% of girls married before the age of 18 years (1986-2004*)¹

n.a.

n.a.

n.a.

International, Regional Treaties and Conventions

Convention on the Rights of the Child (CRC, 1989)³

13-Mar-91 d

Optional Protocol to the CRC on Children in Armed Conflict (CRC-OP-AC)⁸

29-Jan-05 d

Optional Protocol to the CRC (CRC-OP-SC) on the Sale of Children, Child Prostitution and Child Pornography⁸

10-Jun-02 d

Convention on the Elimination of All Forms of Discrimination Against Women (CEDAW, 1979)⁸

31-Jul-93 a

Optional Protocol to the Convention on the Elimination of All Forms of Discrimination Against Women (CEDAW-OP)⁸

-

International Convention on the Elimination of All Forms of Racial Discrimination (CERD, 1965)⁸

24-May-84 a

International Covenant on Civil and Political Rights (CCPR, 1966)⁸

-

International Covenant on Economic, Social and Cultural Rights (CESCR, 1966)⁸

-

Forced Labour Convention 29 (1930)⁵

-

Abolition of Forced Labour Convention 105 (1957)⁵

-

International Convention 138 Minimum Age Convention (1973)⁵

-

International Convention 182 Worst Forms of Child Labour (1999)⁵

-

Freedom of Association and Protection of the Right to Organize Convention 87 (1948)⁵

-

Right to Organize and Collective Bargaining Convention 98 (1949)⁵

-

The Hague Convention on Protection of Children and Cooperation in Respect of Inter-country Adoption (2000)⁴

-

Mine Ban Treaty 1997 (Ottawa Convention) Convention on the Prohibition of the Use, Stockpiling,

Production and Transfer of Anti-Personnel Mines and on their Destruction³

7-Sep-00

Geneva Conventions Relative to the Protection of Civilian Persons in Time of War (1949)⁷

18-Jun-91

Protocol I to the Geneva Conventions Relating to the Protection of Victims of International Armed Conflicts (1977)⁷

3-Sep-91 a

UN Protocol to Prevent, Suppress and Punish Trafficking in Persons, Especially Women and Children²

-

SAARC Convention on Preventing and Combating Trafficking in Women and Children for Prostitution (2002)¹⁸

28-Dec-03 r

Notes:

† Minimum age for work: Law on the Protection of the Right of the Child 1991 (Chapter III-27)

‡ Legal age of marriage: Law on the Protection of the Right of the Child 1991 (Amended, 2000)

NEPAL

Population

Total population (2004, in thousands) ¹	26,591		
Total children under 5 population (2004, in thousands and percent) ¹	3,638		14 %
Aged under 18 (2004, in thousands and percent) ¹	12,260		46 %
Population annual growth rate (1990-2004) ¹	2.4 %		

Poverty/Development

Human development index (2003) ¹³	Rank: 136 of 177	Value: 0.526
Human poverty index: (HPI-1, 2005) ¹³	Rank: 74	Value: 38.7
GNI per capita (US\$, 2004) ¹	260	
Gini index ¹³ (1995) ⁶	36.7	
Gender-related development index (GDI) ¹³	Rank: 106	Value: 0.511
Gender empowerment measures (GEM) ¹³	Rank: n.a.	Value: n.a.
Population below income poverty line: \$ 1 a day (1990-2003) ¹³	37.7 %	
National poverty line (1990-2002) ¹³	42.0 %	

MDG Performance¹⁰

Early achiever:	TB prevalence, TB death rate, Protected area
On-track:	Reaching grade 5, Primary completion, Gender primary, Gender secondary, Maternal mortality, Water (rural), Sanitation (rural)
Slow:	Malnourishment, Primary enrolment, Under-5 mortality, Infant mortality, Sanitation (urban)
Regressing:	Gender tertiary, HIV prevalence, Forest cover, CO ₂ emissions, Ozone-depleting potential CFC consumption, Water (urban)

Geographic Status¹¹

Landlocked

Economy

Economic classification ¹¹	Least Developed Country		
WTO membership ¹⁷	23-Apr-04		
Annual average growth rates of total real product (2002-03) ¹⁵	2.3		
Annual average growth rates per capita real product (2002-03) ¹⁵	0.0		
Economic vulnerability index (EVI, 2003) ¹¹	29.46		
Total debt service as % of GDP ¹³	1.9 (1990)	1.9 (2003)	
Total debt service as % of exports of goods, service & net income from abroad ¹³	15.2 (1990)	10 (2003)	
Balance of payments: current account balance (2002, millions of dollars) ¹⁵	-165		
Workers remittances receipts - Total amount (2002, millions of dollars) ¹⁵	147		
Workers remittances receipts - As percentage of exports of goods & services (2001) ¹⁵	13		
Official development assistance (ODA) received (net disbursements) - Total (2003, US\$ millions) ¹³	466.7		
Official development assistance (ODA) received (net disbursements) - Per capita (2003, US\$) ¹³	18.9		
High-technology exports as % of manufactured exports ¹³	n.a.		n.a.

Government

Total government expenditure as % of GDP (2004) ⁶	16.6
Education as % of total government expenditure (1993-2004) ¹	18
Health as % of total government expenditure (1993-2004) ¹	5
Defense as % of total government expenditure (1993-2004) ¹	10

Health

Infant mortality rate (per 1,000 live births) ¹	100 (1990)	59 (2004)		
Under 5 mortality Rate (per 1,000 live births) ¹	145 (1990)	76 (2004)		
Maternal mortality ratio (adjusted, 2000) ¹	740			
Skilled attendant at delivery (% , 1996-2004) ¹	15			
% of pop. using improved drinking water sources: (2002) ¹	84 (total)	93 (urban)	82 (rural)	
% of pop. using adequate sanitation facilities:(2002) ¹	27 (total)	68 (urban)	20 (rural)	
% of children 1 year old immunized against (2004) ¹	85 (BCG)	80 (DPT 3)	80 (Polio 3)	73 (Measles)

Adult HIV/AIDS prevalence rate (15-49 years, end 2003) ¹	0.5
Total fertility rate (number of children per women, 2004) ¹	3.6

Nutrition

Underweight moderate and severe (under-five children, 1996-2004*) ¹	48%
Vitamin A supplementation coverage rate (6-59 months) 2003 ¹	96%
Households consuming iodized salt:(1998-2004*) ¹	63%

Education

Primary school net enrolment/attendance ratio (1996-2004*) ¹	74n (total)	80 (male)	67 (female)
Primary completion rate as % of relevant age group (2000/01 - 2003/04) ¹⁶	78 (total)	84 (male)	72 (female)
Female student as % of males - primary school (2000-2004*) ¹	89 (gross)	88 (net)	
Female student as % of males - secondary school (2000-2004*) ¹	78 (gross)		
Adult literacy rate: (2000-2004) ¹	49 (total)	63 (male)	35 (female)
% of primary school entrants reaching grade 5 (Admin data-2000-2004*) ¹	65		

Child Protection

Juvenile justice and children in conflict with the law

Birth registration (1999-2004*) ¹	34 (total)	37 (urban)	34 (rural)
Minimum age for criminal responsibility ¹⁴	10 years		

Child labor

Minimum age for work ¹	14 years (16 years in hazardous occup.)		
% of 5-14 years old children who are working (1999-2004*) ¹	31 (total)	30 (male)	33 (female)

Early marriage

Legal age of marriage- male ¹	18 years		
Legal age of marriage- female ¹	18 years		
% of girls married before the age of 18 years (1986-2004*) ¹	56 (total)	34 (urban)	60 (rural)

International, Regional Treaties and Conventions

Convention on the Rights of the Child (CRC, 1989) ³	14-Oct-90 d
Optional Protocol to the CRC on Children in Armed Conflict (CRC-OP-AC) ⁸	8-Sep-00 s
Optional Protocol to the CRC (CRC-OP-SC) on the Sale of Children, Child Prostitution and Child Pornography ⁸	8-Sep-00 s
Convention on the Elimination of All Forms of Discrimination Against Women (CEDAW, 1979) ⁸	22-May-91 d
Optional Protocol to the Convention on the Elimination of All Forms of Discrimination Against Women (CEDAW-OP) ⁸	18-Dec-01 s
International Convention on the Elimination of All Forms of Racial Discrimination (CERD, 1965) ⁸	1-May-71 a
International Covenant on Civil and Political Rights (CCPR, 1966) ⁸	14-Aug-91 a
International Covenant on Economic, Social and Cultural Rights (CESCR, 1966) ⁸	14-Aug-91 a
Forced Labour Convention 29 (1930) ⁵	3-Jan-02 r
Abolition of Forced Labour Convention 105 (1957) ⁵	-
International Convention 138 Minimum Age Convention (1973) ⁵	30-May-97 r
International Convention 182 Worst Forms of Child Labour (1999) ⁵	3-Jan-02 r
Freedom of Association and Protection of the Right to Organize Convention 87 (1948) ⁵	-
Right to Organize and Collective Bargaining Convention 98 (1949) ⁵	11-Nov-96 r
The Hague Convention on Protection of Children and Cooperation in Respect of Inter-country (2000) ⁴	-
Mine Ban Treaty 1997 (Ottawa Convention) Convention on the Prohibition of the Use, Stockpiling, Production and Transfer of Anti-Personnel Mines and on their Destruction ³	-
Geneva Conventions Relative to the Protection of Civilian Persons in Time of War (1949) ⁷	7-Feb-64
Protocol I to the Geneva Conventions Relating to the Protection of Victims of International Armed Conflicts (1977) ⁷	-
UN Protocol to Prevent, Suppress and Punish Trafficking in Persons, especially Women and Children ²	-
SAARC Convention on Preventing and Combating Trafficking in Women and Children for Prostitution (2002) ¹⁸	31-Oct-05 r

Notes:

† Minimum age for work: Labour Act 1999

‡ Legal age of marriage: 11th Amendment of Civil Code on Legal Age for Marriage

PAKISTAN

Population

Total population (2004, in thousands) ¹	154,794	
Total children under 5 population (2004, in thousands and percent) ¹	20,922	14 %
Aged under 18 (2004, in thousands and percent) ¹	71,297	46 %
Population annual growth rate (1990-2004) ¹	2.3 %	

Poverty/Development

Human development index (2003) ¹³	Rank: 135 of 177	Value: 0.527
Human poverty Index: (HPI-1, 2005) ¹³	Rank: 68	Value: 37.1
GNI per capita (US\$, 2004) ¹	600	
Gini index ¹³ (1998) ^e	33.0	
Gender-related development index (GDI) ¹³	Rank: 107	Value: 0.508
Gender empowerment measures (GEM) ¹³	Rank: 71	Value: 0.379
Population below income poverty line: \$ 1 a day (1990-2003) ¹³	13.4 %	
National poverty line (1990-2002) ¹³	32.6 %	

MDG Performance¹⁰

Early achiever:	Poverty \$1, TB prevalence, TB death rate, Water (urban), Sanitation (urban)
On-track:	Primary enrolment, Gender secondary, HIV prevalence, Protected area, Water (rural), Sanitation (rural)
Slow:	Under-5 mortality, Infant mortality
Regressing:	Poverty nat. line, Malnourishment, Gender primary, Maternal mortality, Forest cover, CO ₂ emissions, Ozone-depleting potential CFC consumption

Geographic Status¹¹

Coastal

Economy

Economic classification ¹¹		
WTO membership ¹⁷	1-Jan-95	
Annual average growth rates of total real product (2002-03) ¹⁵	5.3	
Annual average growth rates per capita real product (2002-03) ¹⁵	2.8	
Economic Vulnerability Index (EVI, 2003) ¹¹	20.16	
Total debt service as % of GDP ¹³	4.8 (1990)	3.7 (2003)
Total debt service as % of exports of goods, service & net income from abroad ¹³	22.9 (1990)	16.8 (2003)
Balance of payments: current account balance (2003, millions of dollars) ¹⁵	3,597	
Workers remittances receipts - Total amount (2003, millions of dollars) ¹⁵	3,964	
Workers remittances receipts - As percentage of exports of goods & services (2003) ¹⁵	26.7	
Official development assistance (ODA) received (net disbursements) - Total (2003, US\$ millions) ¹³	1,068.4	
Official development assistance (ODA) received (net disbursements) - Per capita (2003, US\$) ¹³	7.2	
High-technology exports as % of manufactured exports ¹³	(-) (1990)	1.0 (2003)

Government

Total government expenditure as % of GDP (2004) ^a	16.6
Education as % of total government expenditure (1993-2004) ¹	2
Health as % of total government expenditure (1993-2004) ¹	1
Defense as % of total government expenditure (1993-2004) ¹	18

Health

Infant mortality rate (per 1,000 live births) ¹	100 (1990)	80 (2004)		
Under 5 mortality rate (per 1,000 live births) ¹	130 (1990)	101 (2004)		
Maternal mortality ratio (adjusted, 2000) ¹	500			
Skilled attendant at delivery (% , 1996-2004) ¹	23			
% of pop. using improved drinking water sources: (2002) ¹	90 (total)	95 (urban)	87 (rural)	
% of pop. using adequate sanitation facilities:(2002) ¹	54 (total)	92 (urban)	35 (rural)	
% of children 1 year old immunized against (2004) ¹	80 (BCG)	65 (DPT 3)	65 (Polio 3)	67 (Measles)

Adult HIV/AIDS prevalence rate (15-49 years, end 2003) ¹	0.1
Total fertility rate (number of children per women, 2004) ¹	4.1

Nutrition

Underweight moderate and severe (under-five children, 1996-2004) ¹	38%
Vitamin A supplementation coverage rate (6-59 months) 2003 ¹	95%
Households consuming iodized salt:(1998-2004*) ¹	17%

Education

Primary school net enrolment/attendance ratio (1996-2004*) ¹	56n (total)	62 (male)	51 (female)
Primary completion rate as % of relevant age group (2000/01 - 2003/04) ¹⁶	n.a. (total)	n.a. (male)	n.a. (female)
Female student as % of males - primary school (2000-2004*) ¹	71 (gross)	74 (net)	
Female student as % of males - secondary school (2000-2004*) ¹	73 (gross)		
Adult literacy rate: (2000-2004) ¹	49 (total)	62 (male)	35 (female)
% of primary school entrants reaching grade 5 (Survey data-1997-2004*) ¹	90		

Child Protection

Juvenile justice and children in conflict with the law

Birth registration (1999-2004*) ¹	n.a.	n.a.	n.a.
Minimum age for criminal responsibility ¹⁴	0 years**		

Child labor

Minimum age for work ¹	14 years in hazardous occup.		
% of 5-14 years old children who are working (1999-2004*) ¹	n.a.	n.a.	n.a.

Early marriage

Legal age of marriage- male ¹	18 years		
Legal age of marriage- female ¹	16 years		
% of girls married before the age of 18 years (1986-2004*) ¹	32 (total)	21 (urban)	37 (rural)

International, Regional Treaties and Conventions

Convention on the Rights of the Child (CRC, 1989) ³	12-Dec-90 d
Optional Protocol to the CRC on children in Armed Conflict (CRC-OP-AC) ⁸	26-Sep-01 s
Optional Protocol to the CRC (CRC-OP-SC) on the Sale of Children, Child Prostitution and Child Pornography ⁸	26-Sep-01 s
Convention on the Elimination of All Forms of Discrimination Against Women (CEDAW, 1979) ⁸	11-Apr-96 d
Optional Protocol to the Convention on the Elimination of All Forms of Discrimination Against Women (CEDAW-OP) ⁸	-
International Convention on the Elimination of All Forms of Racial Discrimination (CERD, 1965) ⁸	4-Jan-69
International Covenant on Civil and Political Rights (CCPR, 1966) ⁸	-
International Covenant on Economic, Social and Cultural Rights (CESCR, 1966) ⁸	-
Forced Labour Convention 29 (1930) ⁵	23-Dec-57 r
Abolition of Forced Labour Convention 105 (1957) ⁵	15-Feb-60 r
International Convention 138 Minimum Age Convention (1973) ⁵	-
International Convention 182 Worst Forms of Child Labour (1999) ⁵	11-Oct-01 r
Freedom of Association and Protection of the Right to Organize Convention 87 (1948) ⁵	14-Feb-51 r
Right to Organize and Collective Bargaining Convention 98 (1949) ⁵	26-May-52 r
The Hague Convention on Protection of Children and Cooperation in Respect of Inter-country Adoption (2000) ⁴	-
Mine Ban Treaty 1997 (Ottawa Convention) Convention on the Prohibition of the Use, Stockpiling, Production and Transfer of Anti-Personnel Mines and on their Destruction ³	-
Geneva Conventions Relative to the Protection of Civilian Persons in Time of War (1949) ⁷	12-Jun-51***
Protocol I to the Geneva Conventions Relating to the Protection of Victims of International Armed Conflicts (1977) ⁷	-
UN Protocol to Prevent, Suppress and Punish Trafficking in Persons, especially Women and Children ²	-
SAARC Convention on Preventing and Combating Trafficking in Women and Children for Prostitution (2002) ¹⁸	16-Nov-02 r

Notes:

† Minimum age for work: Employment of Children Act 1991

‡ Legal age of marriage: Child Marriage Act Restraint 1992

** According to Pakistan, Huddod Ordinance 1997

*** With reservations on Article 44 and Article 68 Para 2 on death penalty

SRI LANKA

Population

Total population (2004, in thousands) ¹	20,570	
Total children under 5 population (2004, in thousands and percent) ¹	1,631	8 %
Aged under 18 (2004, in thousands and percent) ¹	6,108	30 %
Population annual growth rate (1990-2004) ¹	1.0%	

Poverty/Development

Human development index (2003) ¹³	Rank: 93 of 177	Value: 0.751
Human poverty index: (HPI-1, 2005) ¹³	Rank: 42	Value: 18
GNI per capita (US\$, 2004) ¹	1,010	
Gini index ¹³ (1999) ^e	33.2	
Gender-related development index (GDI) ¹³	Rank: 66	Value: 0.747
Gender empowerment measures (GEM) ¹³	Rank: 72	Value: 0.370
Population below income poverty line: \$ 1 a day (1990-2003*) ¹³	7.6%	
National poverty line (1990-2002*) ¹³	25.0%	

MDG Performance¹⁰

Early achiever:	Primary enrolment, Gender primary, Under-5 mortality, Infant mortality, TB prevalence, TB death rate, Ozone-depleting potential CFC consumption, Water (urban), Sanitation (urban), Sanitation (rural)
On-track:	HIV prevalence, Protected area, Water (rural)
Slow:	Malnourishment
Regressing:	Poverty \$1, Poverty nat. line, Maternal mortality, Forest cover, CO ₂ emissions

Geographic Status¹¹

Island

Economy

Economic classification ¹¹		
WTO membership ¹⁷	1-Jan-95	
Annual average growth rates of total real product (2002-03) ¹⁵		5.5
Annual average growth rates per capita real product (2002-03) ¹⁵		4.6
Economic vulnerability index (EVI, 2003) ¹¹		24.88
Total debt service as % of GDP ¹³	4.8 (1990)	3.3 (2003)
Total debt service as % of exports of goods, service & net income from abroad ¹³	14.8 (1990)	7.8 (2003)
Balance of payments: current account balance (2002, millions of dollars) ¹⁵		-264
Workers remittances receipts - Total amount (2002, millions of dollars) ¹⁵		1,309
Workers remittances receipts - As percentage of exports of goods & services (2002) ¹⁵		21.9
Official development assistance (ODA) received (net disbursements) - Total (2003, US\$ millions) ¹³		671.9
Official development assistance (ODA) received (net disbursements) - Per capita (2003, US\$) ¹³		35.0
High-technology exports as % of manufactured exports ¹³	1.0 (1990)	1.0 (2002)

Government

Total government expenditure as % of GDP ^e	n.a.
Education as % of total government expenditure (1993-2004*) ¹	10
Health as % of total government expenditure (1993-2004*) ¹	6
Defense as % of total government expenditure (1993-2004*) ¹	18

Health

Infant mortality rate (per 1,000 live births) ¹	26 (1990)	12 (2004)
Under 5 mortality rate (per 1,000 live births) ¹	32 (1990)	14 (2004)
Maternal mortality ratio (adjusted, 2000) ¹	92	
Skilled attendant at delivery (% , 1996-2004*) ¹	96	
% of pop. using improved drinking water sources: (2002) ¹	78 (total)	99 (urban) 72 (rural)
% of pop. using adequate sanitation facilities:(2002) ¹	91 (total)	98 (urban) 89 (rural)
% of children 1 year old immunized against (2004) ¹	99 (BCG) 97 (DPT 3)	97 (Polio 3) 96 (Measles)

Adult HIV/AIDS prevalence rate (15-49 years, end 2003) ¹	<0.1
Total fertility rate (number of children per women, 2004) ¹	1.9

Nutrition

Underweight moderate and severe (under-five children, 1996-2004*) ¹	29%
Vitamin A supplementation coverage rate (6-59 months) 2003 ¹	n.a.
Households consuming iodized salt:(1998-2004*) ¹	88%

Education

Primary school net enrolment/attendance ratio (1996-2003*) ¹⁹	100 (total)	100 (male)	100 (female)
Primary completion rate as % of relevant age group (2000/01 - 2003/04) ¹⁶	113% (total)	118% (male)	108% (female)
Female student as % of males - primary school (2000-2004*) ¹	99 (gross)		
Female student as % of males - secondary school (2000-2004*) ¹	106 (gross)		
Adult literacy rate: (2000-2004) ¹	90 (total)	92 (male)	89 (female)
% of primary school entrants reaching grade 5 (Admin data-2000-2004*) ¹	98		

Child Protection

Juvenile justice and children in conflict with the law

Birth registration (1999-2004*) ¹	n.a.	n.a.	n.a.
Minimum age for criminal responsibility ¹⁴	8 years		

Child labor

Minimum age for work ¹	14 years		
% of 5-14 years old children who are working (1999-2004*) ¹	n.a.	n.a.	n.a.

Early marriage

Legal age of marriage- male ¹	18 years		
Legal age of marriage- female ¹	18 years		
% of girls married before the age of 18 years (1986-2004*) ¹	14y (total)	10y (urban)	15y (rural).

International, Regional Treaties and Conventions

Convention on the Rights of the Child (CRC, 1989) ³	11-Aug-91 d
Optional Protocol to the CRC on Children in Armed Conflict (CRC-OP-AC) ⁸	8-Oct-00 d
Optional Protocol to the CRC (CRC-OP-SC) on the Sale of Children, Child Prostitution and Child Pornography ⁸	-
Convention on the Elimination of All Forms of Discrimination Against Women (CEDAW, 1979) ⁸	4-Nov-81 d
Optional Protocol to the Convention on the Elimination of All Forms of Discrimination Against Women (CEDAW-OP) ⁸	15-Jan-03 a
International Convention on the Elimination of All Forms of Racial Discrimination (CERD, 1965) ⁸	20-Mar-82 a
International Covenant on Civil and Political Rights (CCPR, 1966) ⁸	11-Sep-80 a
International Covenant on Economic, Social and Cultural Rights (CESCR, 1966) ⁸	11-Sep-80 a
Forced Labour Convention 29 (1930) ⁵	5-Apr-50 r
Abolition of Forced Labour Convention 105 (1957) ⁵	7-Jan-03 r
International Convention 138 Minimum Age Convention (1973) ⁵	11-Feb-00 r
International Convention 182 Worst Forms of Child Labour (1999) ⁵	1-Mar-01 r
Freedom of Association and Protection of the Right to Organize Convention 87 (1948) ⁵	15-Sep-95 r
Right to Organize and Collective Bargaining Convention 98 (1949) ⁵	13-Dec-72 r
The Hague Convention on Protection of Children and Cooperation in respect of Inter-country Adoption (2000) ⁴	23-Jan-95 r
Mine Ban Treaty 1997 (Ottawa Convention) Convention on the Prohibition of the Use, Stockpiling, Production and Transfer of Anti-Personnel Mines and on their Destruction ³	-
Geneva Conventions Relative to the Protection of Civilian Persons in Time of War (1949) ⁷	28-Feb-59
Protocol I to the Geneva Conventions Relating to the Protection of Victims of International Armed Conflicts (1977) ⁷	-
UN Protocol to Prevent, Suppress and Punish Trafficking in Persons, especially Women and Children ²	13-Dec-00 s
SAARC Convention on Preventing and Combating Trafficking in Women and Children for Prostitution (2002) ¹⁸	31-Dec-04

Notes:

† Minimum age for work: Employment of Women, Young persons and Children Act No. 47 of 1956

‡ Legal age of marriage: Marriage Registration (Amendment) Act No. 18 of 1995.

SOUTH ASIA

Population

Total population (2004, in thousands) ¹	1,459,305	
Total children under 5 population (2004, in thousands and percent) ¹	169,294	12 %
Aged under 18 (2004, in thousands and percent) ¹	584,389	40 %
Population annual growth rate (1990-2004) ¹	1.9 %	

Poverty/Development

GNI per capita (US\$, 2004) ¹		600
Population below income poverty line: \$ 1 a day (1993-2003) ¹		33

Geographic Status¹¹

2 small islands & 3 landlock countries

Economy

Economic classification ¹¹	Five Least Developed Country
WTO membership ¹⁷	6 member states, Afghanistan and Bhutan are observer governments
Workers remittances receipts - Total amount (2002, millions of dollars) ¹⁵	16,689 k
Official development assistance (ODA) received (net disbursements) -Total (2003, US\$ millions) ¹³	4,638 m

Government

Education as % of total government expenditure ¹	4
Health as % of total government expenditure ¹	2
Defense as % of total government expenditure ¹	14

Health

Infant mortality rate (per 1,000 live births) ¹		89 (1990)	67 (2004)
Under 5 mortality rate (per 1,000 live births) ¹		129 (1990)	92 (2004)
Maternal mortality ratio (adjusted, 2000) ¹		560	
Skilled attendant at delivery (% , 1996-2004*)		36	
% of pop. using improved drinking water sources: (2002) ¹	84 (total)	94 (urban)	80 (rural)
% of pop. using adequate sanitation facilities:(2002) ¹	35 (total)	64 (urban)	23 (rural)
% of children 1 year old immunized against (2004) ¹	77 (BCG)	67 (DPT 3)	71 (Polio 3)
Adult HIV/AIDS prevalence rate (15-49 years, end 2003) ¹		0.7	61 (Measles)
Children (<15 years) estimated to be living with HIV as of end 2005 ¹²		100,000	
Estimated deaths in children (<15 years) from AIDS during 2005 ¹²		25,000	
Estimated number of Children (<15 years) newly infected with HIV during 2005 ¹²		36,000	
Total fertility rate (number of children per women, 2004) ¹		3.2	

Nutrition

Underweight moderate and severe (under-five children, 1996-2004*) ¹	46 %
Vitamin A supplementation coverage rate (6-59 months) 2003 ¹	58
Households consuming iodized salt:(1998-2004*) ¹	49 %

Education

Primary school net enrolment/attendance ratio (1996-2004*) ¹	74 (total)	77 (male)	70 (female)
Primary completion rate as % of relevant age group (2000/01 - 2003/04) ¹⁶	80 (total)	85 (male)	77 (female)
Female student as % of males - primary school (2000-2004*) ¹	92 (gross)	93 (net)	
Female student as % of males - secondary school (2000-2004*) ¹	85 (gross)		
Adult literacy rate: (2000-2004) ¹	58 (total)	70 (male)	45 (female)
% of primary school entrants reaching grade 5 (Admin data-2000-2004*) ¹	61		

Child Protection

Birth registration (1999-2004)¹% of 5-14 years old children who are working (1999-2004)¹% of girls married before the age of 18 years (1986-2004)¹

30 (total) 47 (urban) 25 (rural)

14 (total) 14 (male) 15 (female)

46 (total) 27 (urban) 54 (rural)

Figure 1: MDG Performance in South Asia

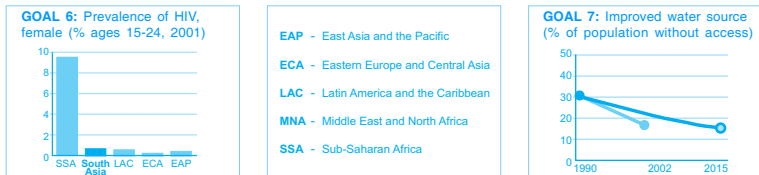

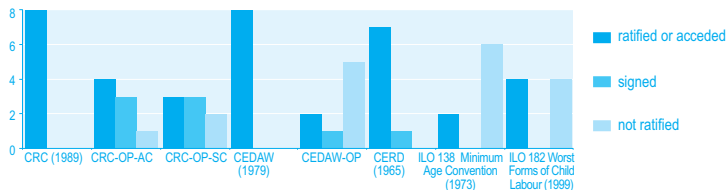


Figure 2: International, Regional Treaties and Conventions



Notes:

k Afghanistan, Maldives, and Bhutan not included

m Afghanistan not included

Source for Graph:

Figure 1: The World Bank Group, Millennium Development Goals in South Asia, web-site: <http://ddp-ext.worldbank.org/ext/GMIS/gdmis.do?siteId=2&menuId=LNAV01REGSUB5>

Figure 2: UNICEF ROSA, Kathmandu, Nepal

Notes:

- * Data refers to the most recent year available during the period specified.
- a Accession
- d Date of entry into force
- e Survey based on consumption.
- n National household survey data
- n.a. not available or not applicable
- r Ratified
- s Signature only
- t Identifies countries that have achieved a second round of Vitamin A coverage greater than or equal to 70 per cent.
- x Indicates data that refer to years or periods other than those specified, differ from the standard definition, or refer to only part of a country
- y Indicates data that differ from the standard definition or refer to only part of the country, but are included in the calculation of regional and global calculations
- Neither ratified nor signed
- (-) Less than half the unit shown

Source:

1. UNICEF, The State of The World's Children 2006, New York, web-site: www.unicef.org
2. United Nations Office on Drugs and Crime, web-site: http://www.unodc.org/unodc/en/crime_cicp_signatures_convention.html
3. Canada's Guide to the Global Ban on Landmines, web-site: <http://www.mines.gc.ca/menu-en.asp>
4. Hague Conference On Private International Law, web-Site: http://hcch.e-vision.nl/index_en.php?act=conventions.status&cid=69#nonmem
5. ILO, ILOLEX database of International Labour Standards, web-site: <http://www.ilo.org/ilolex/english/newratframeE.htm>
6. IMF, Government Finance Statistics 2005, web-site: <http://www.imf.org/external/pubs/ft/gfsr/2005/02/index.htm>
7. Most Requested Legislative Materials, web-site: <http://www.aiipowmia.com/legis/>
8. OHCHR, Status of Ratifications of the Principal International Human Rights Treaties, as of 03 June 2005, web-site: <http://www.unhchr.ch/tbs/doc.nsf>
9. UN Committee for Development Policy, web-site: www.un.org
10. UN ESCAP, UNDP, ADB, A Future Within Reach: Reshaping Institutions in a Region of Disparities to Meet the Millennium Development Goals in Asia and the Pacific, 2005, web-site: <http://www.unescap.org/>
11. UN ESCAP, UNDP, Voices of the Least Developed Countries of Asia and the Pacific, Achieving the MDG Through a Global Partnership 2015 web-site: <http://www.unescap.org/>
12. UNAIDS, AIDS epidemic update 2005, Geneva, web-site: www.unaids.org
13. UNDP, Human Development Report 2005, web-site: <http://hdr.undp.org/reports/global/2005/>
14. UNICEF ROSA, South Asia and the Minimum Age of Criminal Responsibility, Kathmandu, 2005
15. United Nations, UNCTAD Handbook of Statistics 2004, web-site: <http://www.unctad.org/Templates/StartPage.asp?intItemID=2068>
16. World Bank, 2004 World Development Indicators, web-site: <http://www-wds.worldbank.org/>
17. WTO web site: http://www.wto.org/english/thewto_e/whatis_e/tif_e/orog6_e.htm
18. SAARC Secretariat, Kathmandu, Nepal
19. UNICEF, The State of The World's Children 2005, New York, web-site: www.unicef.org

CALENDAR 2006

United Nations Children's Fund
Regional Office for South Asia
P. O. Box 5815
Lekhnath Marg
Kathmandu, Nepal

Telephone: 977-1-4417082
Facsimile 977-1-4418466/4419479
www.unicef.org
rosa@unicef.org
ykrain@unicef.org

JANUARY

S	M	T	W	T	F	S
1	2	3	4	5	6	7
8	9	10	11	12	13	14
15	16	17	18	19	20	21
22	23	24	25	26	27	28
29	30	31				

FEBRUARY

S	M	T	W	T	F	S
			1	2	3	4
5	6	7	8	9	10	11
12	13	14	15	16	17	18
19	20	21	22	23	24	25
26	27	28				

MARCH

S	M	T	W	T	F	S
			1	2	3	4
5	6	7	8	9	10	11
12	13	14	15	16	17	18
19	20	21	22	23	24	25
26	27	28	29	30	31	

APRIL

S	M	T	W	T	F	S
						1
2	3	4	5	6	7	8
9	10	11	12	13	14	15
16	17	18	19	20	21	22
23	24	25	26	27	28	29

MAY

S	M	T	W	T	F	S
	1	2	3	4	5	6
7	8	9	10	11	12	13
14	15	16	17	18	19	20
21	22	23	24	25	26	27
28	29	30	31			

JUNE

S	M	T	W	T	F	S
				1	2	3
4	5	6	7	8	9	10
11	12	13	14	15	16	17
18	19	20	21	22	23	24
25	26	27	28	29	30	

JULY

S	M	T	W	T	F	S
30	31					1
2	3	4	5	6	7	8
9	10	11	12	13	14	15
16	17	18	19	20	21	22
23	24	25	26	27	28	29

AUGUST

S	M	T	W	T	F	S
		1	2	3	4	5
6	7	8	9	10	11	12
13	14	15	16	17	18	19
20	21	22	23	24	25	26
27	28	29	30	31		

SEPTEMBER

S	M	T	W	T	F	S
						1
2	3	4	5	6	7	8
9	10	11	12	13	14	15
16	17	18	19	20	21	22
23	24	25	26	27	28	29
30						

OCTOBER

S	M	T	W	T	F	S
1	2	3	4	5	6	7
8	9	10	11	12	13	14
15	16	17	18	19	20	21
22	23	24	25	26	27	28
29	30	31				

NOVEMBER

S	M	T	W	T	F	S
			1	2	3	4
5	6	7	8	9	10	11
12	13	14	15	16	17	18
19	20	21	22	23	24	25
26	27	28	29	30		

DECEMBER

S	M	T	W	T	F	S
31						1
2	3	4	5	6	7	8
9	10	11	12	13	14	15
16	17	18	19	20	21	22
23	24	25	26	27	28	29
30						