























As of July 16th 2002



2002 Vaccine Projections: Quantities and Pricing

Vaccine	Presentation	Total Projected Quantity (in doses)	Weighted Average Price per dose (USD)
BCG (ampule/vial) (lyophilized)	 20ds vial/ampule + diluent	108,000,000	\$0.058
DTPw	 10ds vial	87,000,000	\$0.077
DTPw	 20ds vial	44,100,000	\$0.0725
DT	 10ds vial	2,640,000	\$0.047
Td adults	 10 ds vial	3,760,000	\$0.047
Td adults	 20ds vial	200,000	\$0.035
TT	 10ds vial	72,000,000	\$0.035
TT	 20ds vial	80,000,000	\$0.024
OPV	 10ds vial/tube	85,000,000	\$0.095
OPV	 20ds vial/tube	1,225,000,000	\$0.0905
Measles (lyophilized)	 1ds vial + diluent	120,000	\$0.079
Measles (lyophilized)	 10ds vial + diluent	210,000,000	\$0.125
Yellow Fever (lyophilized)	 5 ds vial + diluent	1,600,000	\$0.450
Yellow Fever (lyophilized)	 10ds vial + diluent	10,758,000	\$0.630
Yellow Fever (lyophilized)	 20ds vial + diluent	11,000,000	\$0.3465
Hepatitis B (recombinant)*	 1 ds vial	580,000	\$0.570
Hepatitis B (recombinant)*	 2ds vial	8,700,000	\$0.500
Hepatitis B (recombinant)*	 6ds vial	1,200,000	\$0.560
Hepatitis B (recombinant)*	 10ds vial	27,000,000	\$0.320
MMR Urabe Strain Mumps (lyophilized)	 10ds vial + diluent	500,000	\$1.000
MMR Jerilynn Strain Mumps (lyophilized)	 10ds vial + diluent	510,000	\$2.500
MR (lyophilized)	 10ds vial + diluent	3,000,000	\$0.480
Meningitis A&C (lyophilized)	 10ds vial + diluent	300,000	\$0.350
Meningitis A&C (lyophilized)	 50ds vial + diluent	15,000,000	\$0.230
DPT-HepB (recombinant)*	 10ds vial	9,400,000	\$1.000
DTP-Hib, (lyophilized)*	 10ds vial + diluent	56,000	\$2.350
DPT-HepB+Hib (lyophilized+liquid)*	 2ds vial	12,215,000	\$3.250

Notes:

1) The above represents the total projected quantities and weighted average prices for 2002 per product presentation.

2) Contracted quantities represent the aggregated forecast, based on country forecast for routine and country and global forecasts for accelerated disease control initiatives.

3) With the exception of OPV, the above pricing does not include vaccine vial monitors.

4) Due to varying price ranges within each presentation, the price indicated will not reflect actual price. UNICEF country offices are requested to contact Supply Division for specific budget request needs.

5) Projected quantities adjusted throughout the year, subject to change in country need and forecasts.

6) Vaccines noted with an asterisk include quantities that are procured on behalf of GAVI/VF.