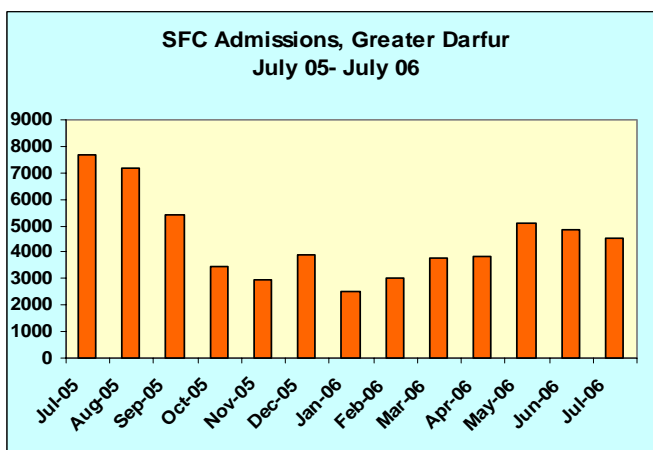
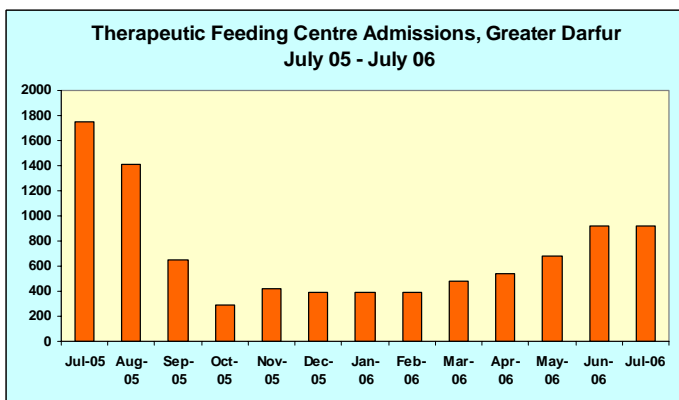


## DARFUR NUTRITION UPDATE - SUPPLEMENTARY July/August 2006

*This brief report is prepared to give an overview of the nutritional status across Darfur. Due to the ongoing Greater Darfur Emergency Nutrition and Food Security Assessment led by UNICEF/WFP and FAO the next Darfur Nutrition Update Bulletin will be produced in early October.*

### GREATER DARFUR - AN OVERVIEW

**Feeding Centres Admissions:** Admissions into feeding centres both TFC and SFC remained high though stable in July. Total admissions in to **Therapeutic Feeding Centres** remained stable at **925** in July from 924 in June. However it must be noted that 2 TFCs did not report from North Darfur due to insecurity and staff absence so it must be assumed that the figures presented are under reported. The highest admissions were seen in South Darfur, (see below for more information). In general performance indicators for the TFC were stable at 63% of discharges cured (below the 75% recommended by Sphere), 15% defaulting and 7% for mortality, both of these in line with the indicators for reaching the Sphere standards.



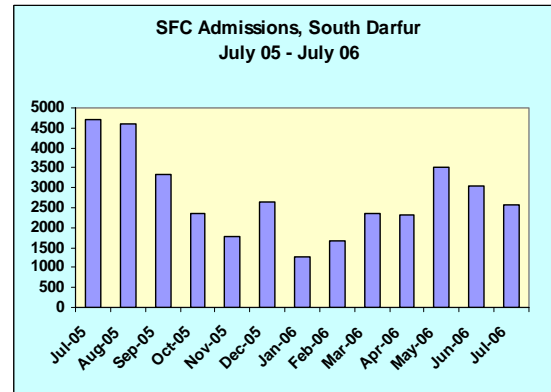
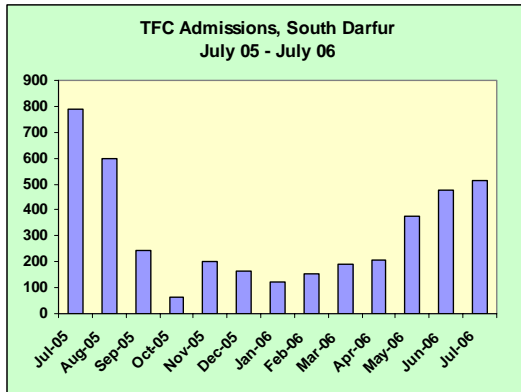
**For Supplementary Feeding Centres** a slight reduction is apparent graphically with a total of **4513** moderately malnourished children aged 6-59months admitted across Greater Darfur in July compared to **4870** in June however it must be noted that data was not available from 2 SFC due to insecurity limiting access and staff absence therefore the figures are not complete and are underreported. Performance indicators showed a slight improvement at 45% of discharges cured up from 30% in June, defaulters remain high at 37% with negligible deaths at 0.5%.

**Nutrition Surveys** - 3 localised Nutrition Surveys were conducted in July and August across Greater Darfur. Results ranged from **12.3% GAM in Geneina** town and IDP camps to an alarming **27% GAM in Dar Es Salaam in North Darfur** (see below for more detailed State level info).

However with the recent deterioration in the security situation particularly in North Darfur, access to and the delivery of basic assistance such as food aid and healthcare for thousands of vulnerable families has been seriously hampered therefore it is expected that in the nutritional situation is likely to have deteriorated further. The ongoing **Darfur Wide Emergency Food Security and Nutrition Assessment** being conducted at the time of reporting up to September 25<sup>th</sup> in each of the three states will provide an up to date picture of the situation with preliminary results expected mid October.

## SOUTH DARFUR

Admissions into TFCs in South Darfur rose slightly in July to a total of **511 severely malnourished children 6-59months** from 478 in June. The largest rise was seen in Kalma camp and is likely to be associated with the seasonal watery diarrhoea. The performance indicators for the TFC showed a 61% cured rates, 15% defaulter and 7% mortality rates. Admissions into SFCs showed a reduction which is due in part to the stabilisation of the situation in Ed Daein following the blanket supplementary feeding by Tearfund as a result of the high malnutrition reported in June when high admissions rates were reported, however it is also due to 1 SFC not reporting this month. Total reported admissions of moderately malnourished children 6-59months was **2576** in July down from 3054 for reasons discussed previously. Performance indicators showed an improvement with the cured rates up to 49% however defaulter rates remain high at 36.6%



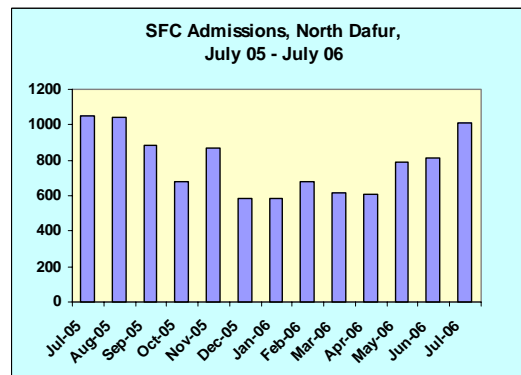
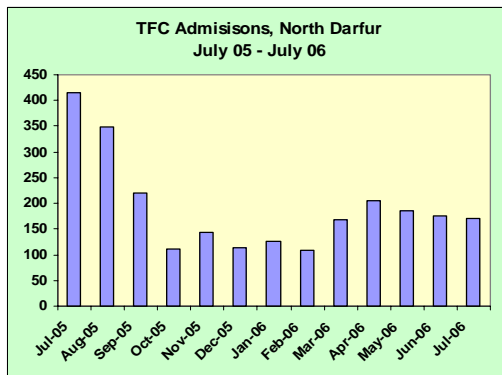
**Table 1. Nutritional Survey Summary -South Darfur**

Location	Agency	Date	% GAM	% SAM	Previous Survey	%GAM	%SAM
Gereida	ICRC	July 06	15.5%	2.3%	Jan 06	11.0% (8.9-13.1%)	1.3% (0.5-2.0)

ICRC conducted a nutrition survey in Gereida camp to monitor the situation given the large increase in newly displaced from the previous survey conducted in January. Not surprisingly due to the seasonality an increase in malnutrition was seen though the results are not alarming high. Efforts in the health and sanitation sectors were reported to have maintained the levels. However what was of concerns was the high **under 5 mortality at 3.01** above alert level though below emergency with the main causes of death being reported as diarrhoea and respiratory tract infections.

## NORTH DARFUR

Although admissions in TFC across North Darfur appear stable as illustrated in July 2 TFC did not report due to limited access for staff therefore it is likely that the true admission numbers are higher. Efforts to include these figures in future updates will be made to accurately present the situation. In total **175** severely malnourished children were admitted and performance indicators show an



impressive 74% for cured, the lowest defaulting at 12% and a stable 7% for mortality. For **SFC** a marked increase was seen with a total of **1,012** moderately malnourished children admitted up from 813 in June

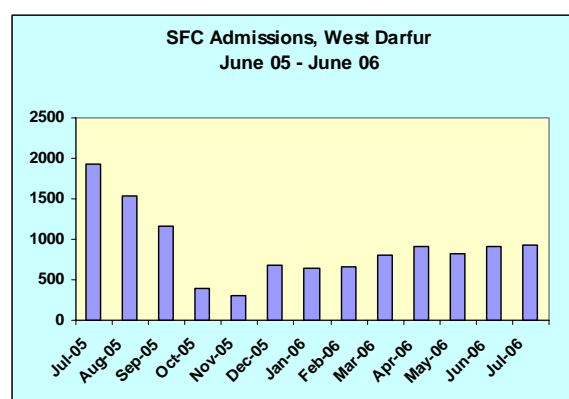
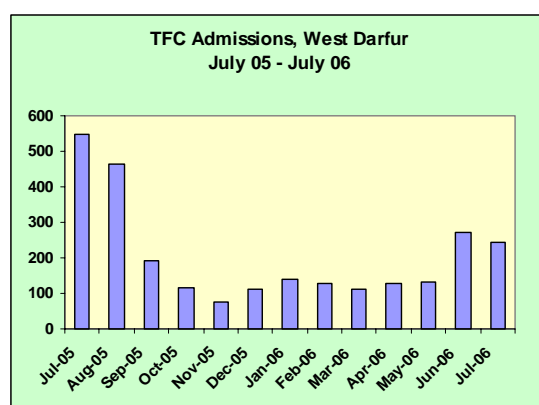
**Table 2. Nutritional Survey Summary - North Darfur**

Location	Agency	Date	% GAM	% SAM	Previous Survey	%GAM	%SAM
Dar Es Salaam AU	ACF	August 06	<b>27%</b> (23.1-31.3)	<b>2.8%</b> (1.6-4.9)	August 2000	22.5%	5.9%

Results from a nutrition survey conducted by ACF in August in Dar Es Salaam AU in El Fasher locality were alarming with **27% GAM and 2.8% SAM** being reported. In recent years this area has been indirectly affected by the conflict with a reduction in the main livelihoods of cash cropping/ tombac farming. Recent humanitarian interventions have focused on support to livelihoods with agricultural inputs and a seeds protection food distribution. In addition there are no existing feeding centres since the phase out of MSF Spain in April. The preliminary report highlights the impact of seasonality on the high rates of malnutrition and with low rates of mortality being reported does not report an emergency situation. However the report continues to state high rates of neonatal deaths were reported which could be linked the poor ante natal care. In addition although only 14% of children reported diarrhoea in the two weeks prior to the survey there was a strong association with malnutrition and diarrhoea.

## WEST DARFUR

Total admissions of severely malnourished children into TFC in West Darfur showed a slight reduction at **244** from 271 in June. Performance indicators remained stable at 60% cured and 155 for defaulting. For SFC a total of **925 moderately malnourished** children were admitted again stable to the 913 admitted in June. Performance indicators for SFC reported poor figures at 36% cured and 37% defaulters.



**Table 3. Nutritional Survey Summary - West Darfur**

Location	Agency	Date	% GAM	% SAM	Previous Survey	%GAM	%SAM
Geneina Town & IDP camps	Concern	June 06	<b>12.3%</b> (10.3-14.6)	<b>1.6%</b> (0.9-2.6)	June 05 – SMoH/UNICEF	16.9% (14.5- 19.6%)	1.5% (0.8- 2.6%)

A nutrition survey was conducted by Concern in June in Geneina town and IDP camps and showed stable rates of malnutrition at **12.3% GAM and 1.6% SAM** and although the rates appear lower that this time last year the difference is not statistically significant given the overlapping confidence intervals. However the situation indicates a marked improvement from the nutrition survey conducted in June 04 when 25.8% GAM and 5.5% SAM were reported. Mortality rates reported were low

For more information please contact Josephine Ippe [jippe@unicef.org](mailto:jippe@unicef.org) or Grainne Moloney on [gmoloney@unicef.org](mailto:gmoloney@unicef.org) Issue #5 of the Darfur Nutrition Update will be released mid-October.

**4 September 2006**