

# Serbia\*



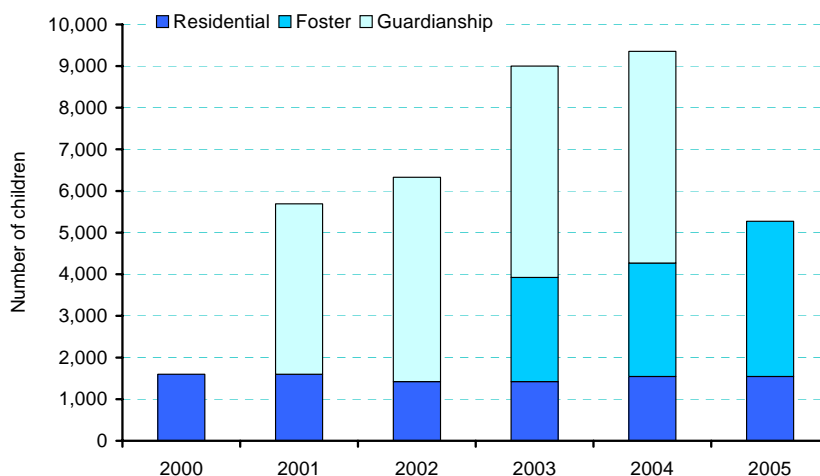
<b>Total Population<sup>1</sup> (2005)</b>	<b>7440769</b>
<b>Child Population, 0 – 17yrs (2005)</b>	<b>1445371</b>
<b>Children as proportion of Total Population</b>	<b>19%</b>

<b>Poverty Rate, \$PPP 2.15/day<sup>2</sup> (2003)</b>	<b>n.a.</b>
<b>Child Poverty rate (&lt;16 yrs), \$PPP 2.15/day<sup>3</sup> (2003)</b>	<b>n.a.</b>

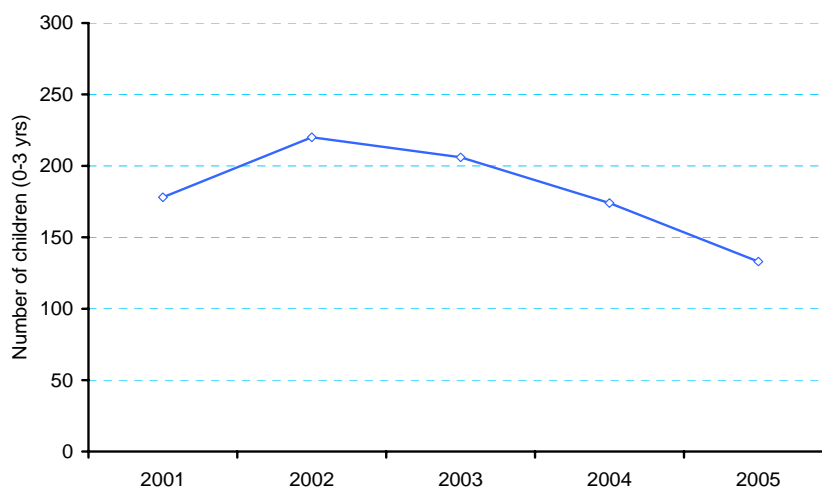
All data in table and graphs is from DevInfo database

	2000	2001	2002	2003	2004	2005
<b>Children in Residential Care (Absolute Number)</b>	1598	1598	1422	1422	1544	1544
<b>Children in Foster Care (Absolute Number)</b>	n.a.	n.a.	n.a.	2503	2726	3727
<b>Children in Guardianship Care (Absolute Number)</b>	n.a.	4095	4906	5073	5081	n.a.
<b>Adoption (Absolute Number)</b>	n.a.	178	220	206	174	133

**Absolute Number of Children in Formal Care (by type)**



**Absolute number of children adopted**



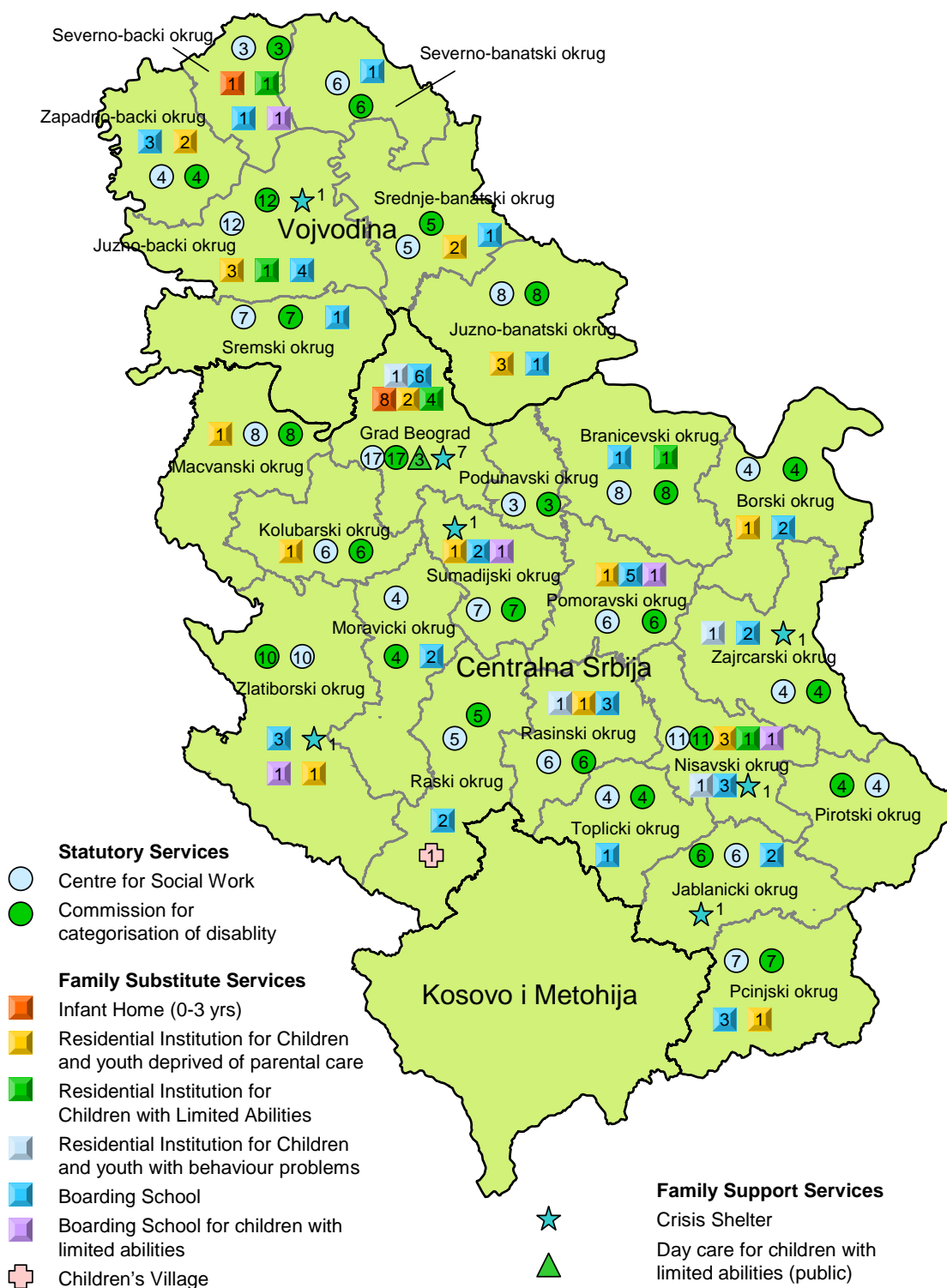
<sup>1</sup> All Population data is from Statistical Office of the Republic of Serbia

<sup>2</sup> World Bank, "Growth, Poverty and Inequality: Eastern Europe and the Former Soviet Union", 2005

<sup>3</sup> Ibid

\* Data from UNAP Kosovo not included.

## Child Care Services in Serbia<sup>4</sup>



**Definitions**

**Boarding schools:** (fully state funded) at which the children receive board and lodging during the school term and sleep most nights at the school.  
**Crisis Shelters:** Shelters and structures for children and families with socio-economic problems, including street children, victims of violence, abuse, trafficking.  
**Specialised day care:** Refers ONLY to day care that is part of child protection services, such as day care for children and families with socio-economic problems and children with special needs. **General** refers to day care providing both types of services.

<sup>4</sup>Data Collected by UNICEF Country Office