

FYR Macedonia

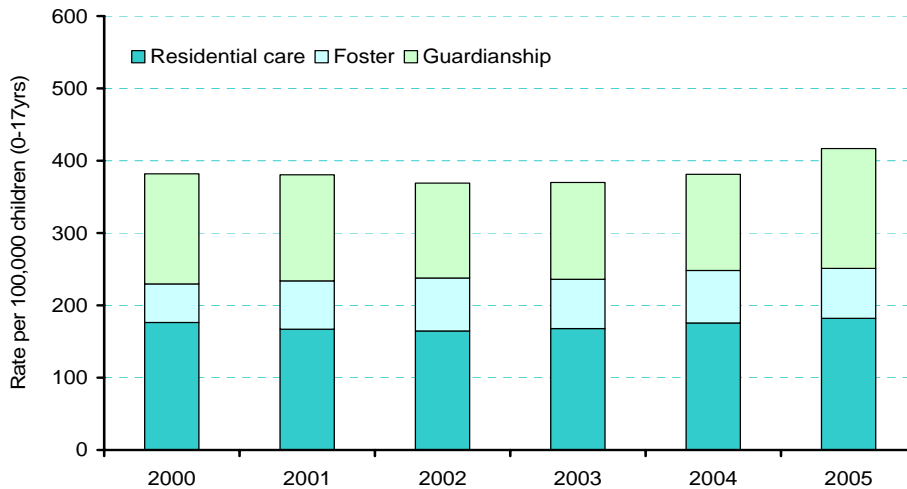


Total Population (2005)	2,035,000
Child Population, 0 – 17 yrs (2005)	504,000
Children as proportion of Total Population	25%

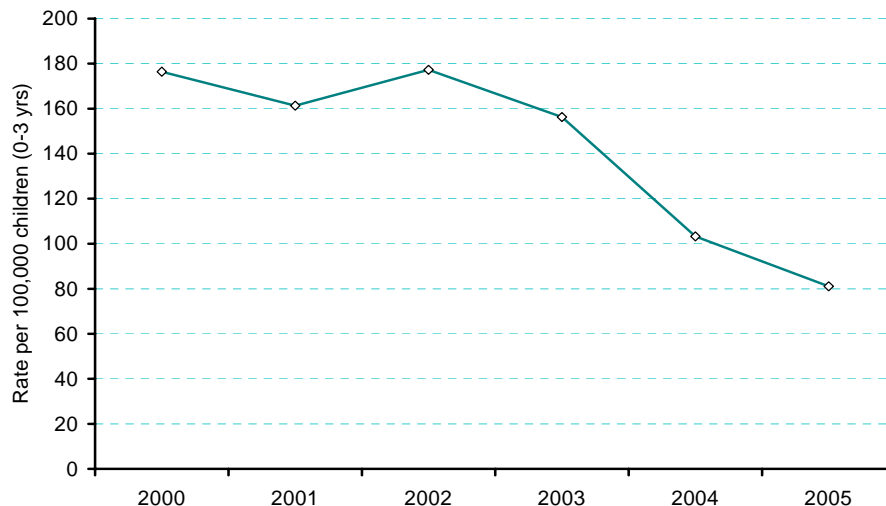
Poverty Rate, \$PPP 2.15/day¹ (2003)	4%
Child Poverty rate (<16 yrs), \$PPP 2.15/day² (2003)	6%

	2000	2001	2002	2003	2004	2005
Children in Residential Care (Absolute Number)	965	899	862	863	885	897
Infants (0 – 3 yrs) as proportion of total number of Children in Residential Care	7%	6%	7%	11%	14%	11%
Children in Foster Care (Absolute Number)	291	359	385	350	366	340
Children in Guardianship Care (Absolute Number)	835	790	687	688	672	817
Adoption (Absolute Number)	186	164	175	151	98	75

Rate of Children in Formal Care (by type)



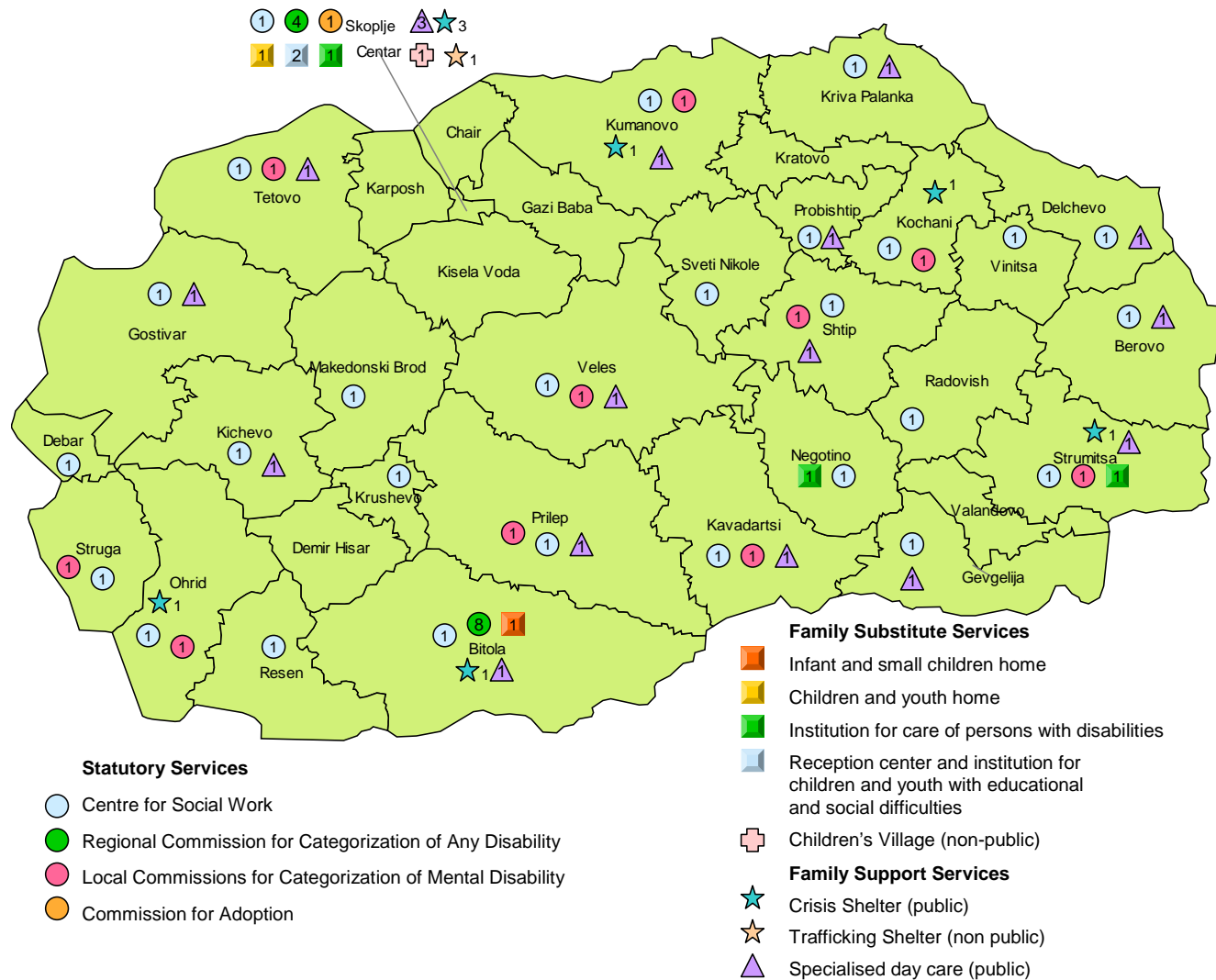
Adoption Rate



¹ World Bank, "Growth, Poverty and Inequality: Eastern Europe and the Former Soviet Union", 2005

² Ibid

Child Care Services in FYR Macedonia³



Definitions

Crisis Shelters: Shelters and structures for children and families with socio-economic problems, including street children, victims of violence, abuse, trafficking.

Specialised Day Care: Refers ONLY to day care that is part of child protection services, such as day care for children and families with socio-economic problems and children with special needs.

³ Data Collected by UNICEF Country Office. Location of 42 boarding schools in FYR Macedonia not available.