

Croatia

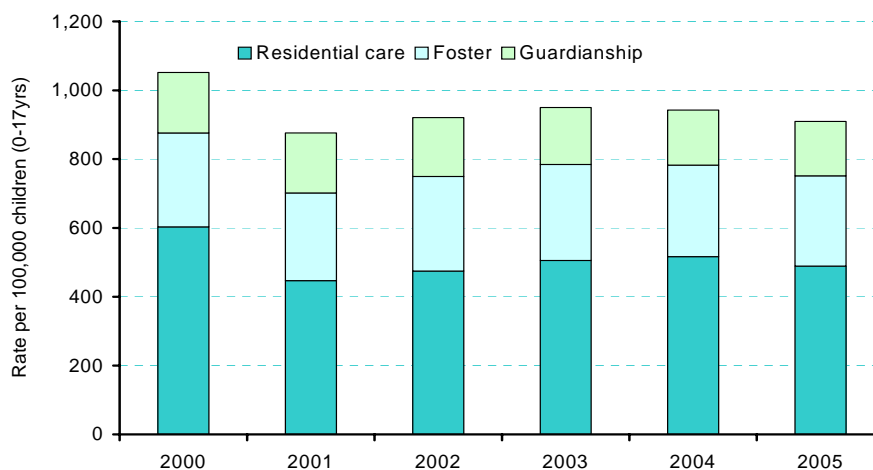


Total Population (2005)	4,438, 000
Child Population, 0 – 17yrs (2005)	872, 000
Children as proportion of Total Population	20%

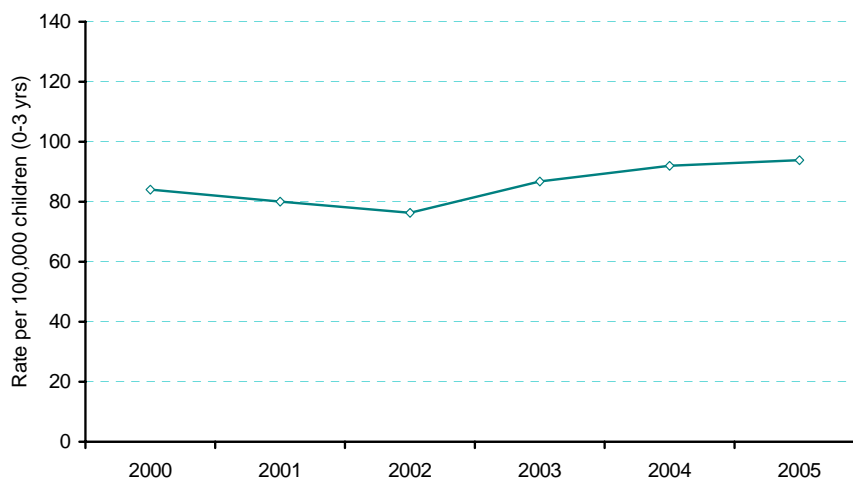
Poverty Rate, \$PPP 2.15/day ¹	n.a.
Child Poverty rate (<16 yrs), \$PPP 2.15/day ²	n.a.

	2000	2001	2002	2003	2004	2005
Children in Residential Care (Absolute Number)	5621	4132	4313	4496	4506	4267
Infants (0- 3 yrs) as proportion of total number of Children in Residential Care	3%	4%	3%	3%	3%	3%
Children in Foster Care (Absolute Number)	2544	2354	2493	2484	2331	2244
Children in Guardianship Care (Absolute Number)	1635	1613	1554	1473	1401	1357
Adoption³ (Absolute Number)	174	149	135	147	151	153

Rate of Children in Formal Care (by type)



Adoption Rate



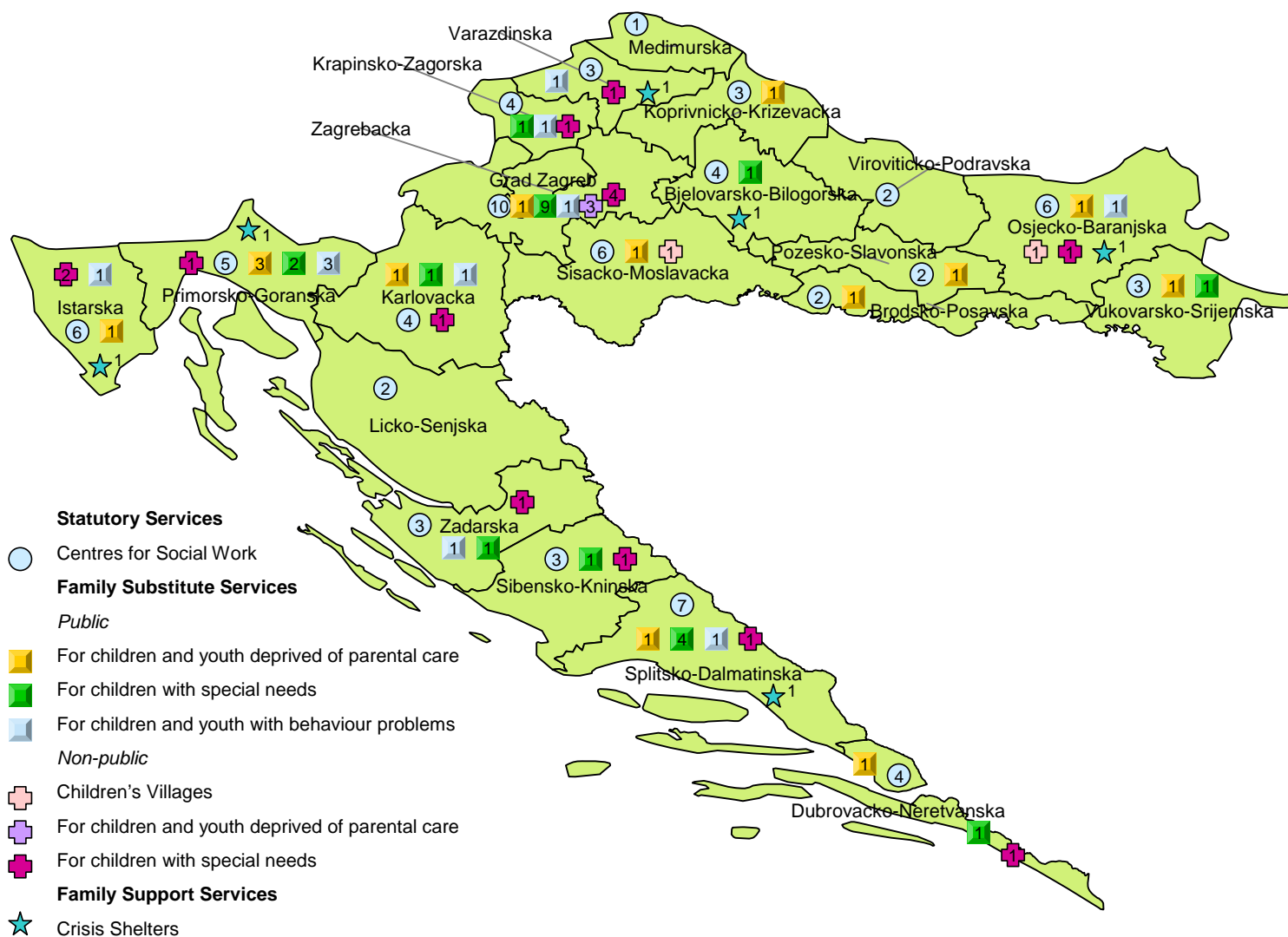
¹ World Bank, "Growth, Poverty and Inequality: Eastern Europe and the Former Soviet Union", 2005

² Ibid

³ Data provided by Ministry of Health and Social Welfare, Croatia

* Based on data from Ministry of Health and Social Welfare, Croatia

Child Care Services in Croatia⁴



Definitions

Crisis Shelters: Shelters and structures for children and families with socio-economic problems, including street children, victims of violence, abuse, trafficking.

⁴Data Collected by UNICEF Country Office. Data on boarding schools not available.